DEKALB COUNTY BOARD OF HEALTH
EPIDEMIOLOGY REPORT
(COVID-19)

COVID-19 Epidemiology Report for DeKalb County

- As of July 7, DeKalb County has reported 7,043 cases of 2019 novel coronavirus (COVID-19) and 173 deaths.*
- Public Health District 3-5 (Decatur) accounts for 7.1% of the total cases in Georgia.
- Among all DeKalb County positive cases, 13.9% were hospitalized and 2.3% have died.

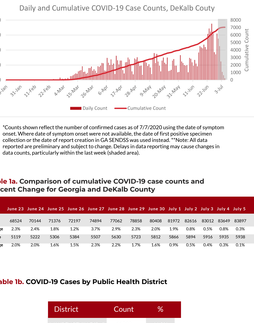

*Counts shown reflect the number of confirmed cases as of 7/7/2020 using the date of symptom onset. Where date of symptom onset were not available, the date of first positive specimen collection or the date of report creation in GA SENDSS was used instead. **Note: All data reported are preliminary and subject to change. Delays in data reporting may cause changes in data counts, particularly within the last week (shaded area).

Table 1a. Comparison of cumulative COVID-19 case counts and Percent Change for Georgia and DeKalb County

	June 23	June 24	June 25	June 26	June 27	June 28	June 29	June 30	July 1	July 2	July 3	July 4	July 5
GA	68524	70144	71576	72197	74894	77062	78858	80408	81972	82616	83012	83669	83897
% Change	2.3%	2.4%	1.8%	1.2%	3.7%	2.9%	2.3%	2.0%	1.9%	0.8%	0.5%	0.8%	0.3%
DeKalb	5119	5222	5306	5384	5507	5630	5723	5812	5866	5894	5916	5935	5938
% Change	2.0%	2.0%	1.6%	1.5%	2.3%	2.2%	1.7%	1.6%	0.9%	0.5%	0.4%	0.3%	0.1%

Table 1b. COVID-19 Cases by Public Health District

District	Count	%
LAWRENCEVILLE (3-4)	11593	11.2%
ATLANTA (3-2)	9354	9.0%
MARIETTA (3-1)	7461	7.2%
DECATUR (3-5)	7370	7.1%
LA GRANGE (4-0)	7198	6.9%
GAINESVILLE (2-0)	6821	6.6%
ALBANY (8-2)	6320	6.1%
COLUMBUS (7-0)	5216	5.0%
SAVANNAH (9-1)	4321	4.2%
MACON (5-2)	4282	4.1%
VALDOSTA (8-1)	3969	3.8%
ROME (1-1)	3928	3.8%
WAYCROSS (9-2)	3899	3.8%
DALTON (1-2)	3826	3.7%
AUGUSTA (6-0)	3136	3.0%
ATHENS (10-0)	3083	3.0%
FOREST PARK (3-3)	2520	2.4%
DUBLIN (5-1)	1066	1.0%
UNKNOWN	8229	7.9%

Table 3. COVID-19 Case Counts and Percent Change by Zip Code

Zip	Previous July 7	Current July 7	% of Total	% Change
30083	511	543	7.4%	6.3%
30329	488	504	6.8%	3.3%
30058	469	490	6.6%	4.5%
30084	458	468	6.4%	2.2%
30341	447	460	6.2%	2.9%
30340	414	424	5.8%	2.4%
30034	400	420	5.7%	5.0%
30032	361	395	5.4%	9.4%
30038	318	343	4.7%	7.9%
30319	306	320	4.3%	4.6%
30021	296	298	4.0%	0.7%
30087	259	276	3.7%	6.6%
30345	248	257	3.5%	3.6%
30033	221	234	3.2%	5.9%
30088	177	194	2.6%	9.6%
30035	173	183	2.5%	5.8%
30360	173	177	2.4%	2.3%
30294	165	176	2.4%	6.7%
30316	167	171	2.3%	2.4%
30030	161	168	2.3%	4.3%
30338	164	167	2.3%	1.8%
30317	74	83	1.1%	12.2%
30307	45	46	0.6%	2.2%
30350	37	43	0.6%	16.2%
30324	41	42	0.6%	2.4%
30306	37	40	0.5%	8.1%
30346	36	40	0.5%	11.1%
30002	32	35	0.5%	9.4%
30079	27	27	0.4%	0.0%
30288	24	24	0.3%	0.0%
30342	13	14	0.2%	7.7%
30072	7	8	0.1%	14.3%
30328	8	8	0.1%	0.0%
30349	6	8	0.1%	33.3%
30031	7	7	0.1%	0.0%
30305	7	7	0.1%	0.0%
30308	7	7	0.1%	0.0%
30331	6	6	0.1%	0.0%
Unknown	127	127	1.7%	0.0%

*Data cleaning may lead to reassignment of cases from one territory to another based on corrected addresses which may appear as "decreases" when compared to previous counts. Zip codes with five or fewer cases were omitted from the table.

Table 4. Demographic Data of COVID-19 Cases in DeKalb County

Demographic	Count	%
Gender		
Female	3882	52.7%
Male	3363	45.6%
Unknown	124	1.7%
Age		
Under 15	250	3.4%
15-29	1778	24.1%
30-44	2146	29.1%
45-59	1703	23.1%
60-74	991	13.4%
75-89	409	5.6%
90-104	84	1.1%
Unknown	8	0.1%
Race		
Asian	311	4.2%
Black	2894	39.3%
Other	620	8.4%
White	1482	20.1%
Unknown	2062	28.0%
Ethnicity		
Hispanic/Latino	1306	17.7%
Non-Hispanic/Latino	3333	45.2%
Unknown/Not Specified	2730	37.0%

*Other include American Indian/Alaska Native and Native Hawaiian/Pacific Islander.

Graph 2. Proportion of COVID-19 Cases by Race

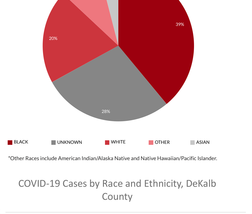

*Other Races include American Indian/Alaska Native and Native Hawaiian/Pacific Islander.

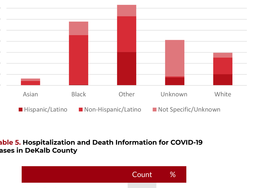

Table 5. Hospitalization and Death Information for COVID-19 Cases in DeKalb County

	Count	%
Hospitalization		
Needed Hospitalization	1021	13.9%
Not Known to Have Been Hospitalized	6348	86.1%
Death		
Died	173	2.3%

Graph 3-4. Distribution of Deaths due to COVID-19 by Age Group and Race in DeKalb County

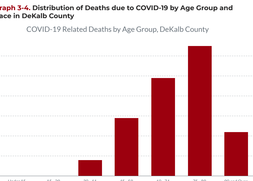

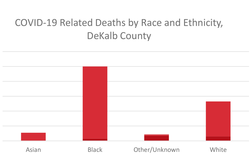

*Other include American Indian/Alaska Native and Native Hawaiian/Pacific Islander.