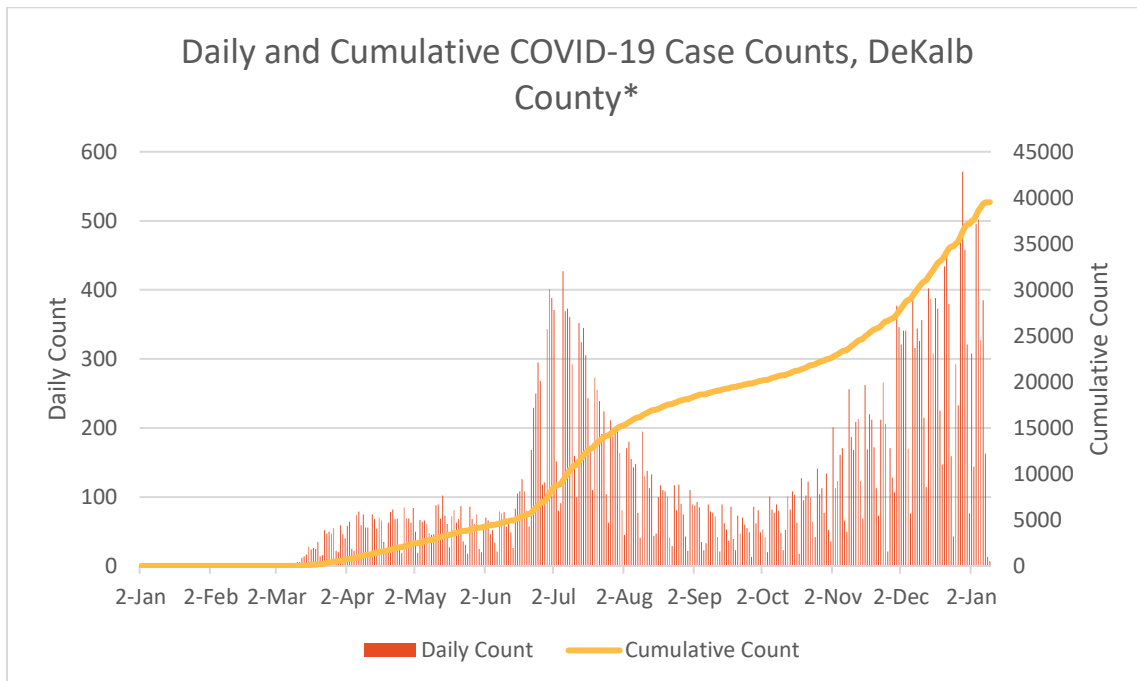
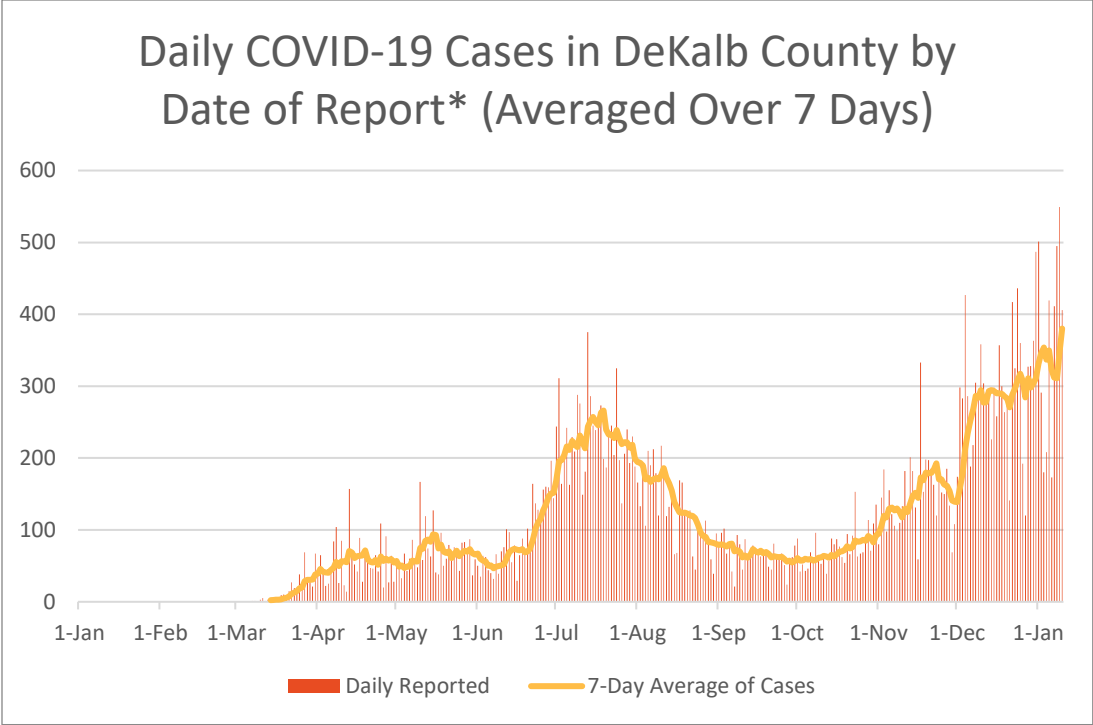


COVID-19 Epidemiology Report for DeKalb County January 11, 2021

- As of January 10, DeKalb County has reported 39,522 confirmed cases of 2019 novel coronavirus disease (COVID-19) and 506 confirmed COVID-19 deaths. An increase of 2,481 cases (+6.7%) and 11 deaths (+2.2%) since the last report on January 6.
- 4,419 COVID-19 cases (557 cases per 100,000 population) were diagnosed in the most recent 14 day period (12/22 – 1/4), a **1.9% INCREASE** from the previous 14 day period (12/8 – 12/21).
- Among all persons diagnosed with COVID-19 in DeKalb County, 8.3% needed hospitalization and 1.3% died.
- As of January 5, Georgia Department of Public Health reported that DeKalb County accounted for 6.2% of total number of COVID-19 cases in Georgia to date.



*Counts shown reflect the number of confirmed cases as of 1/10/21 using the date of diagnosis which is calculated by using the date of first positive sample collection. Where date of first positive sample collection were not available, the date of report creation in GA SENDSS was used instead. **Note: All data reported are preliminary and subject to change. Delays in data reporting may cause changes in data counts, particularly within the last week (shaded area).

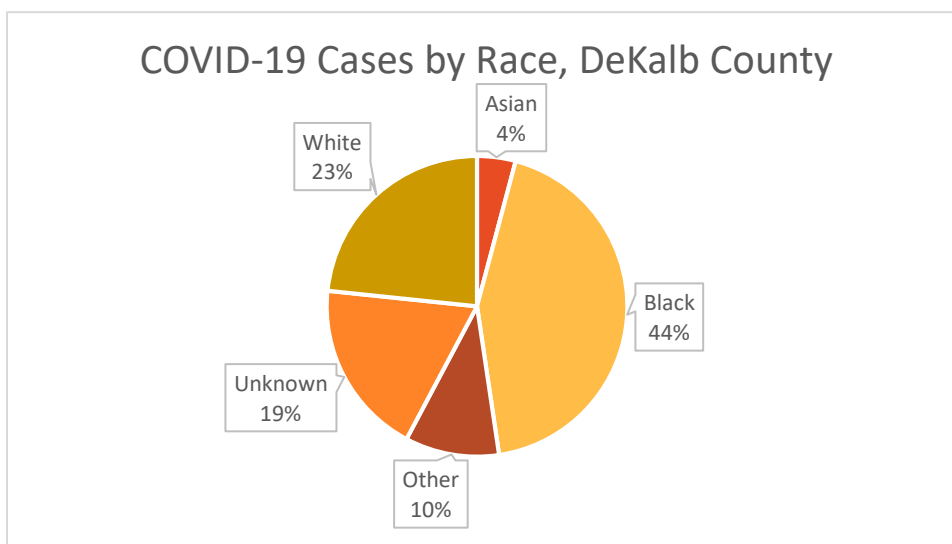


*Counts shown reflect the number of confirmed cases as of 1/10/21 using date of report creating in GA SendSS. All data reported are preliminary and subject to change.

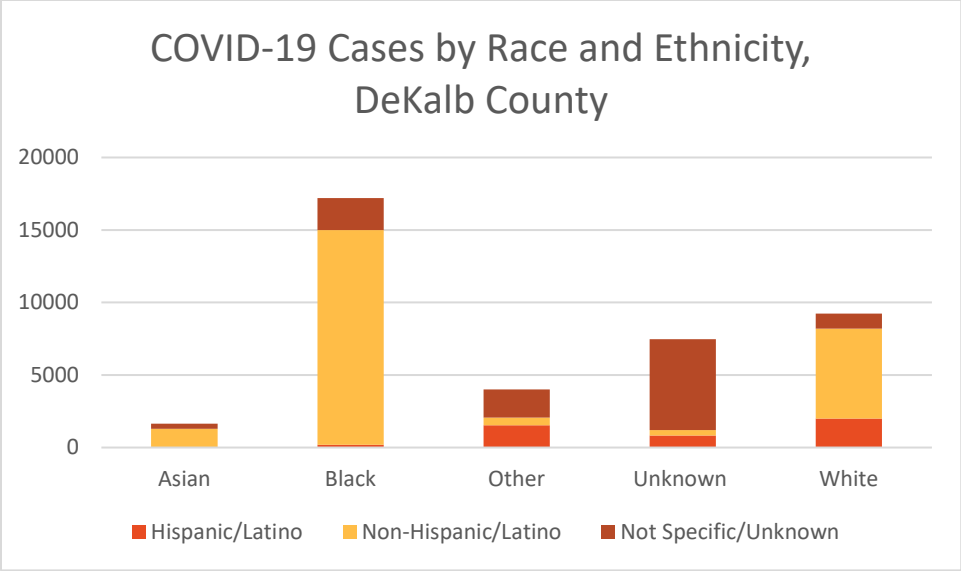
Demographic Distributions of COVID-19 Cases

Table 2. Demographics of COVID-19 Cases, DeKalb County, GA

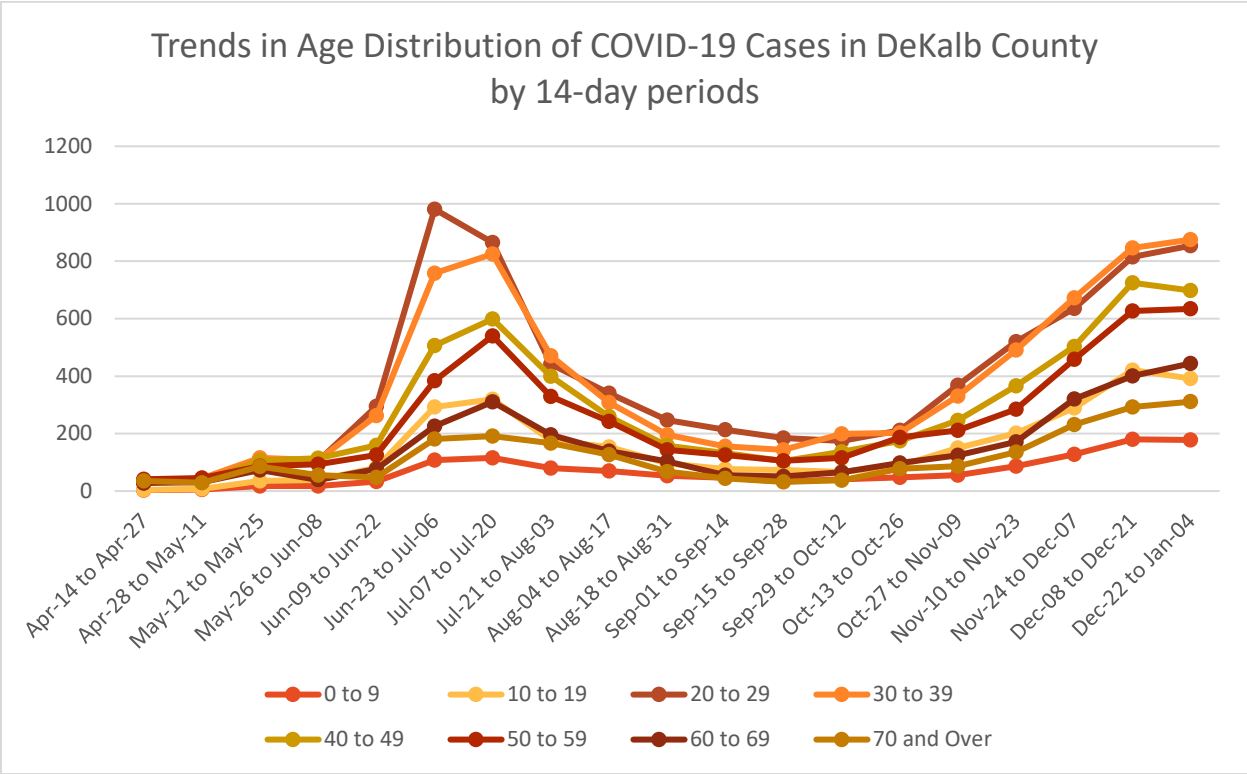
Demographics	N	%
Gender		
Female	21224	53.7%
Male	17766	45.0%
Unknown	532	1.3%
Age		
9 and Under	1358	3.4%
10 to 19	3223	8.2%
20 to 29	8306	21.0%
30 to 39	8010	20.3%
40 to 49	6342	16.0%
50 to 59	5658	14.3%
60 to 69	3556	9.0%
70 and Over	2919	7.4%
Unknown	150	0.4%
Race		
Asian	1638	4.1%
Black	17193	43.5%
Other	4002	10.1%
Unknown	7461	18.9%
White	9228	23.3%
Ethnicity		
Hispanic/Latino	4562	11.5%
Non-Hispanic/Latino	23211	58.7%
Not Specific/Unknown	11749	29.7%



*"Other" includes Native Hawaiian/Pacific Islander and American Indian/Native American

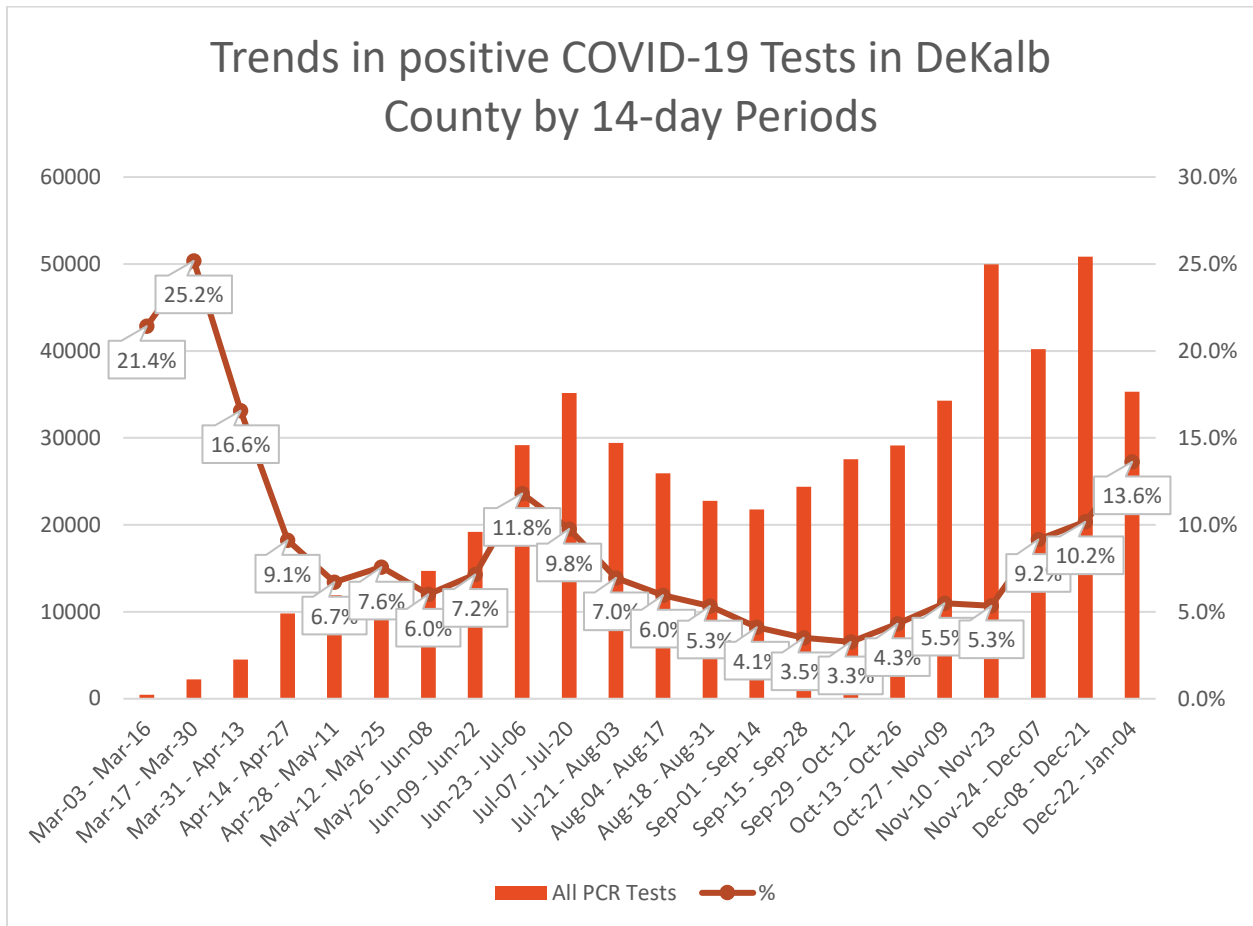


*"Other" includes Native Hawaiian/Pacific Islander and American Indian/Native American



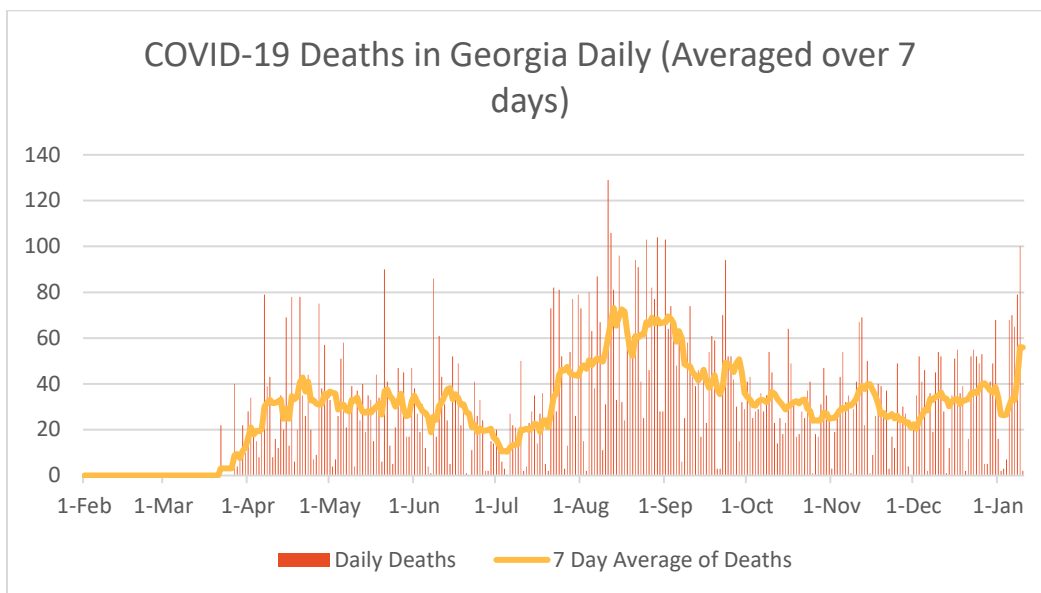
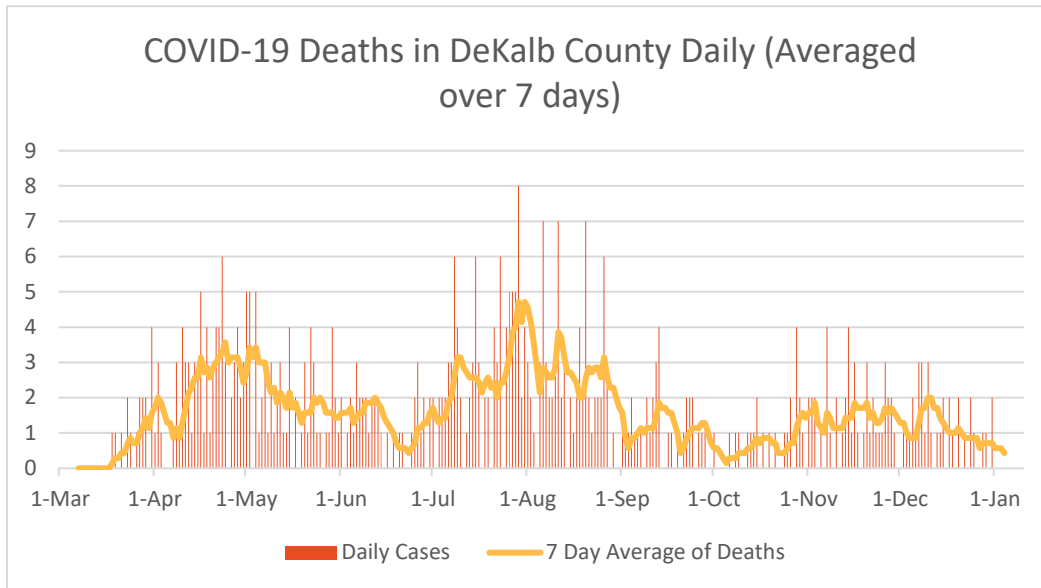
*Counts shown reflect the number of confirmed cases as of 1/10/21 using the date of first positive sample collection. Where date of first positive sample collection were not available, the date of report creation in GA SENDSS was used instead. All data reported are preliminary and subject to change

COVID-19 Testing and Positivity in DeKalb County



*Data as of 1/10/2021. Only data on Polymerase Chain Reaction (PCR) tests were included. All data reported are preliminary and subject to change

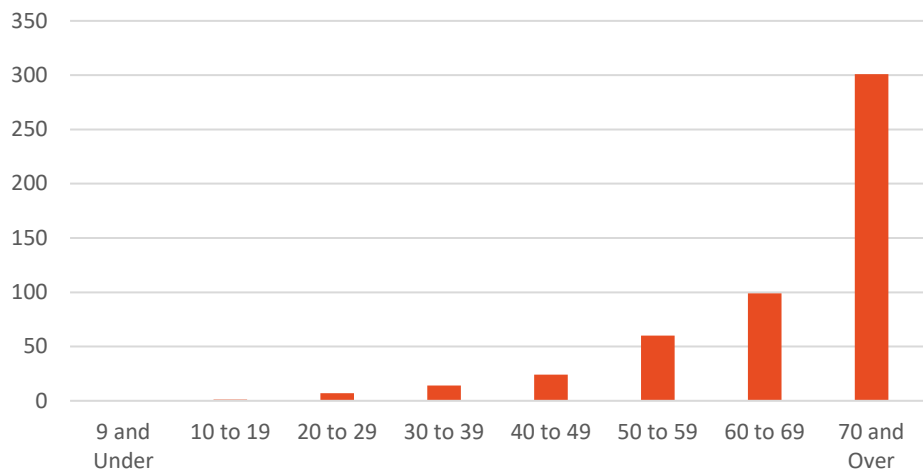
COVID-19 Related Deaths in DeKalb County and Georgia



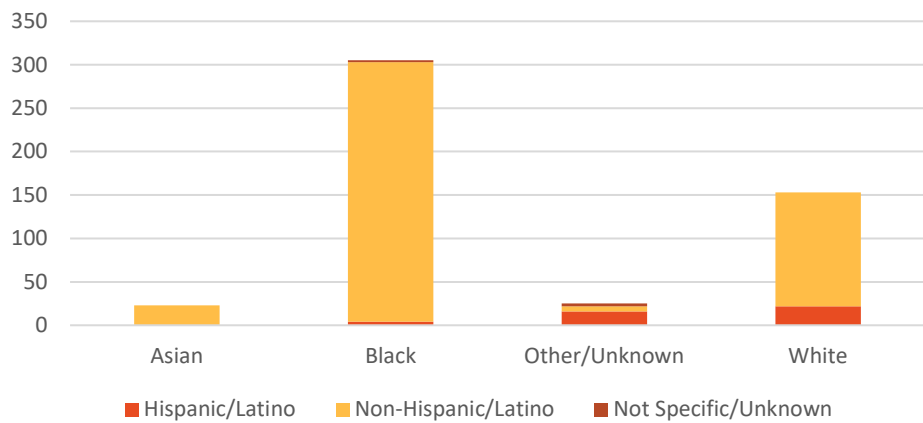
Note: Reported date of death used. All data reported are preliminary and subject to change. GA data is based on date of case reported. 7-day averages are calculated until a week prior to allow for lag in reporting

Table 2. COVID-19 Related Hospitalizations/Deaths in DeKalb County, GA	Count	%
Hospitalization		
Needed Hospitalization	3264	8.3%
Not Known to Have Been Hospitalized	36258	91.7%
Deaths		
Died	506	1.3%

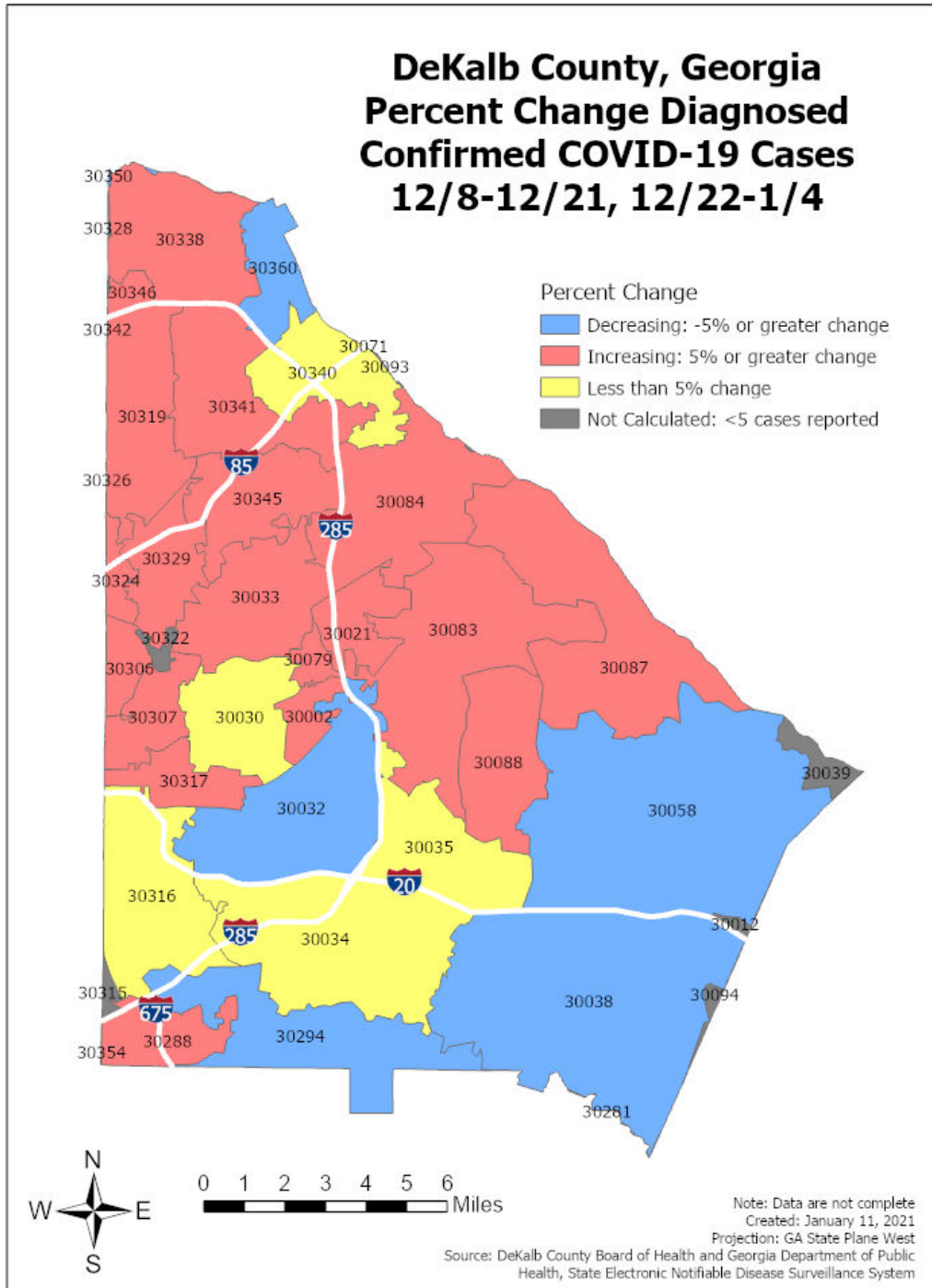
COVID-19 Related Deaths by Age, DeKalb County



COVID-19 Related Deaths by Race and Ethnicity, DeKalb County



Percent Change in COVID-19 Cases Between Two Most Recent 14-Day Periods



COVID-19 Case Counts by Zip Code

Table 3. COVID-19 Case Counts and Change in Two Most Recent 14-day Periods

Zip	Previous 1/5	Current 1/10	Percent of Total	Previous 14 Days 12/8-12/21	Recent 14 Days 12/22-1/4	Percent Change in 14 day periods
All DeKalb	37041	39522	100.0%	4335	4419	1.9%
30058	2841	2997	7.6%	371	299	-19.4%
30083	2661	2818	7.1%	239	303	26.8%
30034	2391	2525	6.4%	313	298	-4.8%
30032	2314	2454	6.2%	294	251	-14.6%
30319	2086	2307	5.8%	297	348	17.2%
30038	2081	2207	5.6%	262	206	-21.4%
30341	1878	2021	5.1%	234	246	5.1%
30329	1699	1815	4.6%	164	179	9.1%
30084	1695	1806	4.6%	164	174	6.1%
30340	1557	1652	4.2%	181	190	5.0%
30338	1437	1568	4.0%	235	261	11.1%
30087	1398	1492	3.8%	165	175	6.1%
30021	1243	1318	3.3%	93	122	31.2%
30088	1191	1260	3.2%	119	157	31.9%
30033	1144	1214	3.1%	108	114	5.6%
30345	1069	1146	2.9%	97	107	10.3%
30294	1070	1139	2.9%	137	122	-10.9%
30035	993	1066	2.7%	127	132	3.9%
30316	926	1003	2.5%	142	139	-2.1%
30030	873	931	2.4%	91	90	-1.1%
30360	769	822	2.1%	110	90	-18.2%
30317	515	554	1.4%	72	77	6.9%
30307	344	369	0.9%	36	41	13.9%
30346	329	358	0.9%	38	56	47.4%
30306	301	317	0.8%	47	50	6.4%
30350	271	279	0.7%	16	8	-50.0%
30324	232	244	0.6%	20	24	20.0%
30002	190	201	0.5%	18	20	11.1%
30288	168	186	0.5%	27	32	18.5%
30079	149	159	0.4%	13	14	7.7%
30039	41	41	0.1%	<5	8	100.0%
30349	34	39	0.1%	<5	<5	300.0%
30031	34	37	0.1%	6	<5	-50.0%
30328	35	37	0.1%	<5	<5	0.0%
30094	32	32	0.1%	<5	<5	-66.7%
30342	28	28	0.1%	0	0	NA

30012	26	27	0.1%	<5	<5		100.0%
30318	24	25	0.1%	<5	<5		-50.0%
30072	23	24	0.1%	<5	<5		100.0%
30047	22	22	0.1%		0	0	NA
30322	21	22	0.1%	<5	<5		50.0%
30016	19	19	0.0%	<5		0	-100.0%
30085	20	19	0.0%	<5	<5		300.0%
30092	17	17	0.0%		0	0	NA
30093	17	17	0.0%		0	0	NA
30086	13	16	0.0%	<5		0	-100.0%
30037	14	15	0.0%	<5	<5		300.0%
30074	13	15	0.0%	<5	<5		300.0%
30301	9	13	0.0%	<5		6	500.0%
30013	12	12	0.0%		0	0	NA
30331	12	12	0.0%		0	0	NA
30022	10	11	0.0%	<5		0	-100.0%
30036	11	11	0.0%		0	0	NA
30044	11	11	0.0%		0	0	NA
30308	11	11	0.0%	<5	<5		-50.0%
30046	10	10	0.0%	<5		0	-100.0%
30052	10	10	0.0%	<5	<5		0.0%
30321	8	10	0.0%	<5	<5		-33.3%
30337	9	10	0.0%	<5	<5		100.0%
30043	9	9	0.0%		0	0	NA
30060	9	9	0.0%	<5		0	-100.0%
30096	9	9	0.0%		0	0	NA
30305	9	9	0.0%		0	0	NA
30312	8	9	0.0%		0	0	NA
30315	9	9	0.0%		0	0	NA
30071	8	8	0.0%		0	0	NA
30281	7	8	0.0%		0	0	NA
30314	8	8	0.0%		0	0	NA
30334	8	8	0.0%		0	0	NA
30362	7	8	0.0%		0	0	NA
30045	7	7	0.0%		0	0	NA
30135	7	7	0.0%		0	0	NA
30303	7	7	0.0%		0	0	NA
30326	7	7	0.0%	<5		0	-100.0%
30354	7	7	0.0%		0	0	NA
30359	5	7	0.0%		0	0	NA
30366	6	7	0.0%	<5		0	-100.0%

30374	7	7	0.0%	<5	<5	0.0%
30024	6	6	0.0%	0	0	NA
30228	6	6	0.0%	0	0	NA
30309	6	6	0.0%	0	0	NA
30014	5	5	0.0%	0	0	NA
30252	5	5	0.0%	0	0	NA
30310	5	5	0.0%	0	0	NA
30356	5	5	0.0%	<5	<5	-50.0%
31141	5	5	0.0%	0	0	NA
Unknown	274	283	0.7%	40	<5	-92.5%

*In order to account for reporting lag of new diagnoses, the 14 day periods were calculated from a week prior. Data cleaning may lead to reassignment of cases from one territory to another based on corrected addresses which may appear as “decreases” when compared to previous counts. Zip codes with fewer than 5 cases reported were omitted from the table.