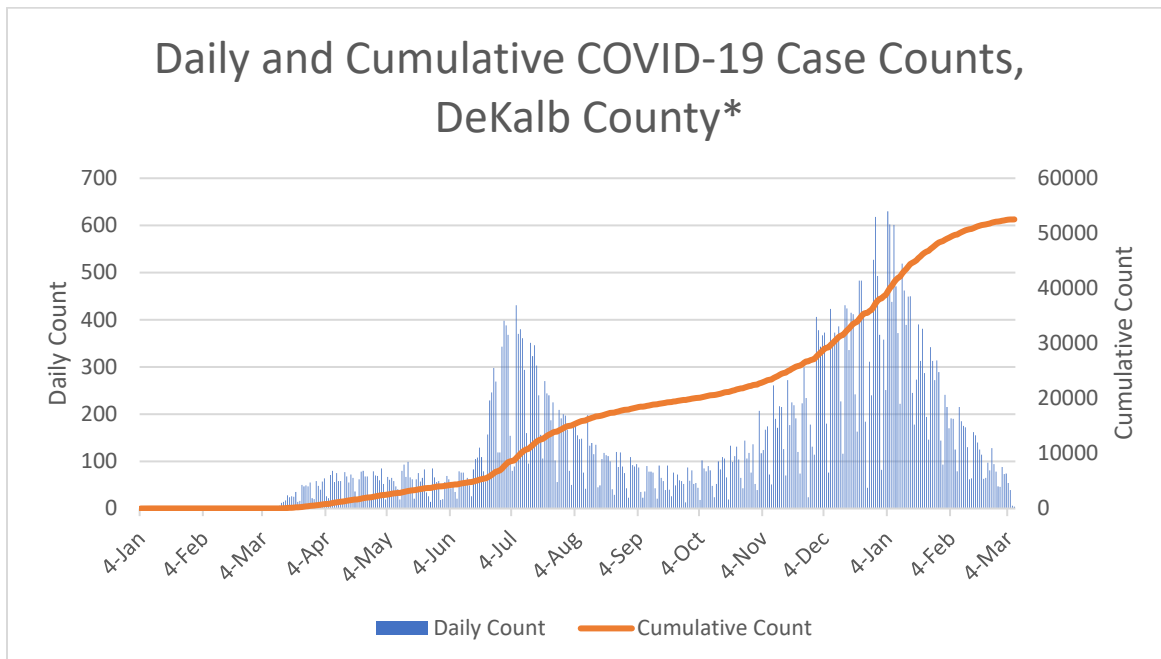
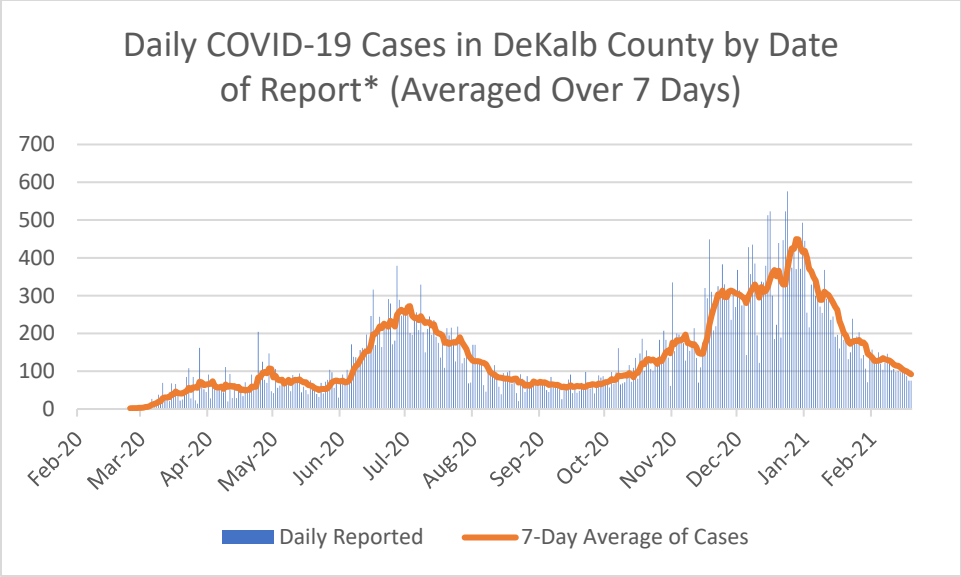


COVID-19 Epidemiology Report for DeKalb County March 8, 2021

- As of March 7, DeKalb County has reported 52,522 confirmed cases of 2019 novel coronavirus disease (COVID-19) and 808 confirmed COVID-19 deaths. An increase of 502 cases (+1.0%) and 24 deaths (+3.1%) since the last report on March 3.
- 1,321 COVID-19 cases (167 cases per 100,000 population) were diagnosed in the most recent 14-day period (2/16 – 3/1), a **38.1% DECREASE** from the previous 14-day period (2/2 – 2/15).
- Among all persons diagnosed with COVID-19 in DeKalb County, 8.0% needed hospitalization and 1.5% died.
- As of March 7, Georgia Department of Public Health reported that DeKalb County accounted for 6.3% of total number of COVID-19 cases in Georgia to date.
- As of March 7, Georgia Department of Public Health has reported a total of 136,772 COVID-19 vaccines (Dose 1: 80,388, Dose 2: 56,384) have been administered so far in DeKalb County.



*Counts shown reflect the number of confirmed cases as of 3/7/21 using the date of diagnosis which is calculated by using the date of first positive sample collection. Where date of first positive sample collection were not available, the date of report creation in GA SENDSS was used instead. **Note: All data reported are preliminary and subject to change. Delays in data reporting may cause changes in data counts, particularly within the last week (shaded area).

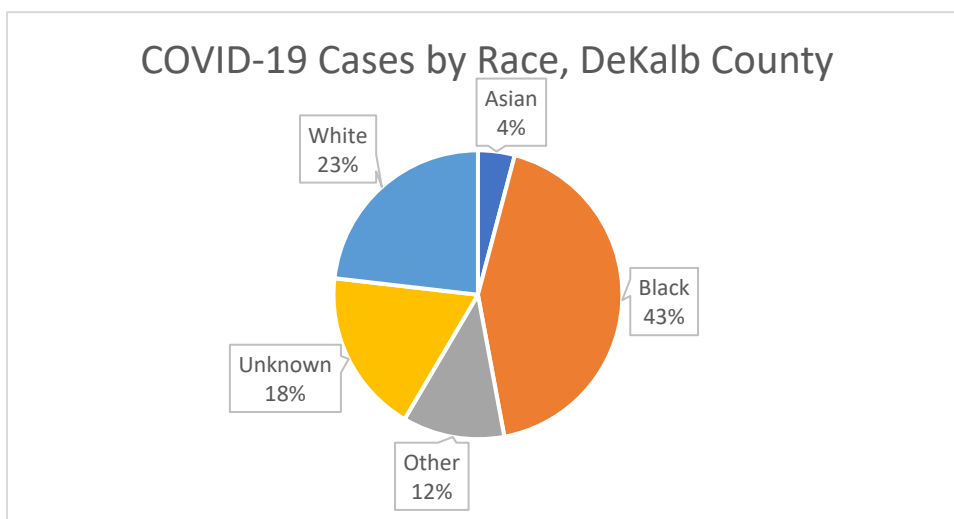


*Counts shown reflect the number of confirmed cases as of 3/7/21 using date of report creating in GA SendSS. All data reported are preliminary and subject to change.

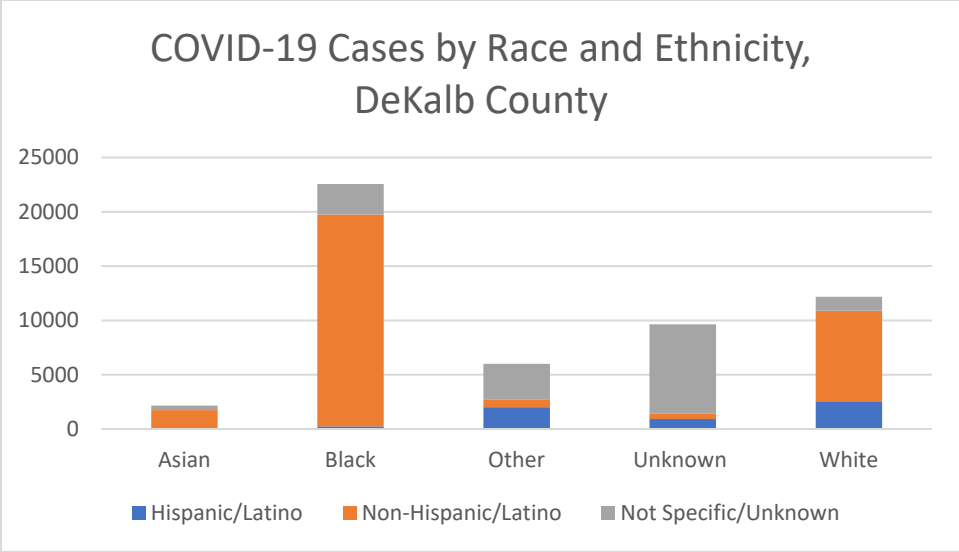
Demographic Distributions of COVID-19 Cases

Table 2. Demographics of COVID-19 Cases, DeKalb County, GA

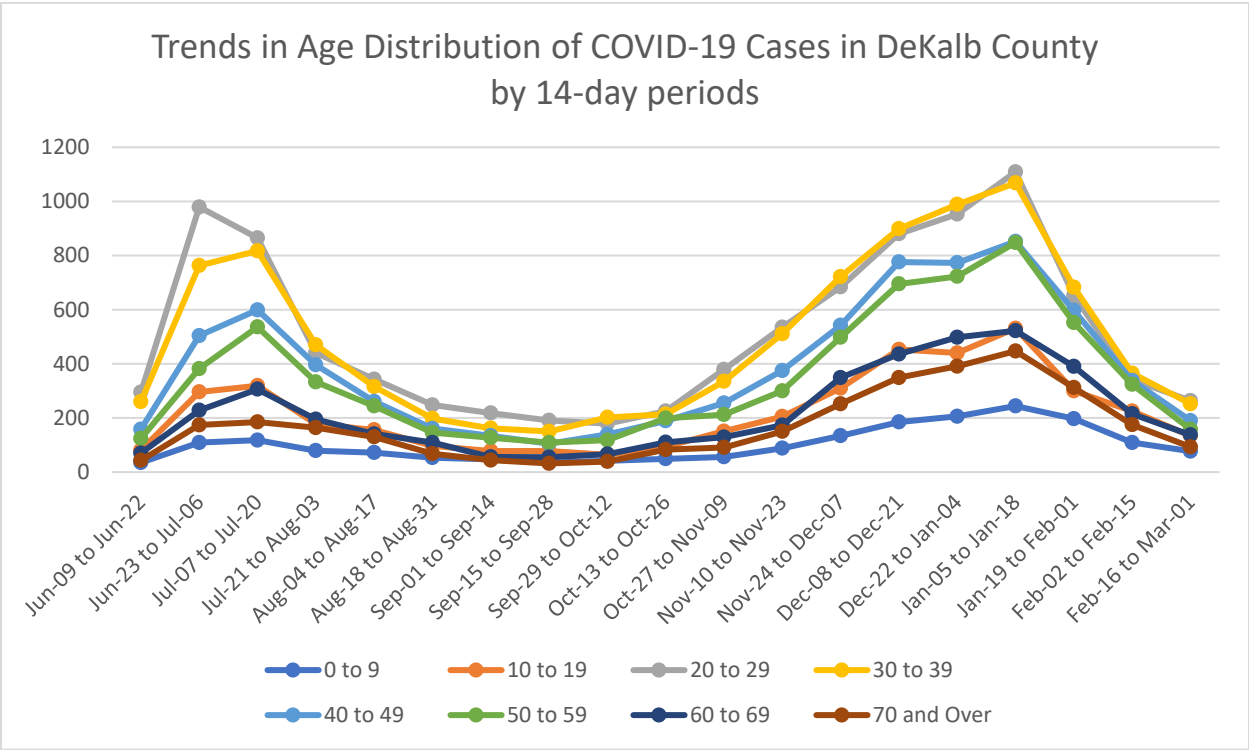
| Demographics | | | |
|--------------|----------------------|-------|-------|
| Gender | | N | % |
| | Female | 28307 | 53.9% |
| | Male | 23591 | 44.9% |
| | Unknown | 624 | 1.2% |
| Age | | | |
| | 9 and Under | 2004 | 3.8% |
| | 10 to 19 | 4453 | 8.5% |
| | 20 to 29 | 10660 | 20.3% |
| | 30 to 39 | 10422 | 19.8% |
| | 40 to 49 | 8330 | 15.9% |
| | 50 to 59 | 7563 | 14.4% |
| | 60 to 69 | 4831 | 9.2% |
| | 70 and Over | 3968 | 7.6% |
| | Unknown | 291 | 0.6% |
| Race | | | |
| | Asian | 2161 | 4.1% |
| | Black | 22559 | 43.0% |
| | Other | 5995 | 11.4% |
| | Unknown | 9637 | 18.3% |
| | White | 12170 | 23.2% |
| Ethnicity | | | |
| | Hispanic/Latino | 5740 | 10.9% |
| | Non-Hispanic/Latino | 30723 | 58.5% |
| | Not Specific/Unknown | 16059 | 30.6% |



*"Other" includes Native Hawaiian/Pacific Islander and American Indian/Native American

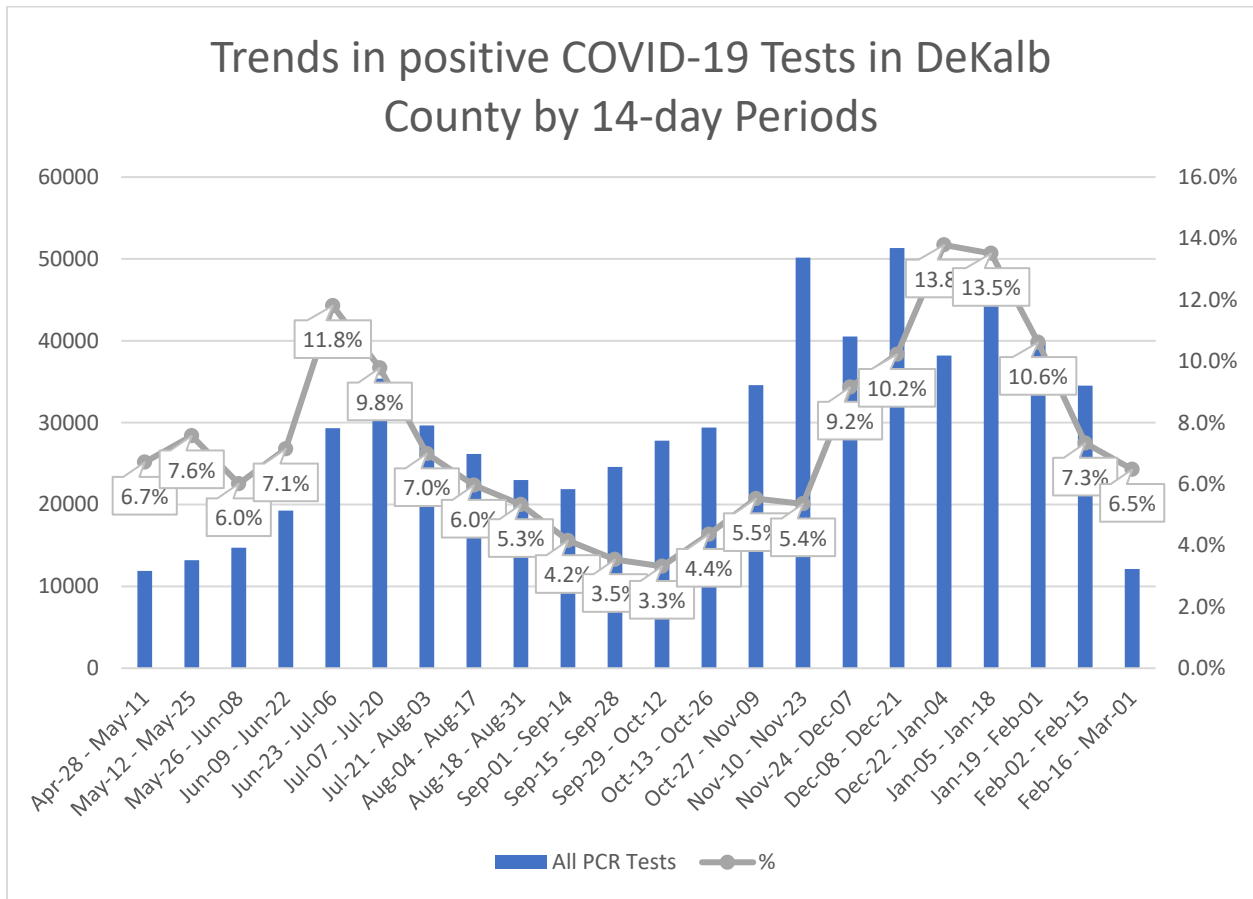


*"Other" includes Native Hawaiian/Pacific Islander and American Indian/Native American



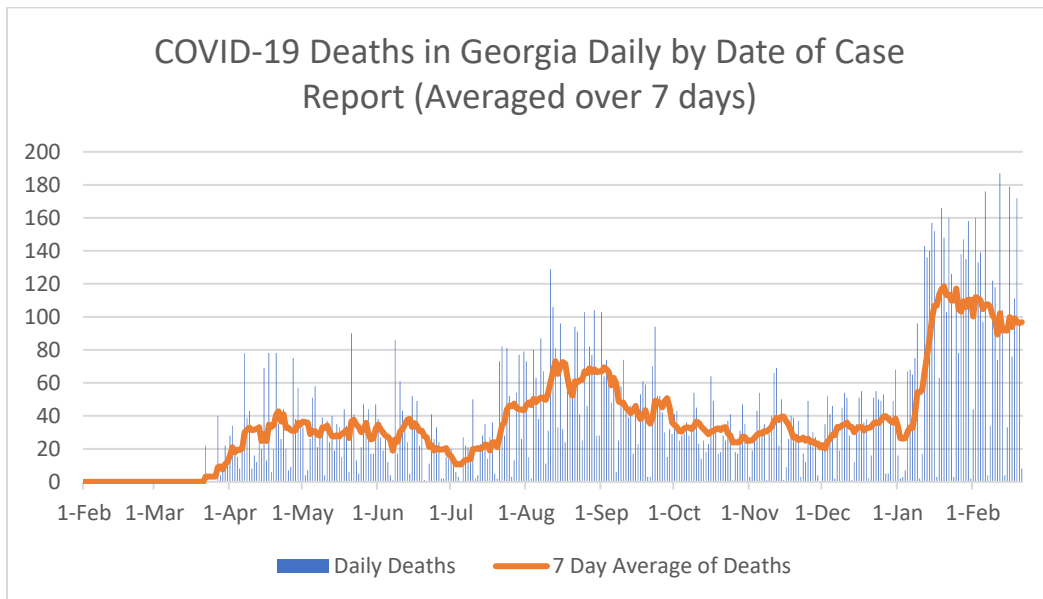
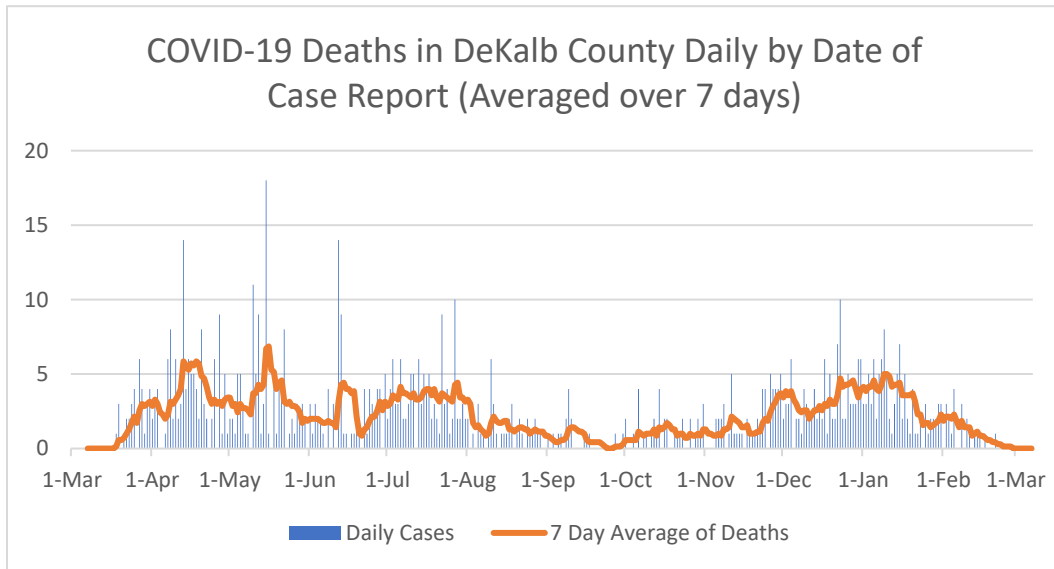
*Counts shown reflect the number of confirmed cases as of 3/7/21 using the date of first positive sample collection. Where date of first positive sample collection were not available, the date of report creation in GA SENDSS was used instead. All data reported are preliminary and subject to change

COVID-19 Testing and Positivity in DeKalb County



*Data as of 3/7/2021. Only data on Polymerase Chain Reaction (PCR) tests were included. All data reported are preliminary and subject to change

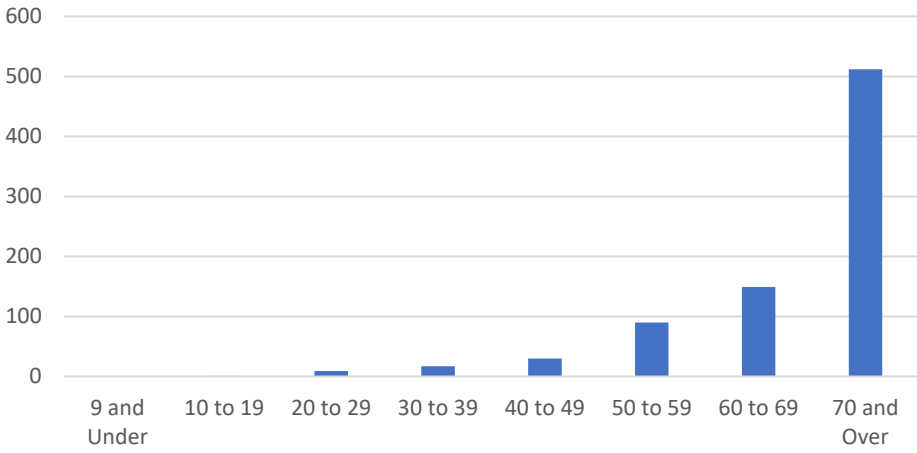
COVID-19 Related Deaths in DeKalb County and Georgia



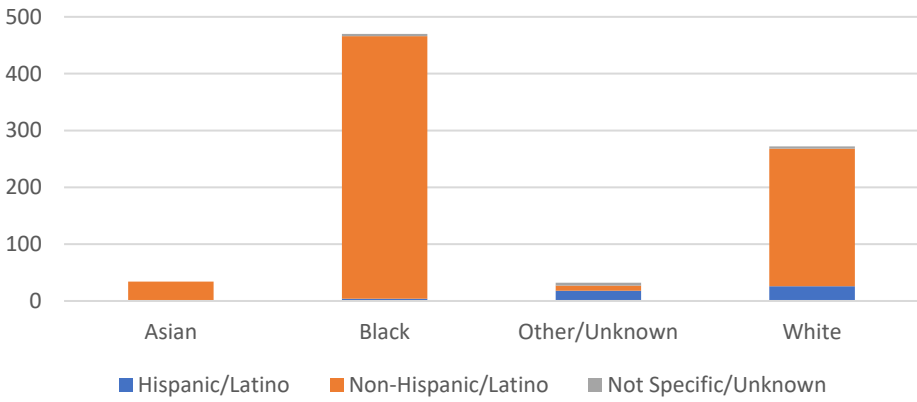
Note: Date of case reported used. All data reported are preliminary and subject to change.

| Table 2. COVID-19 Related Hospitalizations/Deaths in DeKalb County, GA | | Count | % |
|--|--|-------|-------|
| Hospitalization | | | |
| | Needed Hospitalization | 4192 | 8.0% |
| | Not Known to Have Been Hospitalized | 48330 | 92.0% |
| Deaths | | | |
| | Died | 808 | 1.5% |

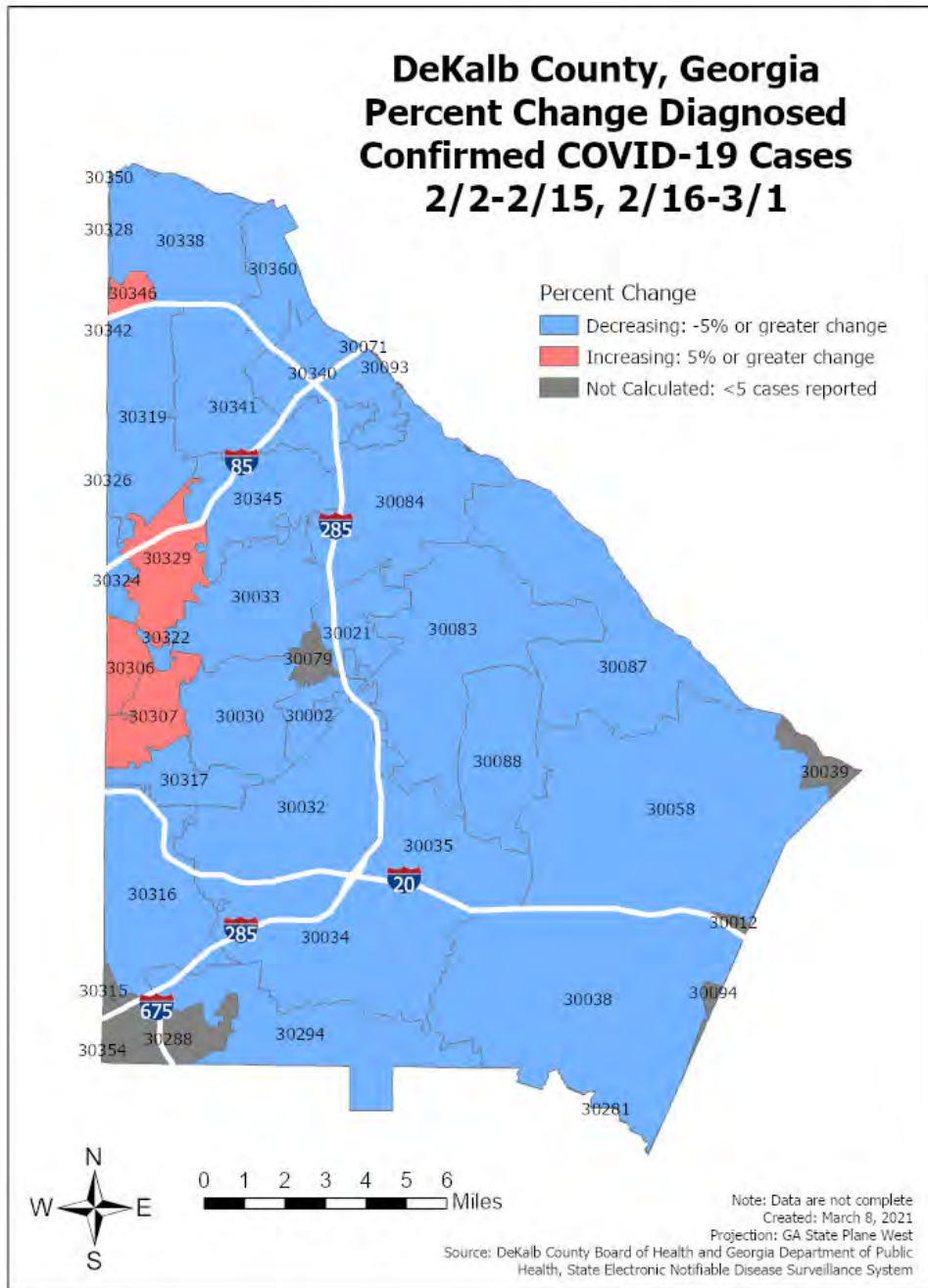
COVID-19 Related Deaths by Age, DeKalb County



COVID-19 Related Deaths by Race and Ethnicity, DeKalb County



Percent Change in COVID-19 Cases Between Two Most Recent 14-Day Periods*



*Note: Please see table below for more details on COVID-19 cases reported by zip code.

COVID-19 Case Counts by Zip Code

Table 3. COVID-19 Case Counts and Change in Two Most Recent 14-day Periods

| Zip | Previous 3/2 | Current 3/7 | Percent of Total | Previous 14 Days 2/2-2/15 | Recent 14 Days 2/16-3/1 | Percent Change in 14 day periods |
|------------|--------------|-------------|------------------|---------------------------|-------------------------|----------------------------------|
| All DeKalb | 52020 | 52522 | 100.0% | 2135 | 1321 | -38.1% |
| 30058 | 4070 | 4101 | 7.8% | 187 | 111 | -40.6% |
| 30083 | 3692 | 3728 | 7.1% | 141 | 69 | -51.1% |
| 30034 | 3406 | 3440 | 6.5% | 168 | 82 | -51.2% |
| 30032 | 3239 | 3271 | 6.2% | 133 | 86 | -35.3% |
| 30319 | 3060 | 3102 | 5.9% | 105 | 95 | -9.5% |
| 30038 | 2891 | 2915 | 5.6% | 119 | 68 | -42.9% |
| 30341 | 2599 | 2626 | 5.0% | 83 | 47 | -43.4% |
| 30329 | 2329 | 2361 | 4.5% | 79 | 88 | 11.4% |
| 30084 | 2307 | 2324 | 4.4% | 86 | 43 | -50.0% |
| 30338 | 2174 | 2194 | 4.2% | 108 | 59 | -45.4% |
| 30340 | 2119 | 2133 | 4.1% | 80 | 40 | -50.0% |
| 30087 | 1940 | 1963 | 3.7% | 86 | 34 | -60.5% |
| 30088 | 1669 | 1682 | 3.2% | 79 | 37 | -53.2% |
| 30021 | 1660 | 1670 | 3.2% | 44 | 25 | -43.2% |
| 30033 | 1620 | 1646 | 3.1% | 90 | 63 | -30.0% |
| 30294 | 1496 | 1509 | 2.9% | 70 | 41 | -41.4% |
| 30345 | 1479 | 1495 | 2.8% | 51 | 33 | -35.3% |
| 30035 | 1436 | 1449 | 2.8% | 70 | 40 | -42.9% |
| 30316 | 1420 | 1434 | 2.7% | 60 | 47 | -21.7% |
| 30030 | 1272 | 1286 | 2.4% | 75 | 54 | -28.0% |
| 30360 | 1068 | 1074 | 2.0% | 38 | 25 | -34.2% |
| 30317 | 753 | 769 | 1.5% | 27 | 14 | -48.1% |
| 30307 | 469 | 477 | 0.9% | 17 | 19 | 11.8% |
| 30346 | 456 | 459 | 0.9% | 13 | 14 | 7.7% |
| 30306 | 419 | 419 | 0.8% | 15 | 23 | 53.3% |
| 30350 | 341 | 341 | 0.6% | 8 | 5 | -37.5% |
| 30324 | 301 | 301 | 0.6% | 9 | 6 | -33.3% |
| 30002 | 254 | 256 | 0.5% | 9 | 6 | -33.3% |
| 30288 | 252 | 253 | 0.5% | 15 | <5 | -93.3% |
| 30079 | 211 | 212 | 0.4% | 9 | <5 | -77.8% |
| 30039 | 54 | 54 | 0.1% | 0 | 0 | NA |
| 30349 | 52 | 53 | 0.1% | <5 | <5 | 100.0% |
| 30322 | 48 | 51 | 0.1% | 12 | 11 | -8.3% |
| 30328 | 47 | 48 | 0.1% | 5 | <5 | -60.0% |
| 30031 | 42 | 43 | 0.1% | <5 | 0 | -100.0% |
| 30094 | 40 | 40 | 0.1% | 0 | 0 | NA |
| 30342 | 32 | 32 | 0.1% | <5 | 0 | -100.0% |

| | | | | | | | |
|-------|----|----|------|----|---|---|---------|
| 30072 | 31 | 31 | 0.1% | <5 | | 0 | -100.0% |
| 30012 | 29 | 29 | 0.1% | <5 | | 0 | -100.0% |
| 30318 | 28 | 29 | 0.1% | | 0 | 0 | NA |
| 30085 | 27 | 27 | 0.1% | <5 | | 0 | -100.0% |
| 30047 | 25 | 25 | 0.0% | | 0 | 0 | NA |
| 30301 | 21 | 22 | 0.0% | <5 | | 0 | -100.0% |
| 30016 | 21 | 21 | 0.0% | <5 | | 0 | -100.0% |
| 30086 | 19 | 20 | 0.0% | | 0 | 0 | NA |
| 30037 | 18 | 18 | 0.0% | | 0 | 0 | NA |
| 30074 | 18 | 18 | 0.0% | | 0 | 0 | NA |
| 30093 | 18 | 18 | 0.0% | | 0 | 0 | NA |
| 30092 | 17 | 17 | 0.0% | | 0 | 0 | NA |
| 30036 | 15 | 16 | 0.0% | <5 | | 0 | -100.0% |
| 30331 | 14 | 14 | 0.0% | | 0 | 0 | NA |
| 30013 | 12 | 13 | 0.0% | | 0 | 0 | NA |
| 30315 | 13 | 13 | 0.0% | | 0 | 0 | NA |
| 30359 | 12 | 13 | 0.0% | <5 | | 0 | -100.0% |
| 30022 | 12 | 12 | 0.0% | | 0 | 0 | NA |
| 30044 | 12 | 12 | 0.0% | | 0 | 0 | NA |
| 30305 | 12 | 12 | 0.0% | | 0 | 0 | NA |
| 30308 | 12 | 12 | 0.0% | <5 | | 0 | -100.0% |
| 30312 | 12 | 12 | 0.0% | <5 | | 0 | -100.0% |
| 30314 | 12 | 12 | 0.0% | <5 | | 0 | -100.0% |
| 30337 | 12 | 12 | 0.0% | | 0 | 0 | NA |
| 30362 | 12 | 12 | 0.0% | <5 | | 0 | -100.0% |
| 30052 | 10 | 11 | 0.0% | | 0 | 0 | NA |
| 30321 | 11 | 11 | 0.0% | | 0 | 0 | NA |
| 30334 | 11 | 11 | 0.0% | <5 | | 0 | -100.0% |
| 30374 | 10 | 11 | 0.0% | | 0 | 0 | NA |
| 30043 | 10 | 10 | 0.0% | <5 | | 0 | -100.0% |
| 30046 | 10 | 10 | 0.0% | <5 | | 0 | -100.0% |
| 30281 | 10 | 10 | 0.0% | <5 | | 0 | -100.0% |
| 30332 | 10 | 10 | 0.0% | | 0 | 0 | NA |
| 30060 | 9 | 9 | 0.0% | | 0 | 0 | NA |
| 30096 | 9 | 9 | 0.0% | | 0 | 0 | NA |
| 30303 | 9 | 9 | 0.0% | | 0 | 0 | NA |
| 30366 | 9 | 9 | 0.0% | <5 | | 0 | -100.0% |
| 30071 | 8 | 8 | 0.0% | | 0 | 0 | NA |
| 30326 | 8 | 8 | 0.0% | | 0 | 0 | NA |
| 30024 | 7 | 7 | 0.0% | | 0 | 0 | NA |
| 30045 | 7 | 7 | 0.0% | | 0 | 0 | NA |
| 30078 | 7 | 7 | 0.0% | <5 | | 0 | -100.0% |
| 30135 | 7 | 7 | 0.0% | | 0 | 0 | NA |

| | | | | | | | |
|----------------|-----|-----|------|----|----|----|---------|
| 30228 | 7 | 7 | 0.0% | | 0 | 0 | NA |
| 30309 | 7 | 7 | 0.0% | | 0 | 0 | NA |
| 30310 | 7 | 7 | 0.0% | | 0 | 0 | NA |
| 30354 | 7 | 7 | 0.0% | | 0 | 0 | NA |
| 30356 | 7 | 7 | 0.0% | | 0 | 0 | NA |
| 30014 | 6 | 6 | 0.0% | <5 | | 0 | -100.0% |
| 30320 | 6 | 6 | 0.0% | | 0 | 0 | NA |
| 30330 | 6 | 6 | 0.0% | | 0 | 0 | NA |
| 30344 | 6 | 6 | 0.0% | | 0 | 0 | NA |
| 30005 | 5 | 5 | 0.0% | | 0 | 0 | NA |
| 30213 | 5 | 5 | 0.0% | | 0 | 0 | NA |
| 30252 | 5 | 5 | 0.0% | | 0 | 0 | NA |
| 30297 | 5 | 5 | 0.0% | | 0 | 0 | NA |
| 30302 | 5 | 5 | 0.0% | <5 | | 0 | -100.0% |
| 30304 | 5 | 5 | 0.0% | | 0 | 0 | NA |
| 30333 | 5 | 5 | 0.0% | | 0 | 0 | NA |
| 30339 | 5 | 5 | 0.0% | | 0 | 0 | NA |
| 31141 | 5 | 5 | 0.0% | | 0 | 0 | NA |
| 31146 | 5 | 5 | 0.0% | | 0 | 0 | NA |
| Unknown | 374 | 372 | 0.7% | | 16 | 10 | -37.5% |

*In order to account for reporting lag of new diagnoses, the 14-day periods were calculated from a week prior. Data cleaning may lead to reassignment of cases from one territory to another based on corrected addresses which may appear as “decreases” when compared to previous counts. Zip codes with fewer than 5 cases reported were omitted from the table.