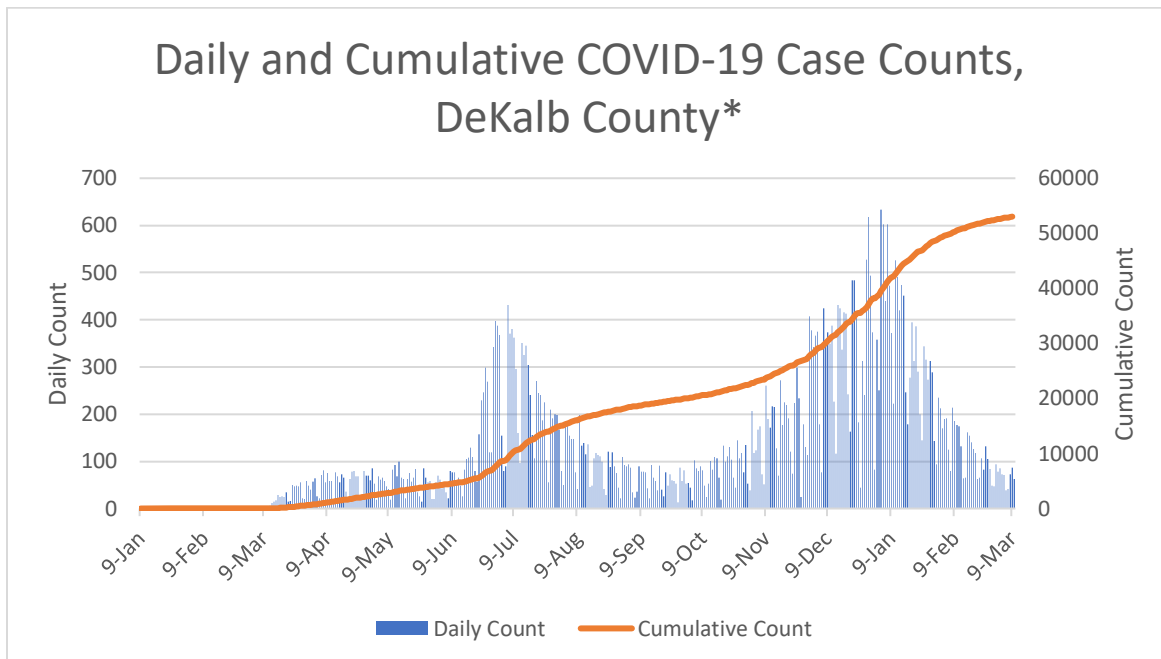
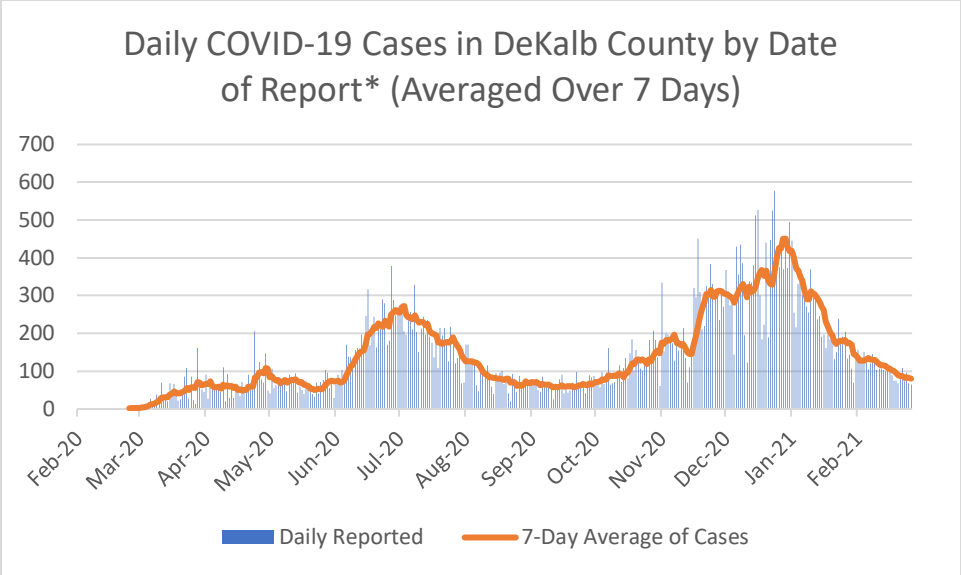


COVID-19 Epidemiology Report for DeKalb County March 15, 2021

- As of March 14, DeKalb County has reported 53,184 confirmed cases of 2019 novel coronavirus disease (COVID-19) and 828 confirmed COVID-19 deaths. An increase of 475 cases (+0.9%) and 15 deaths (+1.8%) since the last report on March 10.
- 1,053 COVID-19 cases (133 cases per 100,000 population) were diagnosed in the most recent 14-day period (2/23 – 3/8), a **39.2% DECREASE** from the previous 14-day period (2/9 – 2/22).
- Among all persons diagnosed with COVID-19 in DeKalb County, 7.9% needed hospitalization and 1.6% died.
- As of March 14, Georgia Department of Public Health reported that DeKalb County accounted for 6.4% of total number of COVID-19 cases in Georgia to date.
- As of March 14, Georgia Department of Public Health has reported a total of 160,013 COVID-19 vaccines (Dose 1: 94,674, Dose 2: 65,339) have been administered so far in DeKalb County.



*Counts shown reflect the number of confirmed cases as of 3/14/21 using the date of diagnosis which is calculated by using the date of first positive sample collection. Where date of first positive sample collection were not available, the date of report creation in GA SENDSS was used instead. **Note: All data reported are preliminary and subject to change. Delays in data reporting may cause changes in data counts, particularly within the last week (shaded area).

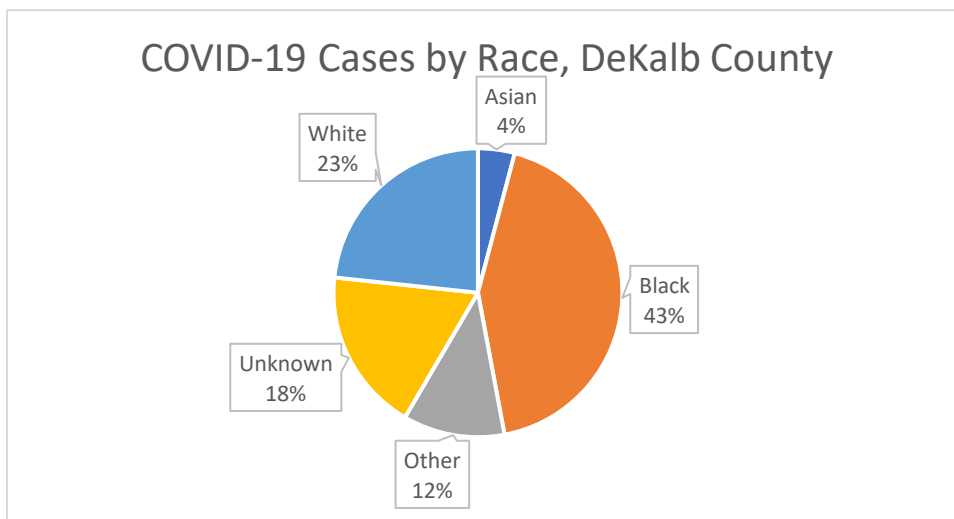


*Counts shown reflect the number of confirmed cases as of 3/14/21 using date of report creating in GA SendSS. All data reported are preliminary and subject to change.

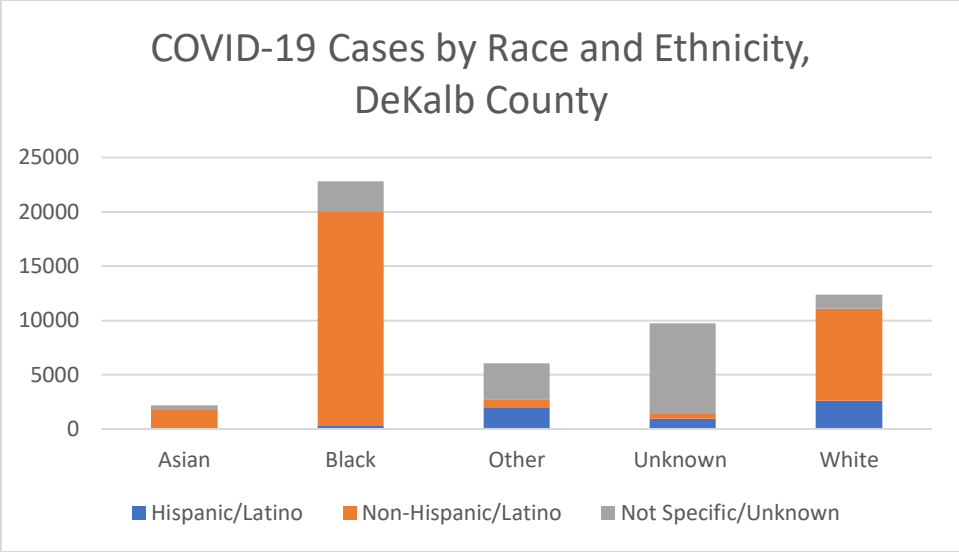
Demographic Distributions of COVID-19 Cases

Table 2. Demographics of COVID-19 Cases, DeKalb County, GA

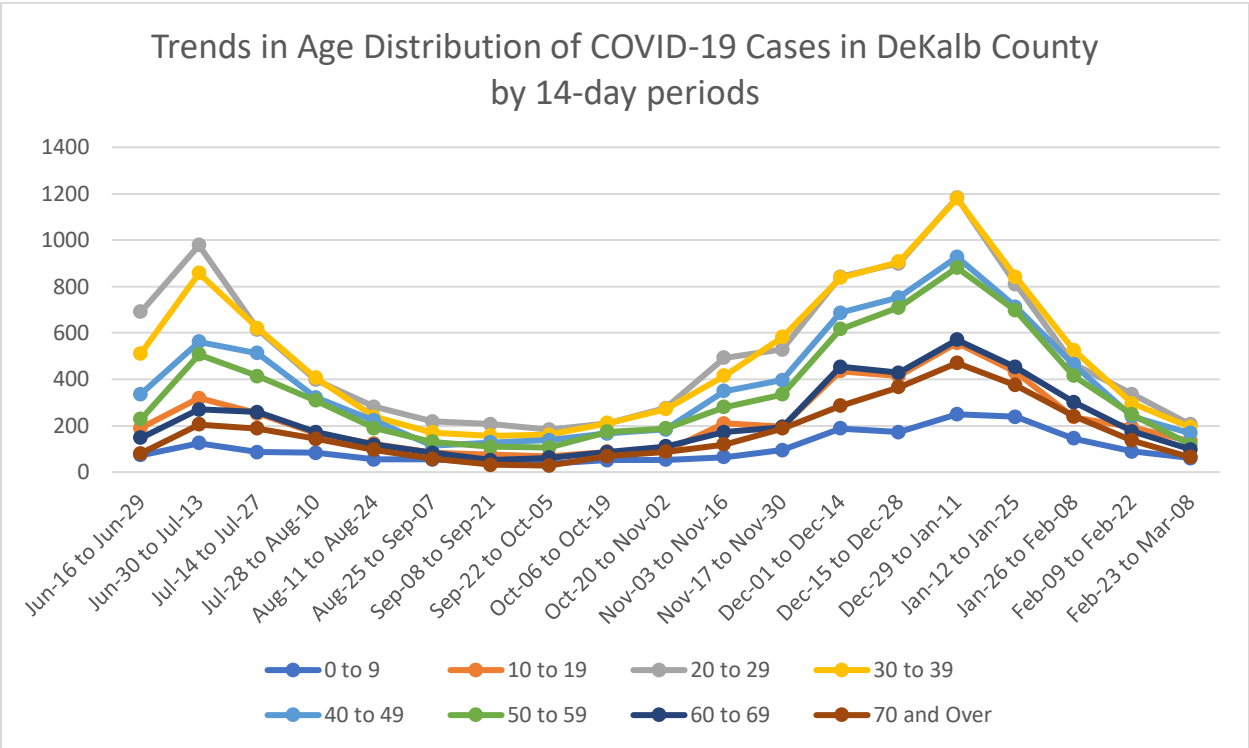
Demographics			
Gender		N	%
	Female	28639	53.8%
	Male	23907	45.0%
	Unknown	638	1.2%
Age			
	9 and Under	2034	3.8%
	10 to 19	4549	8.6%
	20 to 29	10786	20.3%
	30 to 39	10543	19.8%
	40 to 49	8431	15.9%
	50 to 59	7650	14.4%
	60 to 69	4885	9.2%
	70 and Over	4003	7.5%
	Unknown	303	0.6%
Race			
	Asian	2187	4.1%
	Black	22834	42.9%
	Other	6056	11.4%
	Unknown	9712	18.3%
	White	12395	23.3%
Ethnicity			
	Hispanic/Latino	5826	11.0%
	Non-Hispanic/Latino	31123	58.5%
	Not Specific/Unknown	16235	30.5%



*"Other" includes Native Hawaiian/Pacific Islander and American Indian/Native American

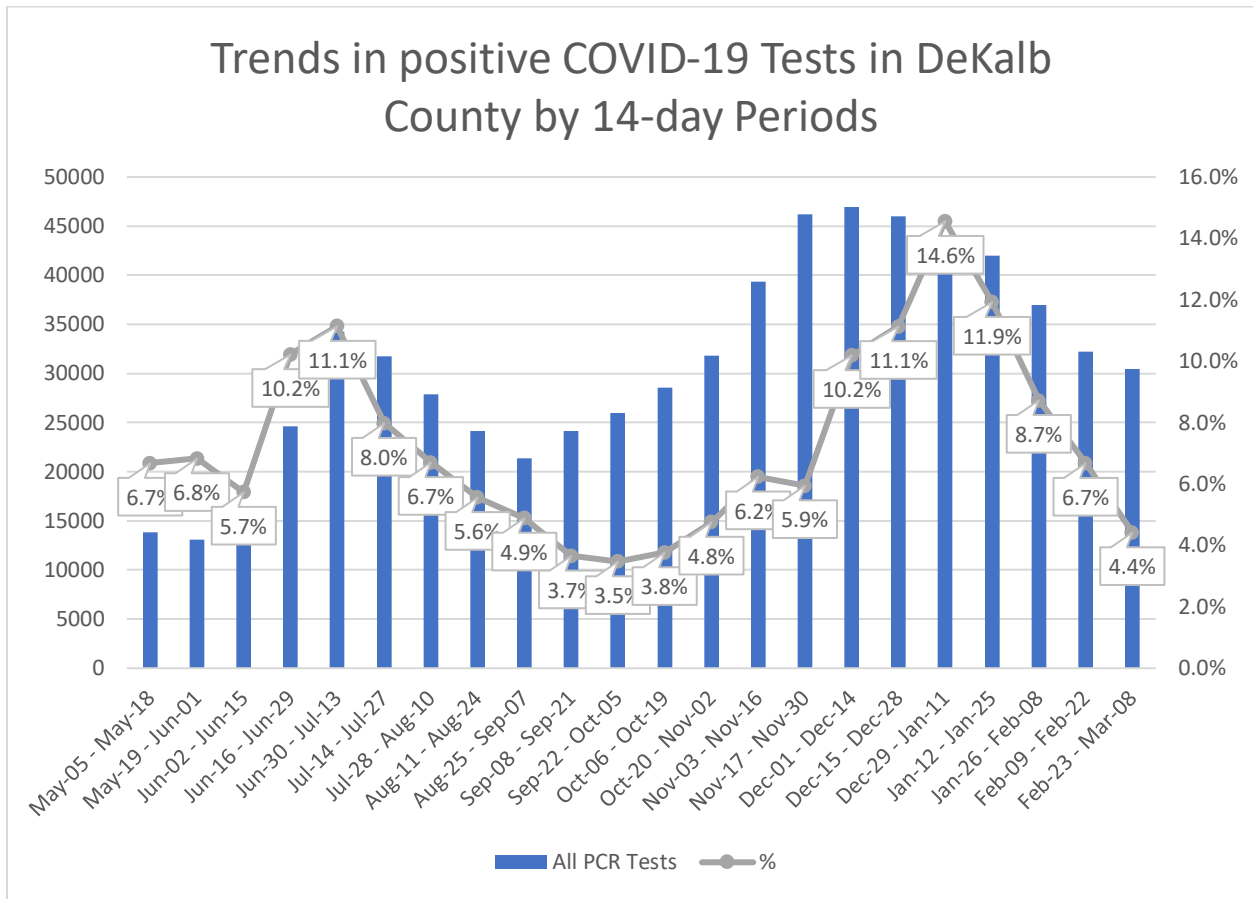


*"Other" includes Native Hawaiian/Pacific Islander and American Indian/Native American



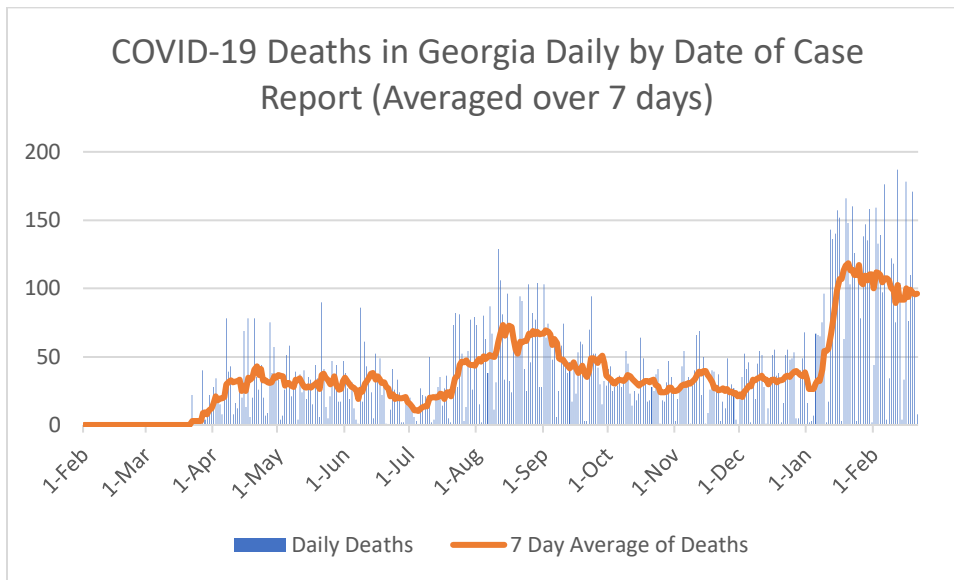
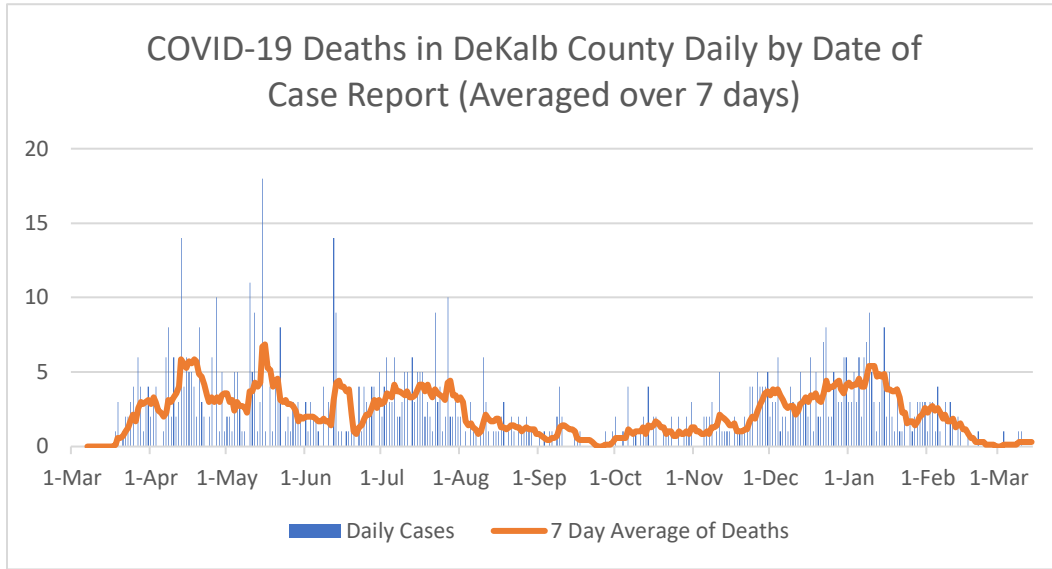
*Counts shown reflect the number of confirmed cases as of 3/14/21 using the date of first positive sample collection. Where date of first positive sample collection were not available, the date of report creation in GA SENDSS was used instead. All data reported are preliminary and subject to change

COVID-19 Testing and Positivity in DeKalb County



*Data as of 3/14/2021. Only data on Polymerase Chain Reaction (PCR) tests were included. All data reported are preliminary and subject to change

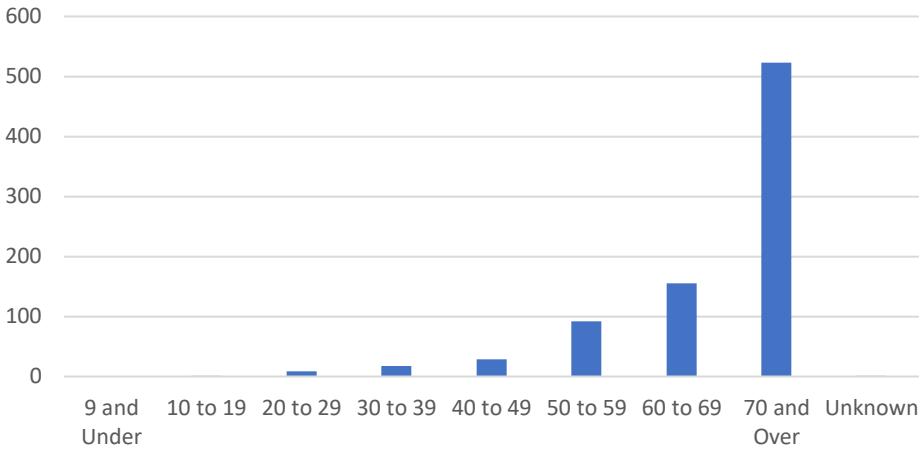
COVID-19 Related Deaths in DeKalb County and Georgia



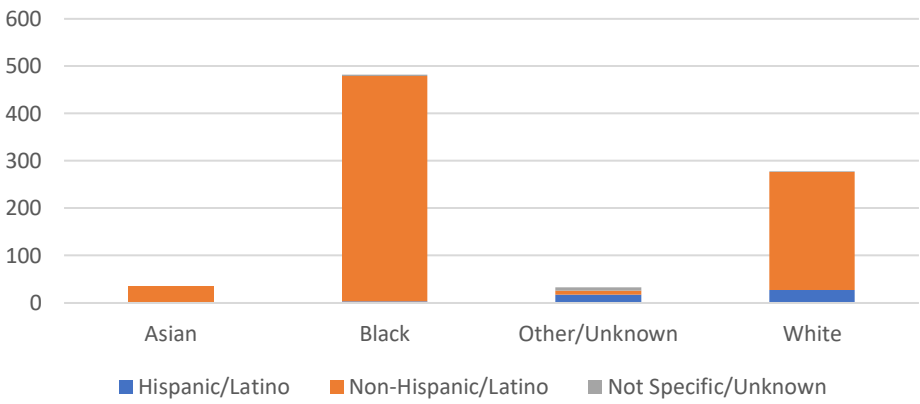
Note: Date of case reported used. All data reported are preliminary and subject to change.

Table 2. COVID-19 Related Hospitalizations/Deaths in DeKalb County, GA		Count	%
Hospitalization			
	Needed Hospitalization	4228	7.9%
	Not Known to Have Been Hospitalized	48499	91.2%
Deaths			
	Died	828	1.6%

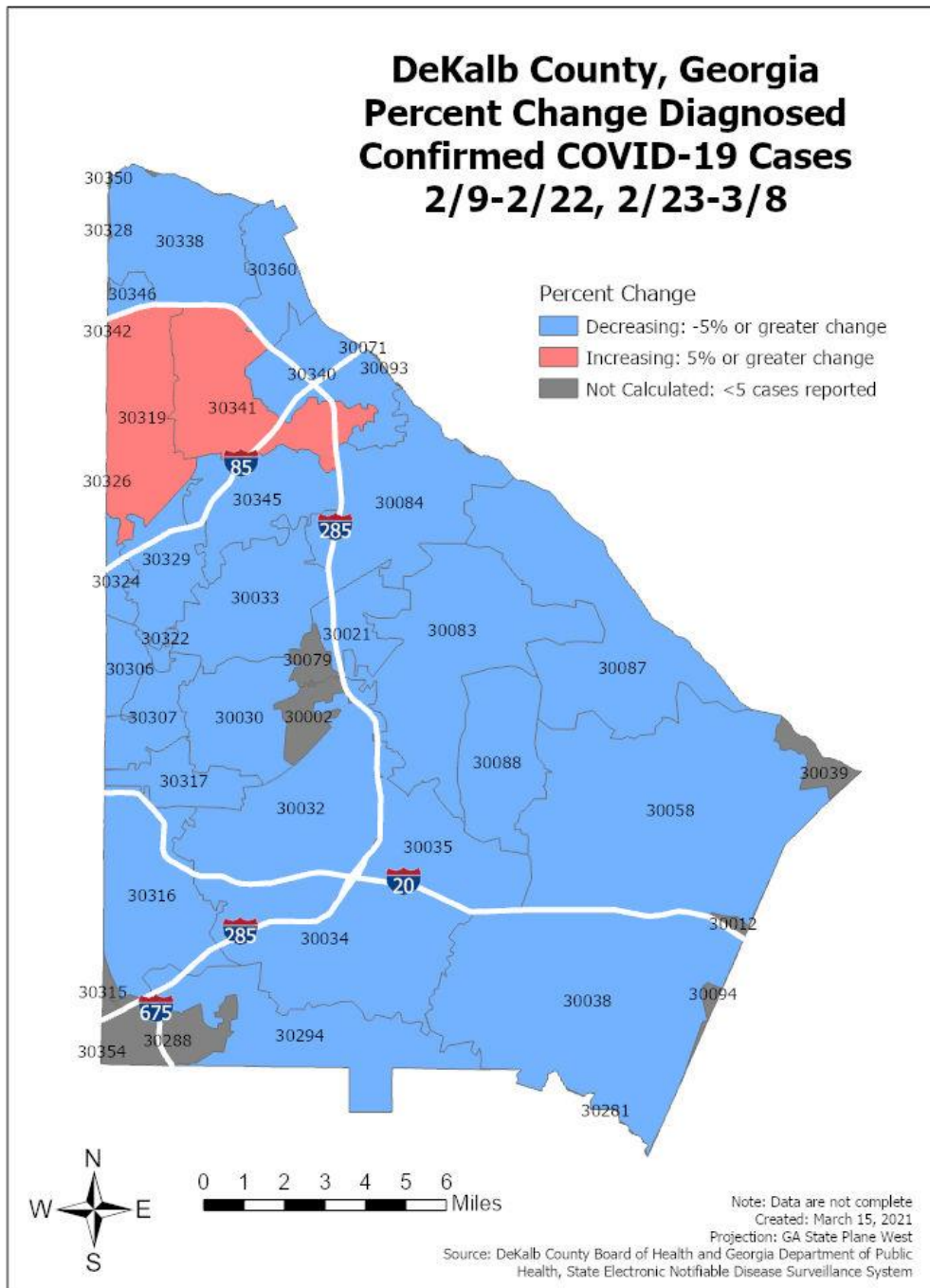
COVID-19 Related Deaths by Age, DeKalb County



COVID-19 Related Deaths by Race and Ethnicity, DeKalb County



Percent Change in COVID-19 Cases Between Two Most Recent 14-Day Periods*



*Note: Please see table below for more details on COVID-19 cases reported by zip code.

COVID-19 Case Counts by Zip Code

Table 3. COVID-19 Case Counts and Change in Two Most Recent 14-day Periods

Zip	Previous 3/9	Current 3/14	Percent of Total	Previous 14 Days 2/9-2/22	Recent 14 Days 2/23-3/8	Percent Change in 14-day periods
All DeKalb	52709	53184	100.0%	1732	1053	-39.2%
30058	4119	4145	7.8%	152	78	-48.7%
30083	3735	3774	7.1%	113	53	-53.1%
30034	3452	3477	6.5%	116	67	-42.2%
30032	3286	3308	6.2%	104	73	-29.8%
30319	3116	3140	5.9%	90	101	12.2%
30038	2923	2946	5.5%	92	55	-40.2%
30341	2634	2649	5.0%	48	53	10.4%
30329	2368	2388	4.5%	98	47	-52.0%
30084	2330	2348	4.4%	70	39	-44.3%
30338	2201	2228	4.2%	76	47	-38.2%
30340	2137	2142	4.0%	64	31	-51.6%
30087	1965	1982	3.7%	53	33	-37.7%
30088	1684	1713	3.2%	62	28	-54.8%
30021	1675	1690	3.2%	33	17	-48.5%
30033	1652	1678	3.2%	79	56	-29.1%
30294	1512	1529	2.9%	53	22	-58.5%
30345	1497	1511	2.8%	38	29	-23.7%
30035	1453	1464	2.8%	59	23	-61.0%
30316	1438	1449	2.7%	60	27	-55.0%
30030	1292	1316	2.5%	57	40	-29.8%
30360	1074	1083	2.0%	33	8	-75.8%
30317	776	781	1.5%	23	21	-8.7%
30307	481	490	0.9%	16	15	-6.3%
30346	459	464	0.9%	18	8	-55.6%
30306	423	427	0.8%	22	14	-36.4%
30350	342	344	0.6%	7	<5	-42.9%
30324	302	309	0.6%	12	5	-58.3%
30002	258	261	0.5%	7	<5	-42.9%
30288	252	252	0.5%	6	<5	-66.7%
30079	212	218	0.4%	<5	<5	-25.0%
30322	65	68	0.1%	22	17	-22.7%
30039	54	54	0.1%	0	0	NA
30349	52	52	0.1%	<5	<5	-75.0%
30328	49	51	0.1%	<5	<5	100.0%
30031	43	43	0.1%	0	0	NA
30094	40	42	0.1%	0	0	NA
30342	32	32	0.1%	<5	0	-100.0%

30072	31	31	0.1%		0	0	NA
30318	30	30	0.1%		0	0	NA
30012	29	29	0.1%		0	0	NA
30085	27	27	0.1%		0	0	NA
30047	25	25	0.0%		0	0	NA
30301	22	23	0.0%		0	0	NA
30016	21	21	0.0%		0	0	NA
30086	20	20	0.0%		0	0	NA
30037	18	18	0.0%		0	0	NA
30074	18	18	0.0%		0	0	NA
30093	18	18	0.0%		0	0	NA
30092	17	17	0.0%		0	0	NA
30036	16	16	0.0%	<5	<5		0.0%
30331	14	14	0.0%		0	0	NA
30013	13	13	0.0%		0	0	NA
30305	12	13	0.0%	<5		0	-100.0%
30315	13	13	0.0%		0	0	NA
30359	13	13	0.0%		0	0	NA
30022	12	12	0.0%		0	0	NA
30044	12	12	0.0%		0	0	NA
30308	12	12	0.0%	<5		0	-100.0%
30312	12	12	0.0%		0	0	NA
30314	12	12	0.0%	<5		0	-100.0%
30321	11	12	0.0%		0	0	NA
30337	12	12	0.0%		0	0	NA
30362	12	12	0.0%		0	0	NA
30052	11	11	0.0%	<5		0	-100.0%
30332	10	11	0.0%		0	0	NA
30334	11	11	0.0%	<5		0	-100.0%
30374	11	11	0.0%		0	0	NA
30043	10	10	0.0%		0	0	NA
30046	10	10	0.0%		0	0	NA
30281	10	10	0.0%		0	0	NA
30303	9	10	0.0%		0	0	NA
30060	9	9	0.0%		0	0	NA
30096	9	9	0.0%		0	0	NA
30326	8	9	0.0%		0	0	NA
30366	9	9	0.0%	<5		0	-100.0%
30071	8	8	0.0%		0	0	NA
30024	7	7	0.0%		0	0	NA
30045	7	7	0.0%		0	0	NA
30078	7	7	0.0%	<5		0	-100.0%
30135	7	7	0.0%		0	0	NA

30228	7	7	0.0%	0	0	NA
30309	7	7	0.0%	0	0	NA
30310	7	7	0.0%	0	0	NA
30354	7	7	0.0%	0	0	NA
30356	7	7	0.0%	0	0	NA
30014	6	6	0.0%	<5	0	-100.0%
30330	6	6	0.0%	0	0	NA
30333	6	6	0.0%	0	0	NA
30344	6	6	0.0%	0	0	NA
30005	5	5	0.0%	0	0	NA
30076	5	5	0.0%	0	0	NA
30213	5	5	0.0%	0	0	NA
30252	5	5	0.0%	0	0	NA
30297	5	5	0.0%	0	0	NA
30302	5	5	0.0%	0	0	NA
30304	5	5	0.0%	0	0	NA
30320	6	5	0.0%	<5	<5	-50.0%
30339	5	5	0.0%	0	0	NA
31141	5	5	0.0%	0	0	NA
31146	5	5	0.0%	0	0	NA
Unknown	385	387	0.7%	18	11	-38.9%

*In order to account for reporting lag of new diagnoses, the 14-day periods were calculated from a week prior. Data cleaning may lead to reassignment of cases from one territory to another based on corrected addresses which may appear as “decreases” when compared to previous counts. Zip codes with fewer than 5 cases reported were omitted from the table.