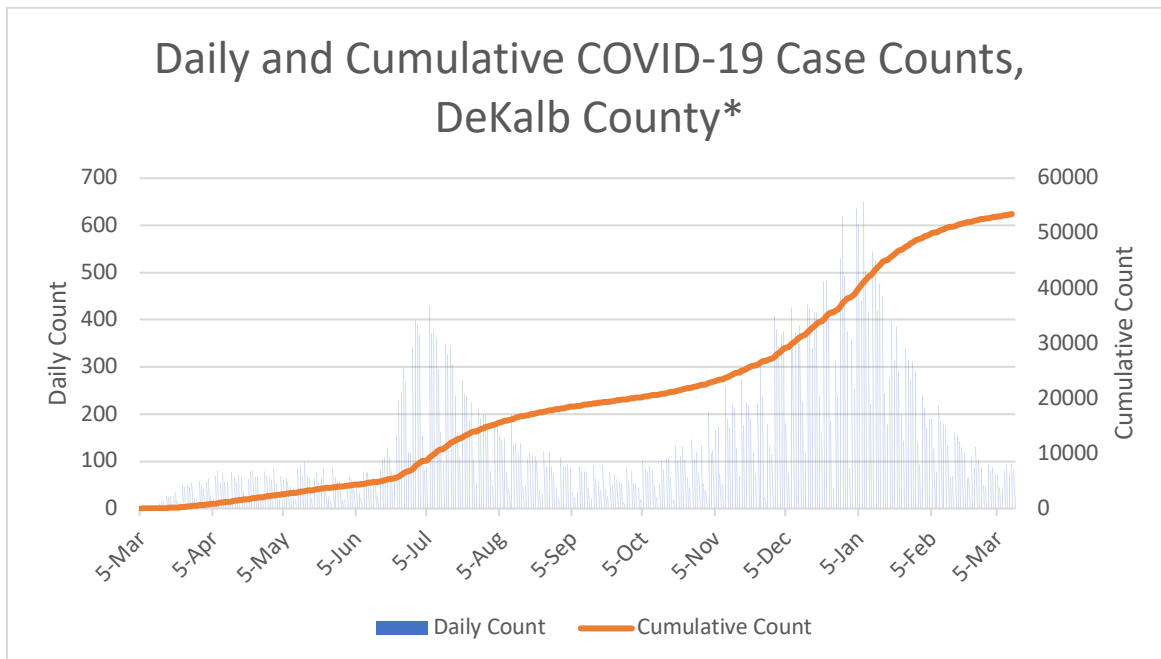
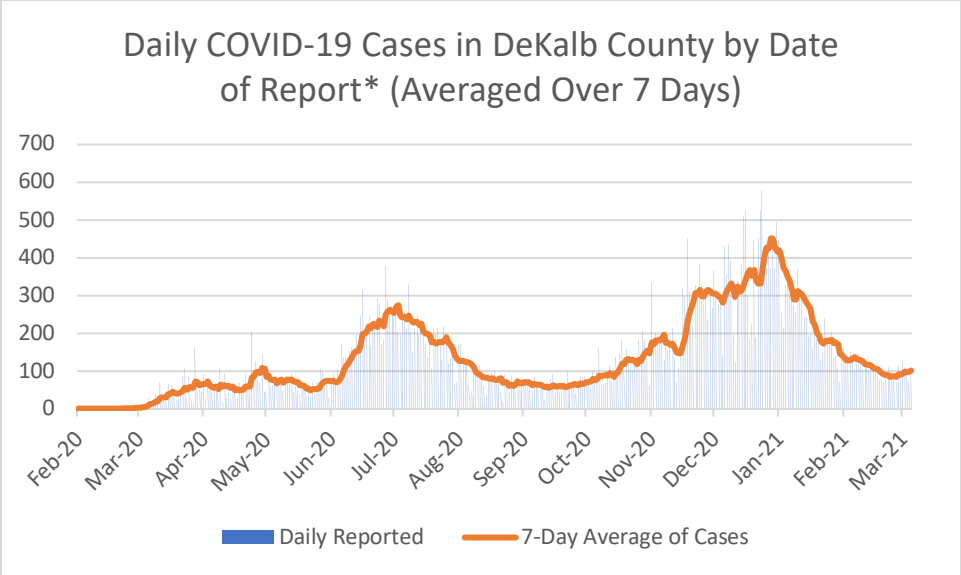


COVID-19 Epidemiology Report for DeKalb County March 22, 2021

- As of March 21, DeKalb County has reported 54,048 confirmed cases of 2019 novel coronavirus disease (COVID-19) and 841 confirmed COVID-19 deaths. An increase of 588 cases (+1.1%) and 9 deaths (+1.1%) since the last report on March 17.
- 1,018 COVID-19 cases (128 cases per 100,000 population) were diagnosed in the most recent 14-day period (3/2 – 3/15), a **26.4% DECREASE** from the previous 14-day period (2/16 – 3/1).
- Among all persons diagnosed with COVID-19 in DeKalb County, 7.9% needed hospitalization and 1.6% died.
- As of March 21, Georgia Department of Public Health reported that DeKalb County accounted for 6.4% of total number of COVID-19 cases in Georgia to date.
- As of March 21, Georgia Department of Public Health has reported a total of 186,192 COVID-19 vaccines (Dose 1: 111,392, Dose 2: 74,800) have been administered so far in DeKalb County.



*Counts shown reflect the number of confirmed cases as of 3/21/21 using the date of diagnosis which is calculated by using the date of first positive sample collection. Where date of first positive sample collection were not available, the date of report creation in GA SENDSS was used instead. **Note: All data reported are preliminary and subject to change. Delays in data reporting may cause changes in data counts, particularly within the last week (shaded area).

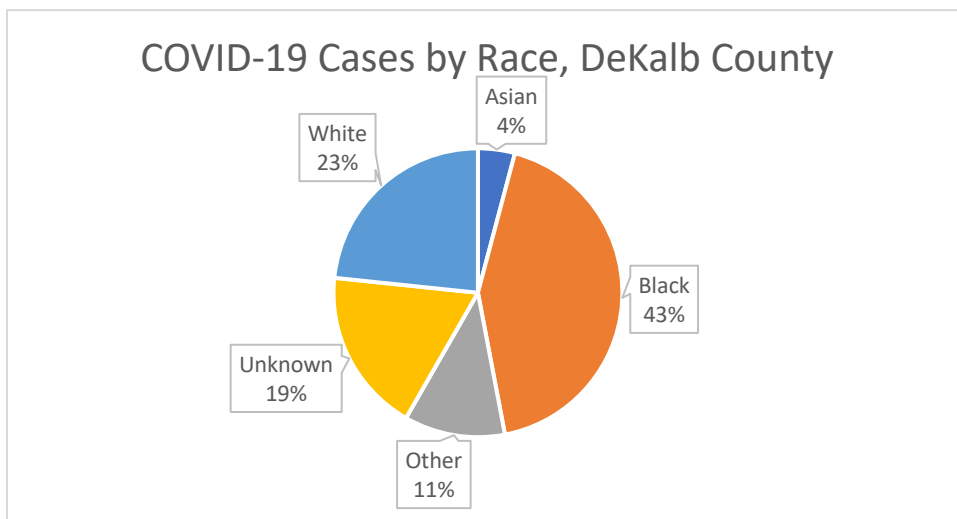


*Counts shown reflect the number of confirmed cases as of 3/21/21 using date of report creating in GA SendSS. All data reported are preliminary and subject to change.

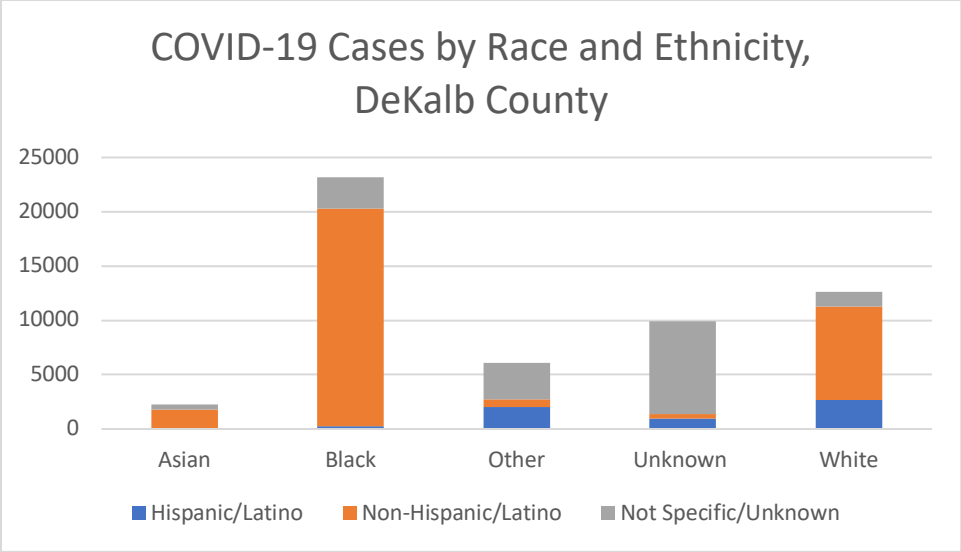
Demographic Distributions of COVID-19 Cases

Table 2. Demographics of COVID-19 Cases, DeKalb County, GA

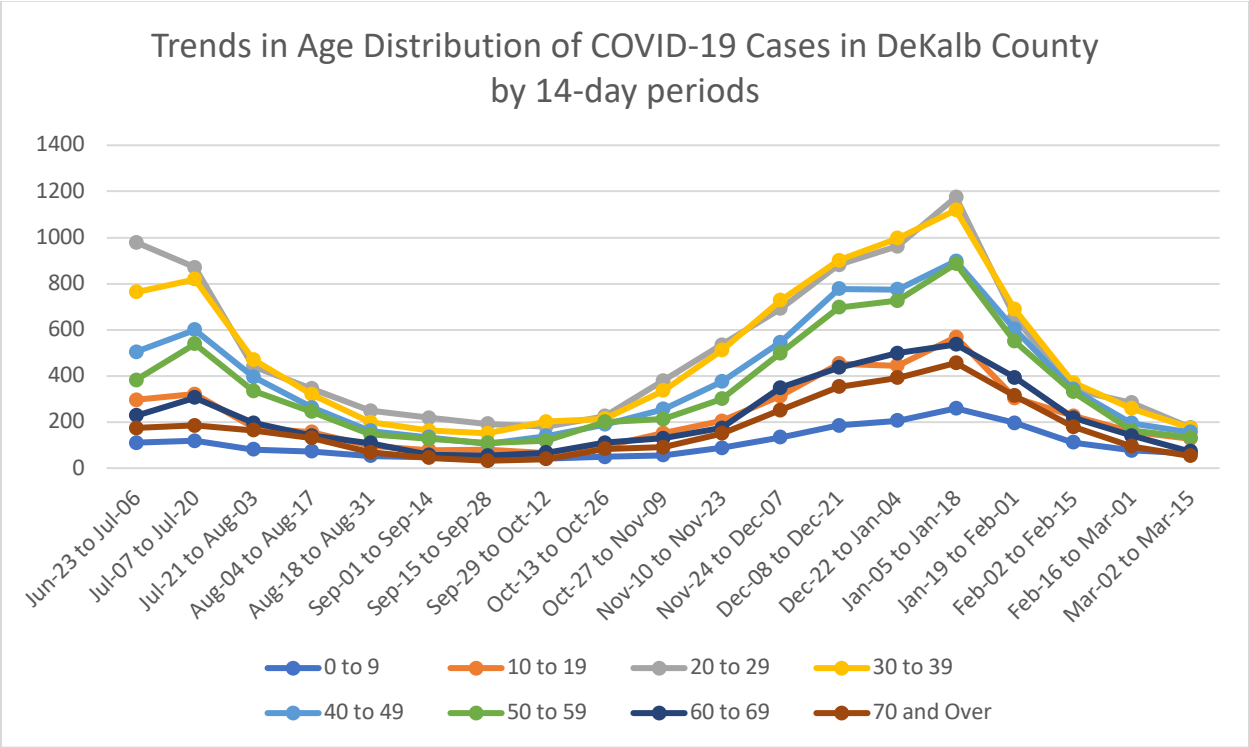
Demographics			
Gender		N	%
	Female	29076	53.8%
	Male	24324	45.0%
	Unknown	648	1.2%
Age			
	9 and Under	2097	3.9%
	10 to 19	4648	8.6%
	20 to 29	10961	20.3%
	30 to 39	10713	19.8%
	40 to 49	8565	15.8%
	50 to 59	7777	14.4%
	60 to 69	4935	9.1%
	70 and Over	4044	7.5%
	Unknown	308	0.6%
Race			
	Asian	2233	4.1%
	Black	23170	42.9%
	Other	6106	11.3%
	Unknown	9919	18.4%
	White	12620	23.3%
Ethnicity			
	Hispanic/Latino	5889	10.9%
	Non-Hispanic/Latino	31642	58.5%
	Not Specific/Unknown	16517	30.6%



*"Other" includes Native Hawaiian/Pacific Islander and American Indian/Native American

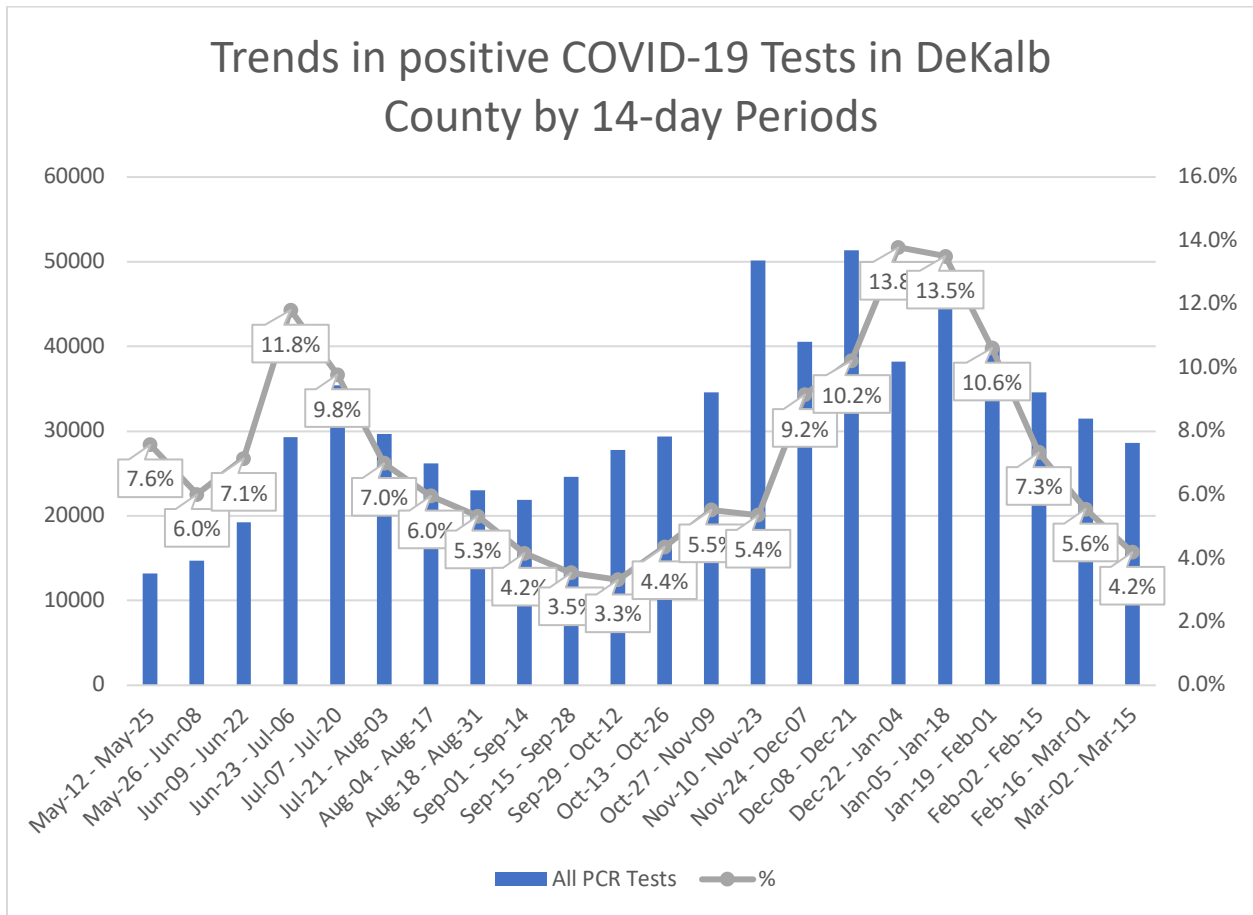


*"Other" includes Native Hawaiian/Pacific Islander and American Indian/Native American



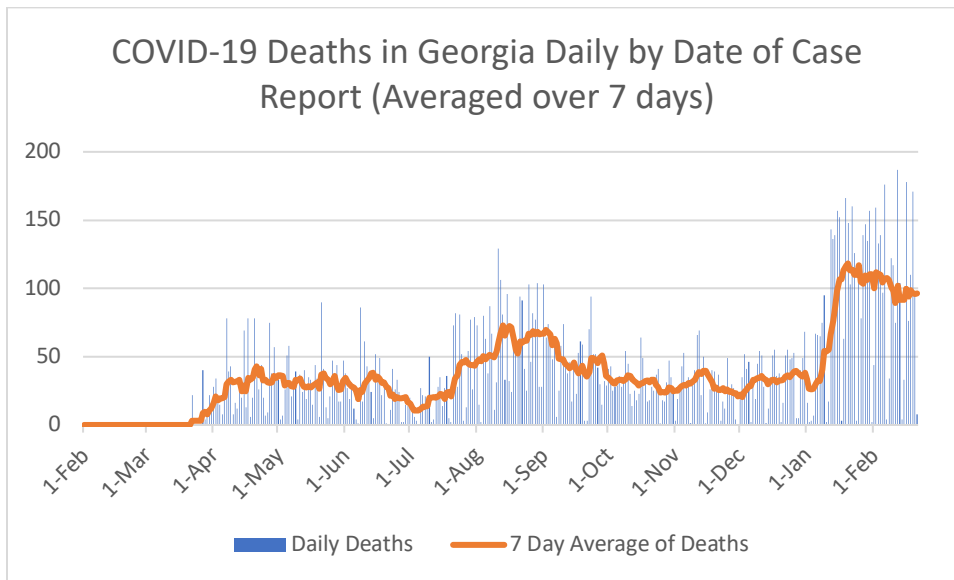
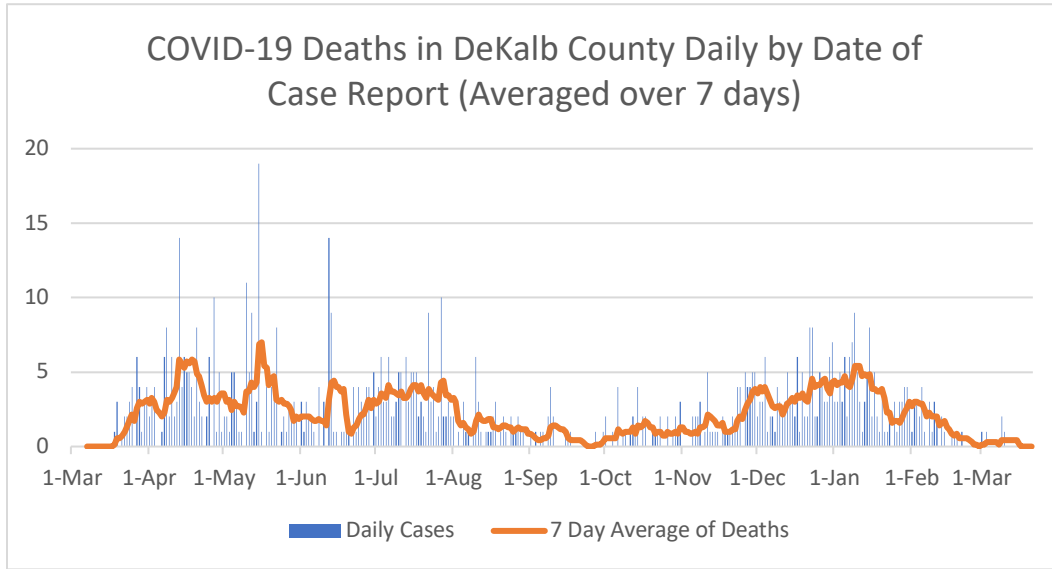
*Counts shown reflect the number of confirmed cases as of 3/21/21 using the date of first positive sample collection. Where date of first positive sample collection were not available, the date of report creation in GA SENDSS was used instead. All data reported are preliminary and subject to change

COVID-19 Testing and Positivity in DeKalb County



*Data as of 3/21/2021. Only data on Polymerase Chain Reaction (PCR) tests were included. All data reported are preliminary and subject to change

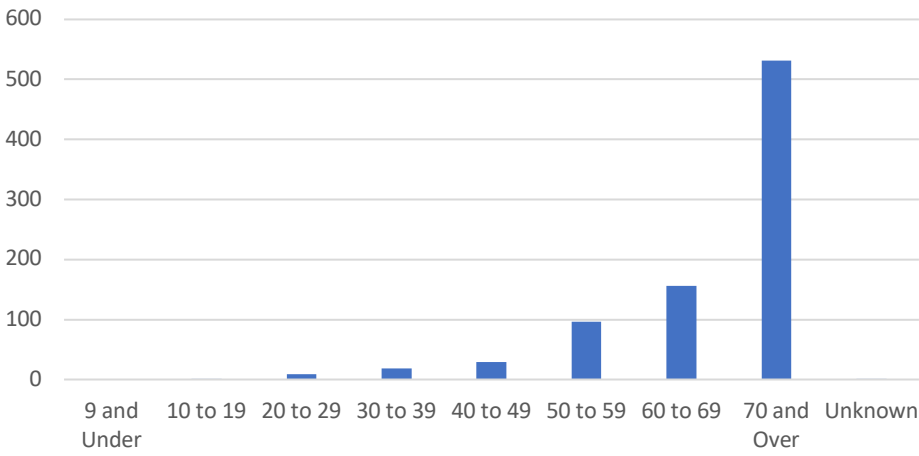
COVID-19 Related Deaths in DeKalb County and Georgia



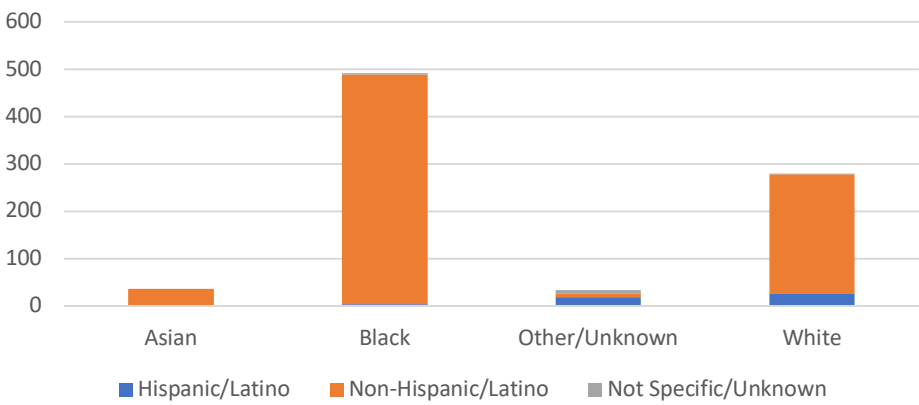
Note: Date of case reported used. All data reported are preliminary and subject to change.

Table 2. COVID-19 Related Hospitalizations/Deaths in DeKalb County, GA		Count	%
Hospitalization			
	Needed Hospitalization	4263	7.9%
	Not Known to Have Been Hospitalized	49785	92.1%
Deaths			
	Died	841	1.6%

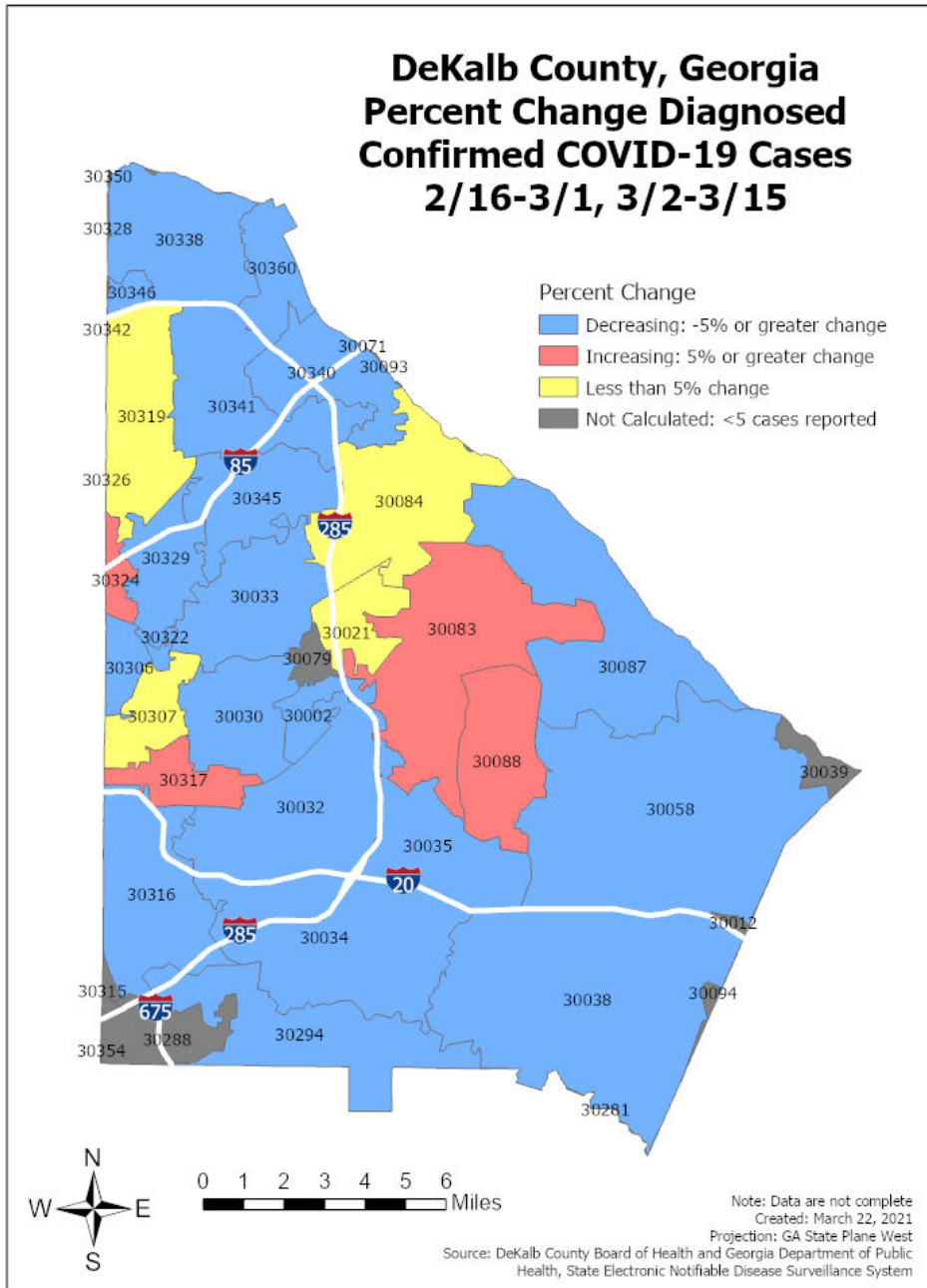
COVID-19 Related Deaths by Age, DeKalb County



COVID-19 Related Deaths by Race and Ethnicity, DeKalb County



Percent Change in COVID-19 Cases Between Two Most Recent 14-Day Periods*



*Note: Please see table below for more details on COVID-19 cases reported by zip code.

COVID-19 Case Counts by Zip Code

Table 3. COVID-19 Case Counts and Change in Two Most Recent 14-day Periods

Zip	Previous 3/16	Current 3/21	Percent of Total	Previous 14 Days 2/16-3/1	Recent 14 Days 3/2-3/15	Percent Change in 14-day periods
All DeKalb	53460	54048	100.0%	1383	1018	-26.4%
30058	4165	4211	7.8%	117	73	-37.6%
30083	3806	3855	7.1%	68	72	5.9%
30034	3487	3524	6.5%	84	59	-29.8%
30032	3322	3357	6.2%	87	66	-24.1%
30319	3158	3204	5.9%	96	95	-1.0%
30038	2958	2984	5.5%	69	54	-21.7%
30341	2655	2673	4.9%	49	37	-24.5%
30329	2402	2428	4.5%	95	34	-64.2%
30084	2362	2387	4.4%	44	43	-2.3%
30338	2243	2265	4.2%	60	56	-6.7%
30340	2153	2164	4.0%	41	26	-36.6%
30087	1990	2009	3.7%	34	28	-17.6%
30088	1720	1749	3.2%	37	41	10.8%
30033	1705	1742	3.2%	69	42	-39.1%
30021	1697	1710	3.2%	25	24	-4.0%
30294	1535	1553	2.9%	41	28	-31.7%
30345	1516	1530	2.8%	33	24	-27.3%
30035	1468	1477	2.7%	41	26	-36.6%
30316	1455	1468	2.7%	51	23	-54.9%
30030	1327	1349	2.5%	56	26	-53.6%
30360	1085	1087	2.0%	24	16	-33.3%
30317	785	793	1.5%	15	21	40.0%
30307	493	507	0.9%	19	19	0.0%
30346	465	472	0.9%	14	11	-21.4%
30306	431	438	0.8%	26	9	-65.4%
30350	345	348	0.6%	<5	5	25.0%
30324	313	315	0.6%	6	9	50.0%
30002	263	267	0.5%	6	5	-16.7%
30288	252	253	0.5%	<5	<5	0.0%
30079	221	227	0.4%	<5	8	300.0%
30322	72	83	0.2%	28	10	-64.3%
30039	54	54	0.1%	0	0	NA
30349	52	53	0.1%	<5	<5	-66.7%
30328	50	50	0.1%	<5	<5	0.0%
30031	43	43	0.1%	0	0	NA
30094	40	40	0.1%	<5	0	-100.0%
30342	32	32	0.1%	0	0	NA

30072	31	31	0.1%		0	0	NA
30318	30	30	0.1%	<5		0	-100.0%
30012	29	29	0.1%		0	0	NA
30085	27	27	0.0%		0	0	NA
30047	25	25	0.0%		0	0	NA
30301	24	25	0.0%		0	0	NA
30016	21	21	0.0%		0	0	NA
30086	20	20	0.0%		0	0	NA
30036	16	18	0.0%		0	0	NA
30037	18	18	0.0%	<5		0	-100.0%
30074	18	18	0.0%		0	0	NA
30093	18	18	0.0%		0	0	NA
30092	17	17	0.0%		0	0	NA
30331	14	14	0.0%	<5		0	-100.0%
30013	13	13	0.0%	<5		0	-100.0%
30305	13	13	0.0%	<5		0	-100.0%
30315	13	13	0.0%		0	0	NA
30321	12	13	0.0%		0	0	NA
30359	13	13	0.0%		0	0	NA
30022	12	12	0.0%		0	0	NA
30044	12	12	0.0%		0	0	NA
30308	12	12	0.0%		0	0	NA
30312	12	12	0.0%		0	0	NA
30314	12	12	0.0%		0	0	NA
30337	12	12	0.0%		0	0	NA
30362	12	12	0.0%		0	0	NA
30052	11	11	0.0%	<5		0	-100.0%
30332	11	11	0.0%	<5		0	-100.0%
30334	11	11	0.0%		0	0	NA
30374	11	11	0.0%		0	0	NA
30043	10	10	0.0%		0	0	NA
30046	10	10	0.0%		0	0	NA
30281	10	10	0.0%		0	0	NA
30303	10	10	0.0%		0	0	NA
30060	9	9	0.0%		0	0	NA
30096	9	9	0.0%		0	0	NA
30366	9	9	0.0%		0	0	NA
30071	8	8	0.0%		0	0	NA
30326	9	8	0.0%		0	0	NA
30024	7	7	0.0%		0	0	NA
30045	7	7	0.0%		0	0	NA
30078	7	7	0.0%		0	0	NA
30135	7	7	0.0%		0	0	NA

30228	7	7	0.0%	0	0	NA
30309	7	7	0.0%	0	0	NA
30310	7	7	0.0%	0	0	NA
30354	7	7	0.0%	0	0	NA
30356	7	7	0.0%	0	0	NA
30014	6	6	0.0%	0	0	NA
30330	6	6	0.0%	0	0	NA
30333	6	6	0.0%	<5	0	-100.0%
30344	6	6	0.0%	0	0	NA
30005	5	5	0.0%	0	0	NA
30076	5	5	0.0%	0	0	NA
30080	5	5	0.0%	<5	0	-100.0%
30213	5	5	0.0%	0	0	NA
30252	5	5	0.0%	0	0	NA
30297	5	5	0.0%	0	0	NA
30302	5	5	0.0%	0	0	NA
30304	5	5	0.0%	0	0	NA
30320	5	5	0.0%	<5	0	-100.0%
30339	5	5	0.0%	0	0	NA
31141	5	5	0.0%	0	0	NA
31146	5	5	0.0%	0	0	NA
Unknown	386	388	0.7%	16	9	-43.8%

*In order to account for reporting lag of new diagnoses, the 14-day periods were calculated from a week prior. Data cleaning may lead to reassignment of cases from one territory to another based on corrected addresses which may appear as “decreases” when compared to previous counts. Zip codes with fewer than 5 cases reported were omitted from the table.