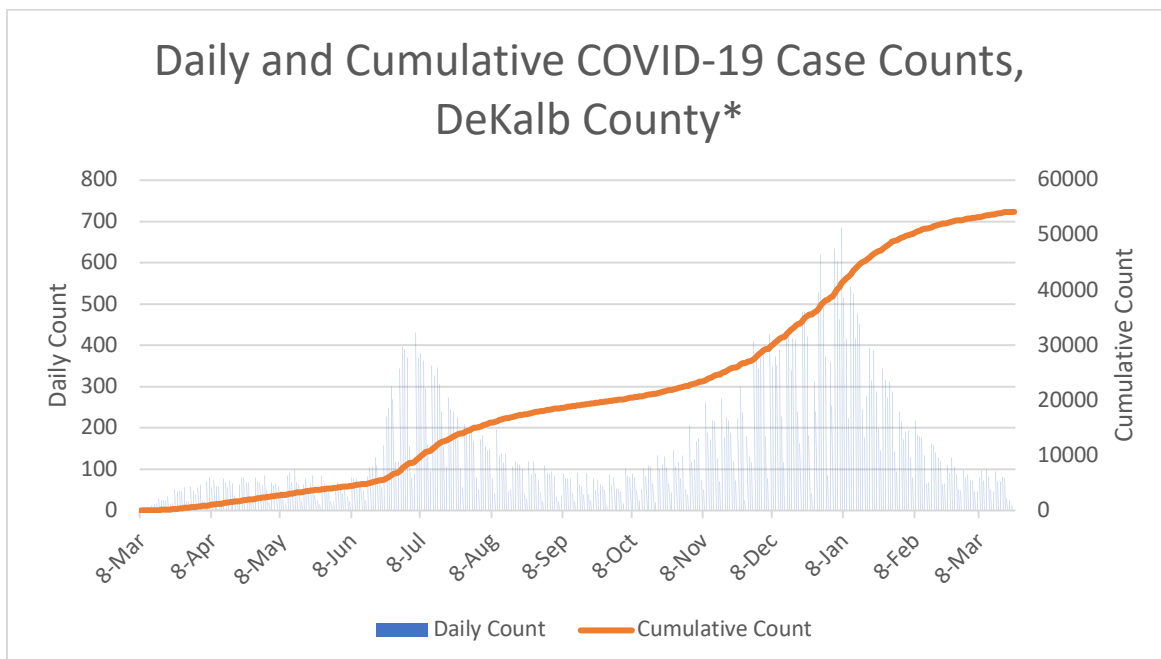
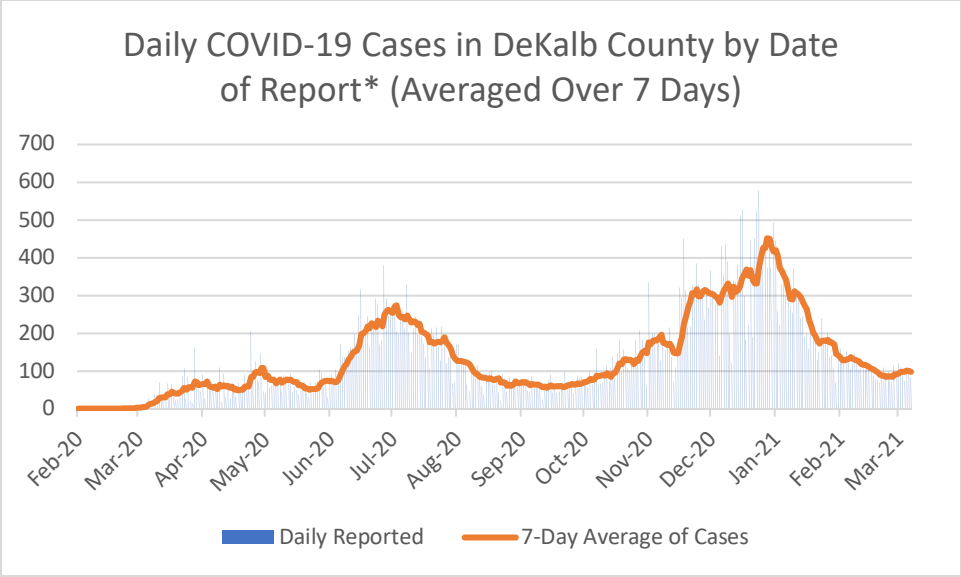


COVID-19 Epidemiology Report for DeKalb County March 24, 2021

- As of March 23, DeKalb County has reported 54,262 confirmed cases of 2019 novel coronavirus disease (COVID-19) and 846 confirmed COVID-19 deaths. An increase of 214 cases (+0.4%) and 5 deaths (+0.6%) since the last report on March 22.
- 1,006 COVID-19 cases (127 cases per 100,000 population) were diagnosed in the most recent 14-day period (3/4 – 3/17), a **20.3% DECREASE** from the previous 14-day period (2/18 – 3/3).
- Among all persons diagnosed with COVID-19 in DeKalb County, 7.9% needed hospitalization and 1.6% died.
- As of March 23, Georgia Department of Public Health reported that DeKalb County accounted for 6.4% of total number of COVID-19 cases in Georgia to date.
- As of March 23, Georgia Department of Public Health has reported a total of 187,746 COVID-19 vaccines (Dose 1: 112,748, Dose 2: 74,998) have been administered so far in DeKalb County.



*Counts shown reflect the number of confirmed cases as of 3/24/21 using the date of diagnosis which is calculated by using the date of first positive sample collection. Where date of first positive sample collection were not available, the date of report creation in GA SENDSS was used instead. **Note: All data reported are preliminary and subject to change. Delays in data reporting may cause changes in data counts, particularly within the last week (shaded area).

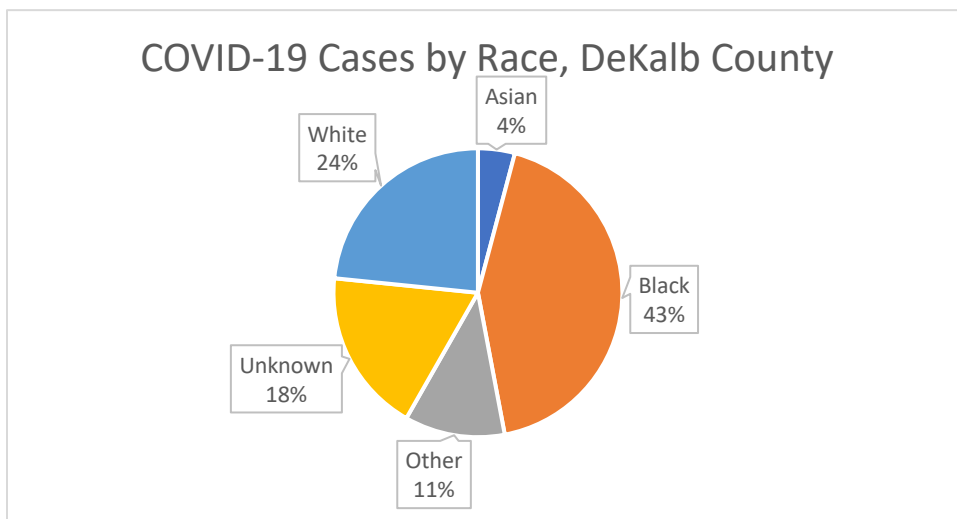


*Counts shown reflect the number of confirmed cases as of 3/24/21 using date of report creating in GA SendSS. All data reported are preliminary and subject to change.

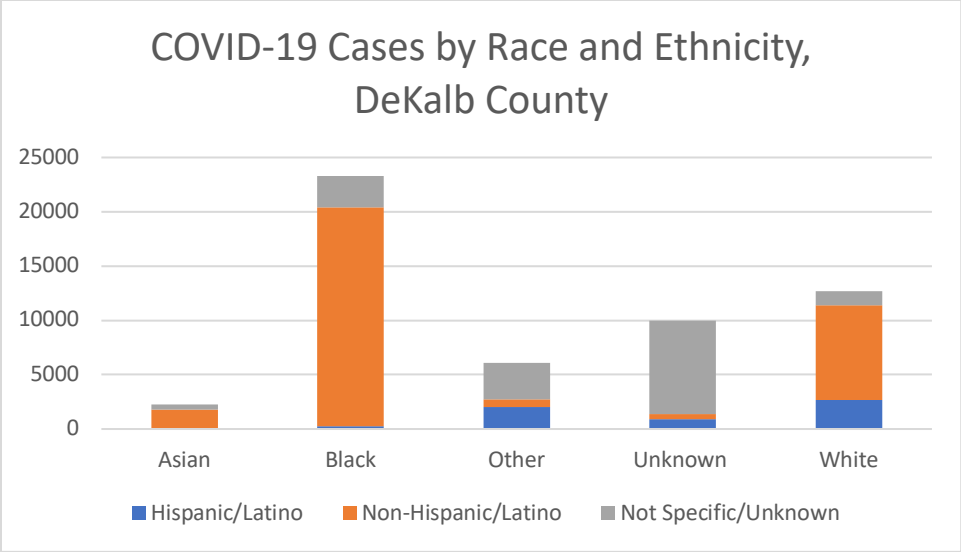
Demographic Distributions of COVID-19 Cases

Table 2. Demographics of COVID-19 Cases, DeKalb County, GA

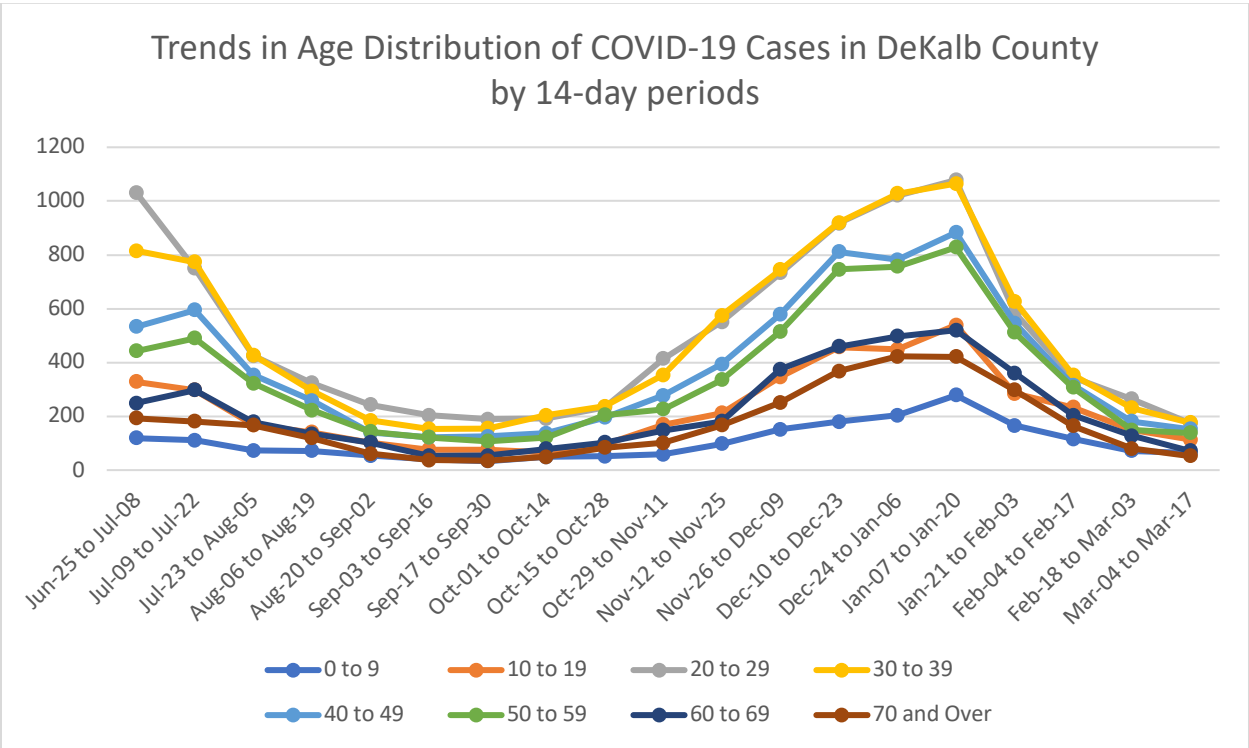
Demographics			
Gender		N	%
Female		29208	53.8%
Male		24403	45.0%
Unknown		651	1.2%
Age			
9 and Under		2117	3.9%
10 to 19		4674	8.6%
20 to 29		11003	20.3%
30 to 39		10757	19.8%
40 to 49		8593	15.8%
50 to 59		7805	14.4%
60 to 69		4953	9.1%
70 and Over		4054	7.5%
Unknown		306	0.6%
Race			
Asian		2241	4.1%
Black		23274	42.9%
Other		6094	11.2%
Unknown		9959	18.4%
White		12694	23.4%
Ethnicity			
Hispanic/Latino		5926	10.9%
Non-Hispanic/Latino		31796	58.6%
Not Specific/Unknown		16540	30.5%



*"Other" includes Native Hawaiian/Pacific Islander and American Indian/Native American

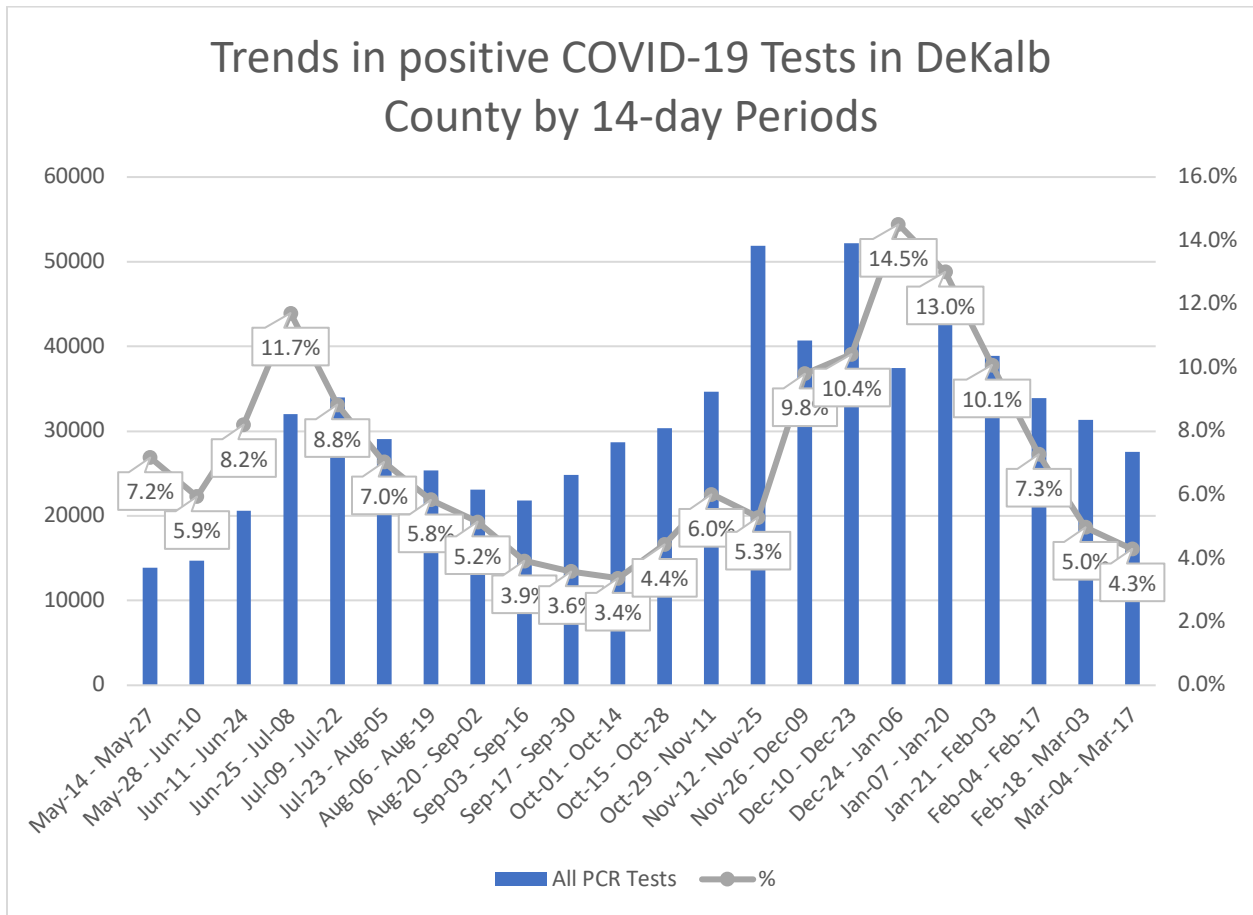


*"Other" includes Native Hawaiian/Pacific Islander and American Indian/Native American



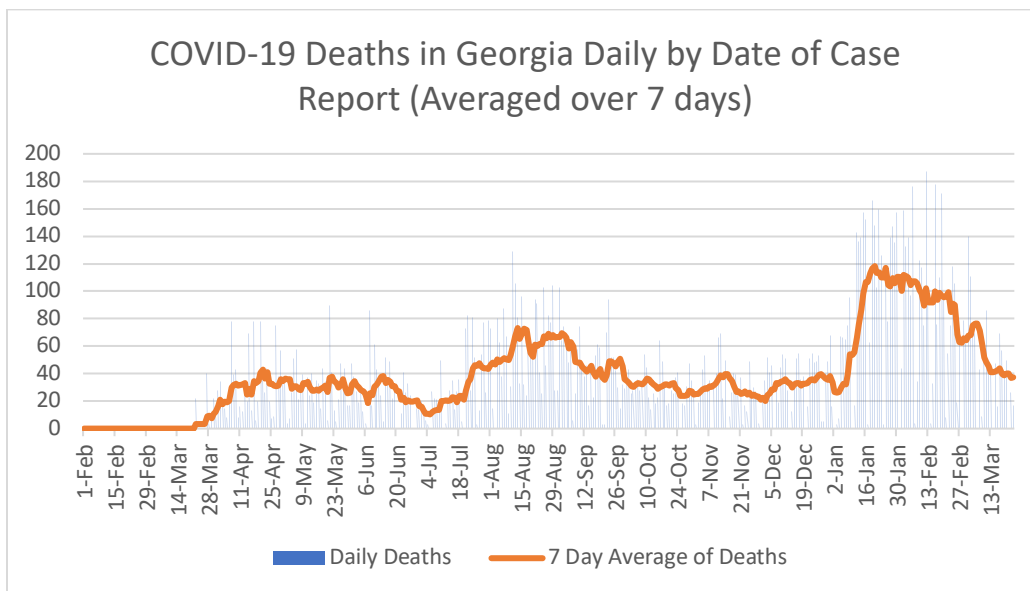
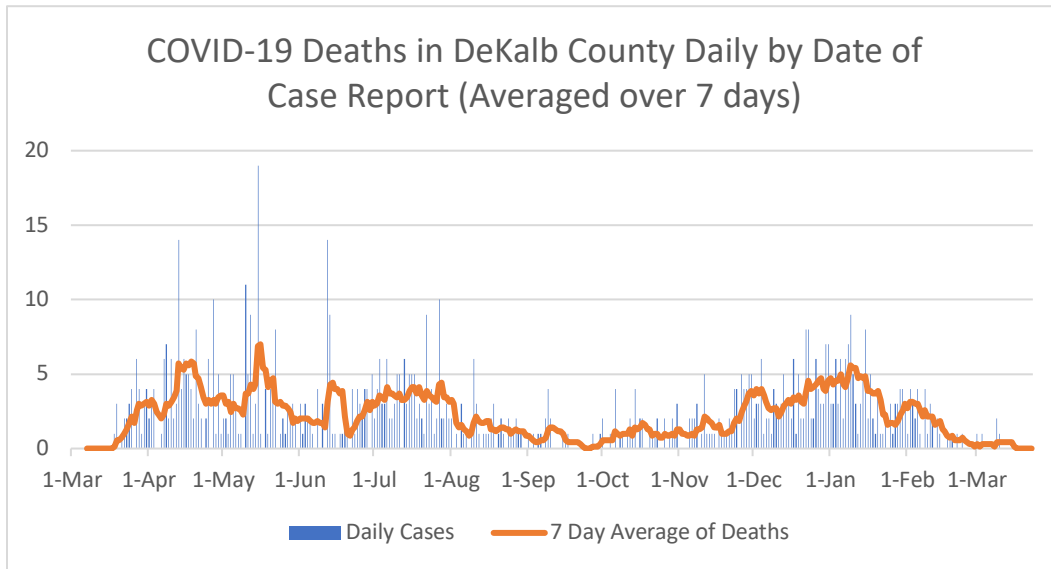
*Counts shown reflect the number of confirmed cases as of 3/24/21 using the date of first positive sample collection. Where date of first positive sample collection were not available, the date of report creation in GA SENDSS was used instead. All data reported are preliminary and subject to change

COVID-19 Testing and Positivity in DeKalb County



*Data as of 3/24/2021. Only data on Polymerase Chain Reaction (PCR) tests were included. All data reported are preliminary and subject to change

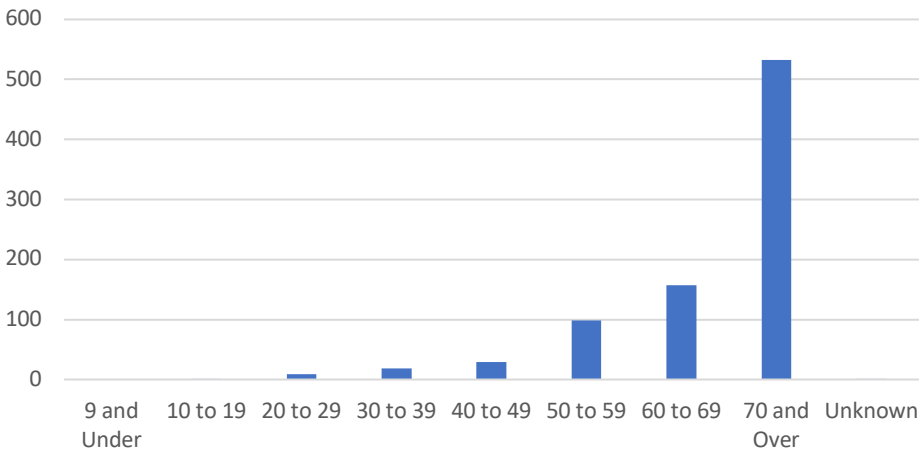
COVID-19 Related Deaths in DeKalb County and Georgia



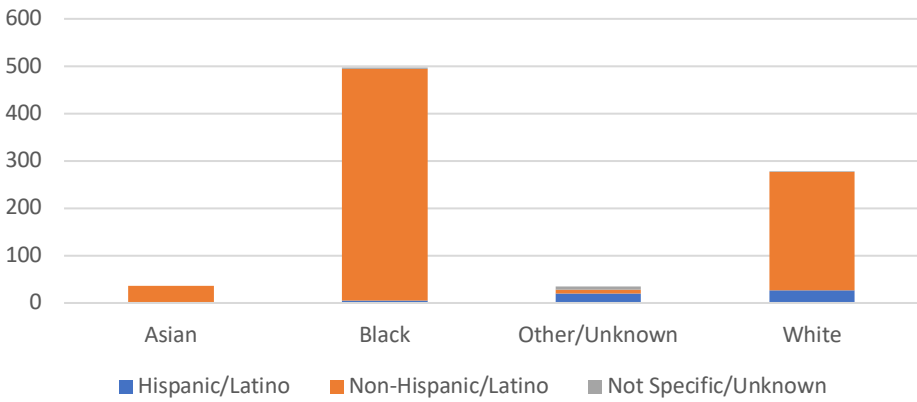
Note: Date of case reported used. All data reported are preliminary and subject to change.

Table 2. COVID-19 Related Hospitalizations/Deaths in DeKalb County, GA	Count	%
Hospitalization		
Needed Hospitalization	4276	7.9%
Not Known to Have Been Hospitalized	49986	92.1%
Deaths		
Died	846	1.6%

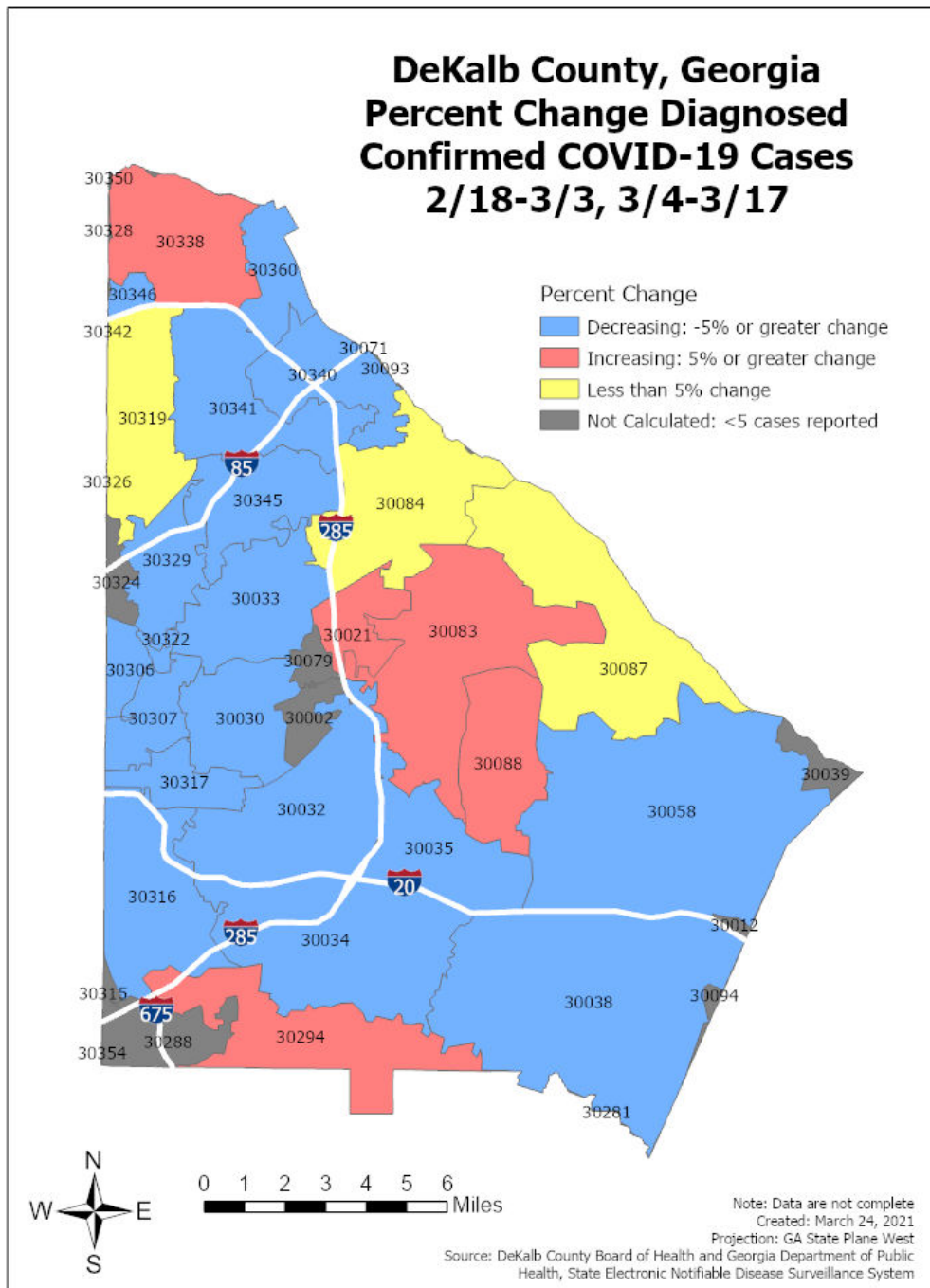
COVID-19 Related Deaths by Age, DeKalb County



COVID-19 Related Deaths by Race and Ethnicity, DeKalb County



Percent Change in COVID-19 Cases Between Two Most Recent 14-Day Periods*



*Note: Please see table below for more details on COVID-19 cases reported by zip code.

COVID-19 Case Counts by Zip Code

Table 3. COVID-19 Case Counts and Change in Two Most Recent 14-day Periods

Zip	Previous 3/21	Current 3/23	Percent of Total	Previous 14 Days 2/18-3/3	Recent 14 Days 3/4-3/17	Percent Change in 14-day periods
All DeKalb	54048	54262	100.0%	1262	1006	-20.3%
30058	4211	4227	7.8%	106	70	-34.0%
30083	3855	3879	7.1%	68	73	7.4%
30034	3524	3538	6.5%	80	59	-26.3%
30032	3357	3363	6.2%	82	58	-29.3%
30319	3204	3221	5.9%	91	94	3.3%
30038	2984	2992	5.5%	72	49	-31.9%
30341	2673	2687	5.0%	52	35	-32.7%
30329	2428	2444	4.5%	78	35	-55.1%
30084	2387	2396	4.4%	42	43	2.4%
30338	2265	2279	4.2%	51	56	9.8%
30340	2164	2170	4.0%	38	27	-28.9%
30087	2009	2020	3.7%	31	31	0.0%
30088	1749	1757	3.2%	32	44	37.5%
30033	1742	1750	3.2%	63	48	-23.8%
30021	1710	1715	3.2%	17	24	41.2%
30294	1553	1563	2.9%	30	37	23.3%
30345	1530	1535	2.8%	28	24	-14.3%
30035	1477	1482	2.7%	36	22	-38.9%
30316	1468	1469	2.7%	45	20	-55.6%
30030	1349	1356	2.5%	52	24	-53.8%
30360	1087	1089	2.0%	21	15	-28.6%
30317	793	793	1.5%	21	15	-28.6%
30307	507	510	0.9%	20	19	-5.0%
30346	472	475	0.9%	14	10	-28.6%
30306	438	438	0.8%	22	9	-59.1%
30350	348	347	0.6%	<5	<5	0.0%
30324	315	317	0.6%	<5	9	125.0%
30002	267	268	0.5%	<5	5	66.7%
30288	253	256	0.5%	<5	<5	100.0%
30079	227	227	0.4%	<5	8	700.0%
30322	83	84	0.2%	24	14	-41.7%
30039	54	54	0.1%	0	0	NA
30349	53	53	0.1%	<5	<5	-75.0%
30328	50	50	0.1%	<5	<5	-66.7%
30031	43	43	0.1%	0	0	NA
30094	40	40	0.1%	<5	0	-100.0%
30342	32	32	0.1%	0	0	NA

30072	31	31	0.1%		0	0	NA
30318	30	30	0.1%	<5		0	-100.0%
30012	29	29	0.1%		0	0	NA
30085	27	27	0.0%		0	0	NA
30047	25	25	0.0%		0	0	NA
30301	25	25	0.0%	<5		<5	100.0%
30016	21	21	0.0%		0	0	NA
30086	20	20	0.0%		0	0	NA
30036	18	18	0.0%	<5		<5	100.0%
30037	18	18	0.0%	<5		0	-100.0%
30074	18	18	0.0%		0	0	NA
30093	18	18	0.0%		0	0	NA
30092	17	17	0.0%		0	0	NA
30331	14	14	0.0%	<5		0	-100.0%
30013	13	13	0.0%	<5		0	-100.0%
30305	13	13	0.0%	<5		0	-100.0%
30315	13	13	0.0%		0	0	NA
30321	13	13	0.0%		0	0	NA
30337	12	13	0.0%		0	0	NA
30359	13	13	0.0%		0	0	NA
30022	12	12	0.0%		0	0	NA
30044	12	12	0.0%		0	0	NA
30308	12	12	0.0%		0	0	NA
30312	12	12	0.0%		0	0	NA
30314	12	12	0.0%		0	0	NA
30362	12	12	0.0%		0	0	NA
30052	11	11	0.0%		0	0	NA
30332	11	11	0.0%	<5		0	-100.0%
30334	11	11	0.0%		0	0	NA
30374	11	11	0.0%		0	0	NA
30043	10	10	0.0%		0	0	NA
30046	10	10	0.0%		0	0	NA
30281	10	10	0.0%		0	0	NA
30303	10	10	0.0%		0	0	NA
30060	9	9	0.0%		0	0	NA
30096	9	9	0.0%		0	0	NA
30366	9	9	0.0%		0	0	NA
30071	8	8	0.0%		0	0	NA
30326	8	8	0.0%		0	0	NA
30024	7	7	0.0%		0	0	NA
30045	7	7	0.0%		0	0	NA
30078	7	7	0.0%		0	0	NA
30135	7	7	0.0%		0	0	NA

30228	7	7	0.0%	0	0	NA
30309	7	7	0.0%	0	0	NA
30310	7	7	0.0%	0	0	NA
30333	6	7	0.0%	<5	0	-100.0%
30354	7	7	0.0%	0	0	NA
30356	7	7	0.0%	0	0	NA
30014	6	6	0.0%	0	0	NA
30330	6	6	0.0%	0	0	NA
30344	6	6	0.0%	0	0	NA
30005	5	5	0.0%	0	0	NA
30076	5	5	0.0%	0	0	NA
30080	5	5	0.0%	0	0	NA
30213	5	5	0.0%	0	0	NA
30252	5	5	0.0%	0	0	NA
30297	5	5	0.0%	0	0	NA
30302	5	5	0.0%	0	0	NA
30304	5	5	0.0%	0	0	NA
30320	5	5	0.0%	<5	0	-100.0%
30339	5	5	0.0%	0	0	NA
31141	5	5	0.0%	0	0	NA
31146	5	5	0.0%	0	0	NA
Unknown	388	382	0.7%	9	9	0.0%

*In order to account for reporting lag of new diagnoses, the 14-day periods were calculated from a week prior. Data cleaning may lead to reassignment of cases from one territory to another based on corrected addresses which may appear as “decreases” when compared to previous counts. Zip codes with fewer than 5 cases reported were omitted from the table.