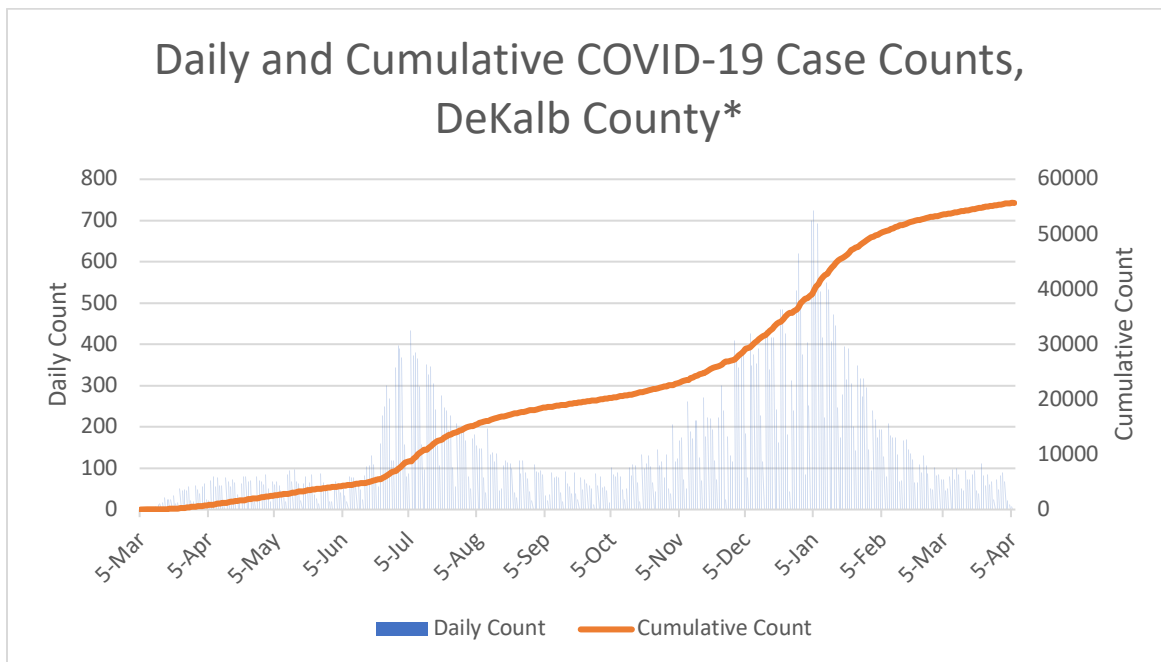
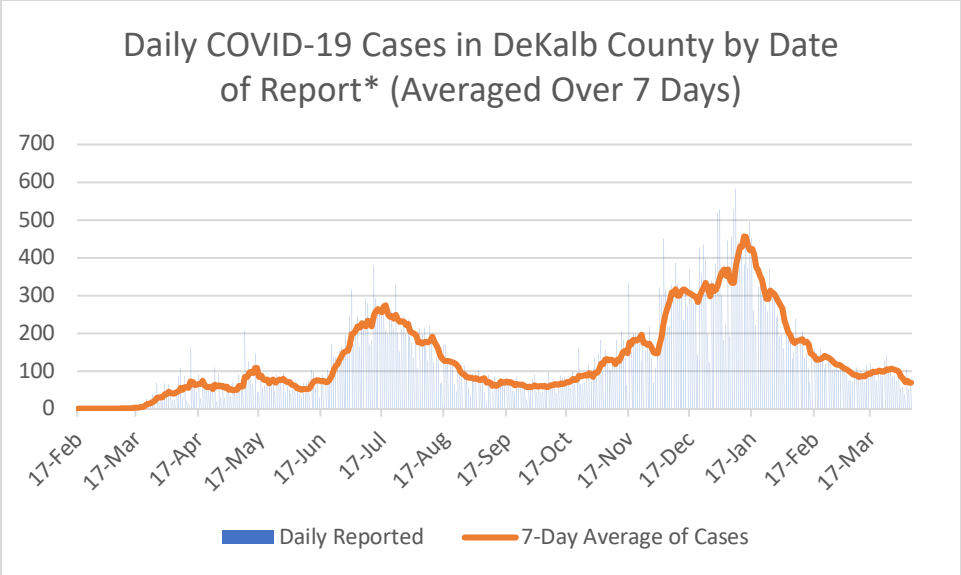


Summary

- As of April 6, DeKalb County has reported 55,694 confirmed cases of 2019 novel coronavirus disease (COVID-19) and 882 confirmed COVID-19 deaths. An increase of 158 cases (+0.3%) and 4 deaths (+0.5%) since the last report on April 5.
- 960 COVID-19 cases (121 cases per 100,000 population) were diagnosed in the most recent 14 day period (3/18 – 3/31), a **6.0% DECREASE** from the previous 14 day period (3/4 – 3/17).
- Among all persons diagnosed with COVID-19 in DeKalb County, 7.8% needed hospitalization and 1.6% died.
- As of April 6, Georgia Department of Public Health reported that DeKalb County accounted for 6.5% of total number of COVID-19 cases in Georgia to date.
- Due to ongoing system and data transfer issues at Georgia Department of Public Health, COVID-19 vaccine data for DeKalb County was not available at time of report.



*Counts shown reflect the number of confirmed cases as of 4/6/21 using the date of diagnosis which is calculated by using the date of first positive sample collection. Where date of first positive sample collection were not available, the date of report creation in GA SENDSS was used instead. **Note: All data reported are preliminary and subject to change. Delays in data reporting may cause changes in data counts, particularly within the last week (shaded area).

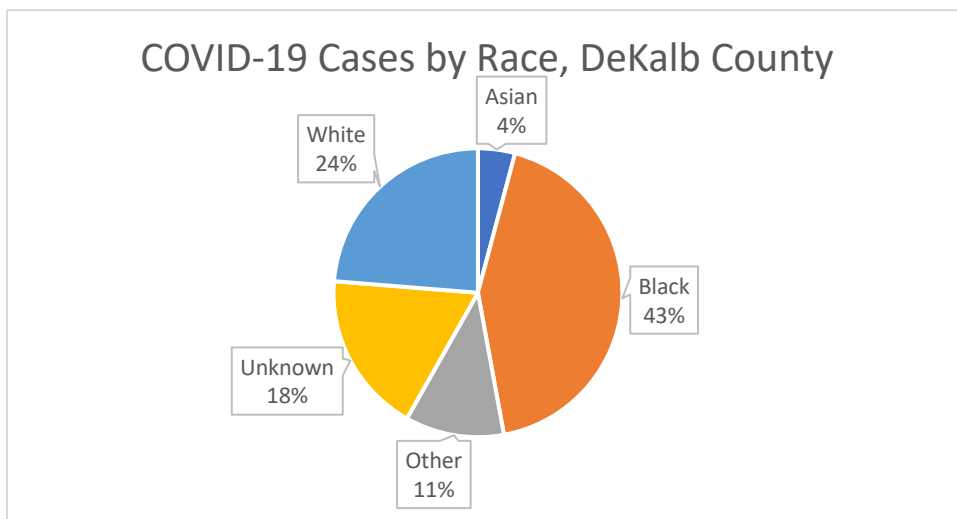


*Counts shown reflect the number of confirmed cases as of 4/6/21 using date of report creating in GA SendSS. All data reported are preliminary and subject to change.

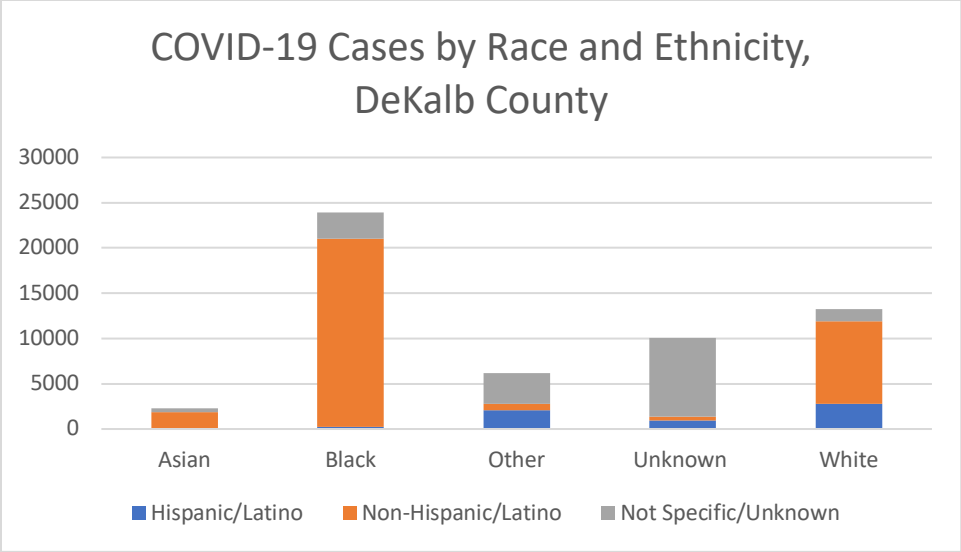
Demographic Distributions of COVID-19 Cases

Table 2. Demographics of COVID-19 Cases, DeKalb County, GA

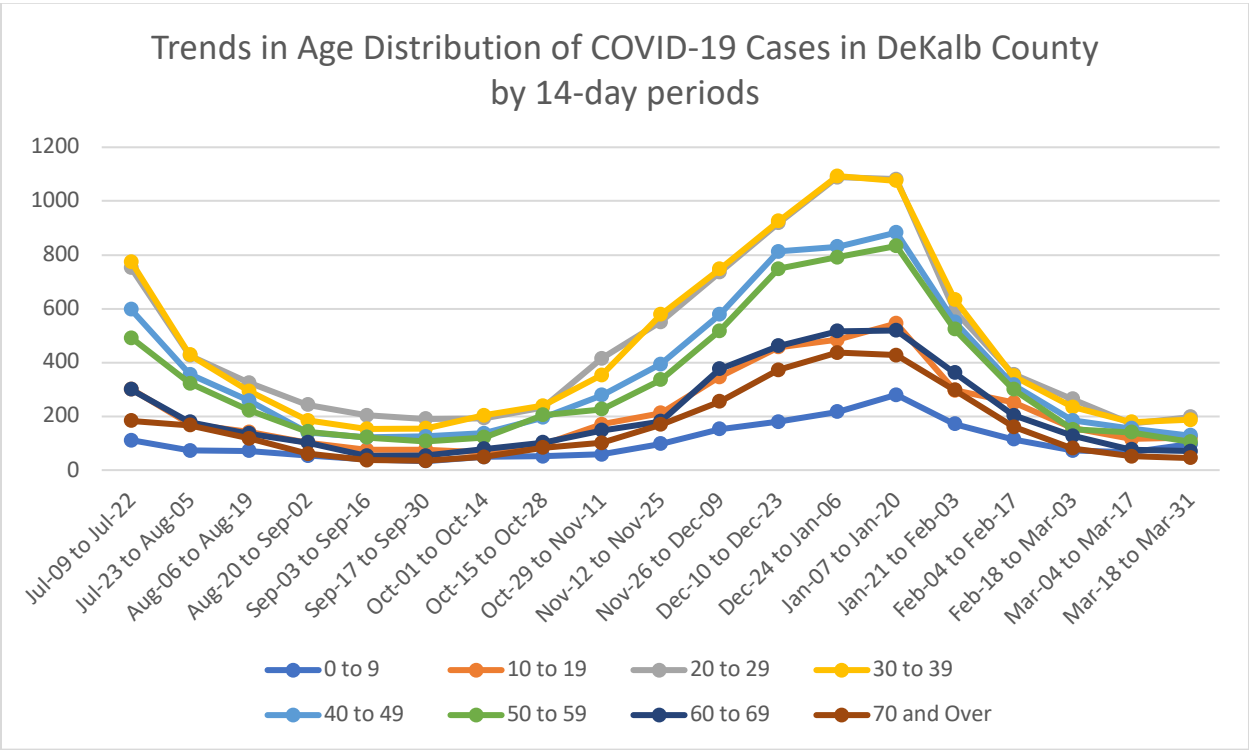
Demographics			
Gender		N	%
	Female	30021	53.9%
	Male	25094	45.1%
	Unknown	579	1.0%
Age			
	9 and Under	2227	4.0%
	10 to 19	4881	8.8%
	20 to 29	11308	20.3%
	30 to 39	11049	19.8%
	40 to 49	8790	15.8%
	50 to 59	7968	14.3%
	60 to 69	5060	9.1%
	70 and Over	4125	7.4%
	Unknown	286	0.5%
Race			
	Asian	2311	4.1%
	Black	23928	43.0%
	Other	6167	11.1%
	Unknown	10075	18.1%
	White	13213	23.7%
Ethnicity			
	Hispanic/Latino	6110	11.0%
	Non-Hispanic/Latino	32841	59.0%
	Not Specific/Unknown	16743	30.1%



*"Other" includes Native Hawaiian/Pacific Islander and American Indian/Native American

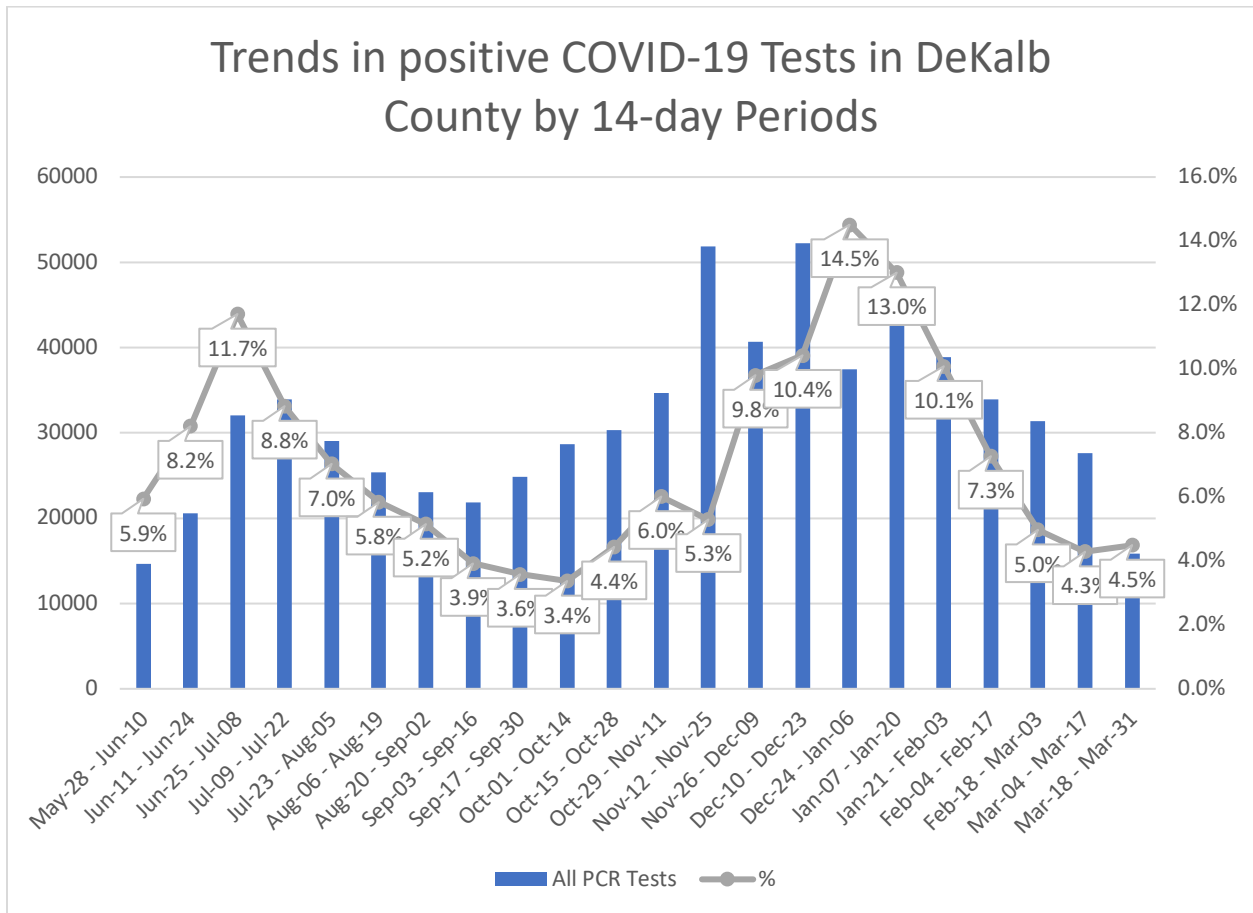


*"Other" includes Native Hawaiian/Pacific Islander and American Indian/Native American



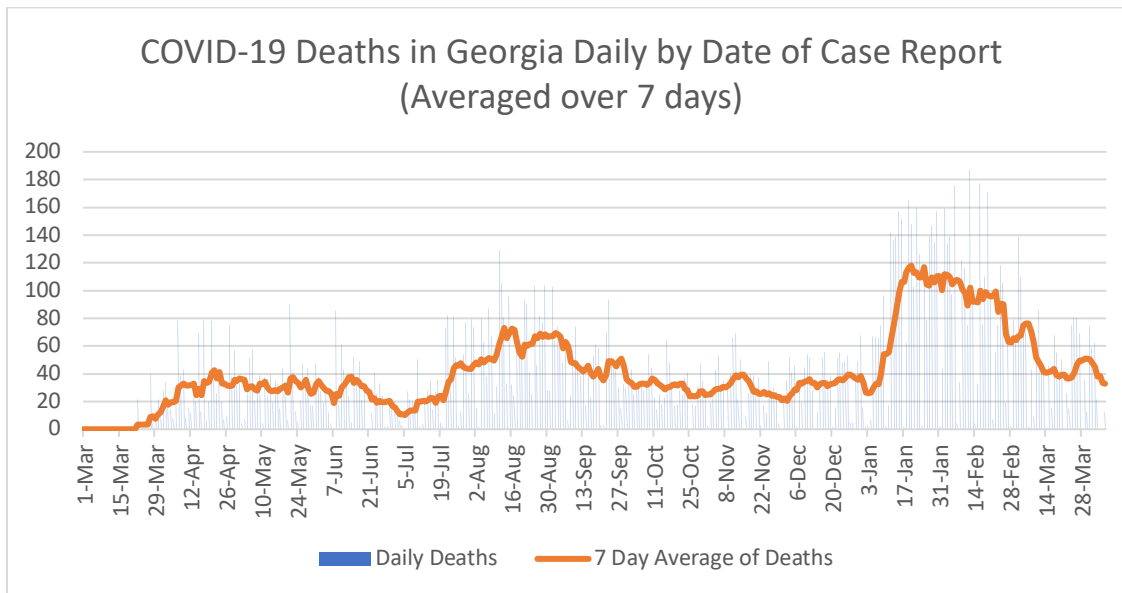
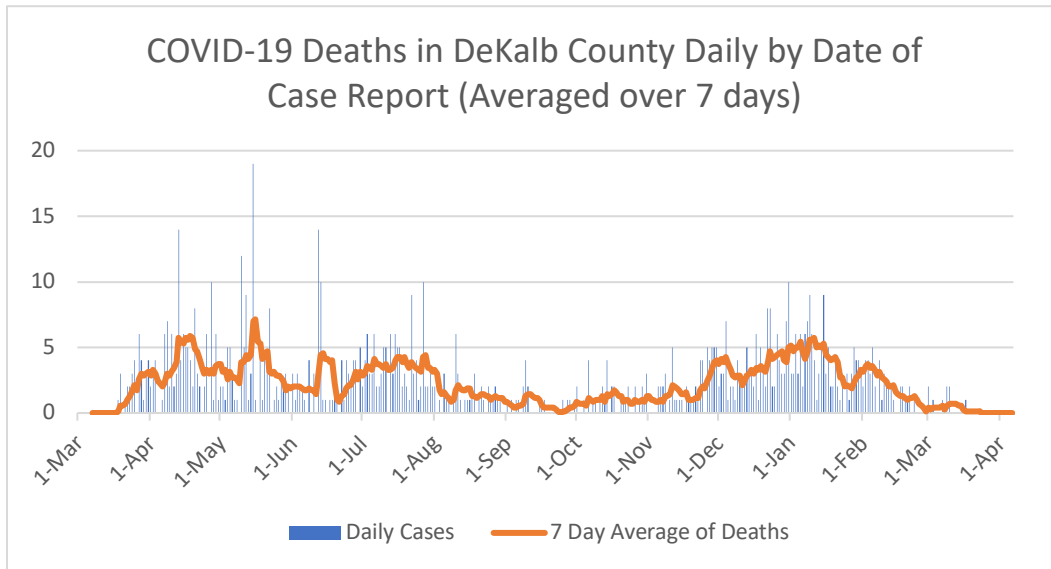
*Counts shown reflect the number of confirmed cases as of 4/6/21 using the date of first positive sample collection. Where date of first positive sample collection were not available, the date of report creation in GA SENDSS was used instead. All data reported are preliminary and subject to change

COVID-19 Testing and Positivity in DeKalb County



*Data as of 4/6/2021. Only data on Polymerase Chain Reaction (PCR) tests were included. All data reported are preliminary and subject to change

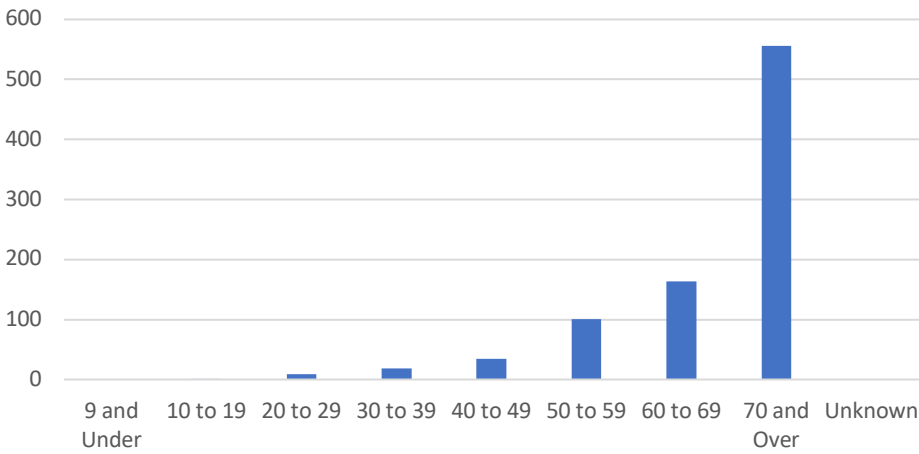
COVID-19 Related Deaths in DeKalb County and Georgia



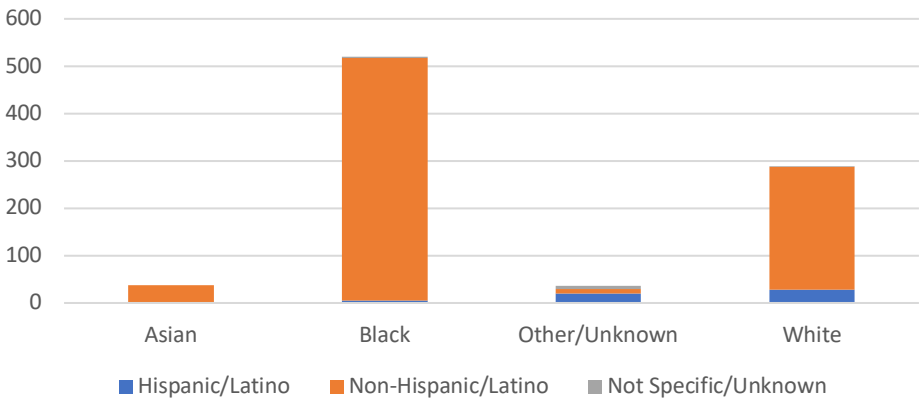
Note: Date of case reported used. All data reported are preliminary and subject to change.

Table 2. COVID-19 Related Hospitalizations/Deaths in DeKalb County, GA	Count	%
Hospitalization		
Needed Hospitalization	4362	7.8%
Not Known to Have Been Hospitalized	51332	92.2%
Deaths		
Died	882	1.6%

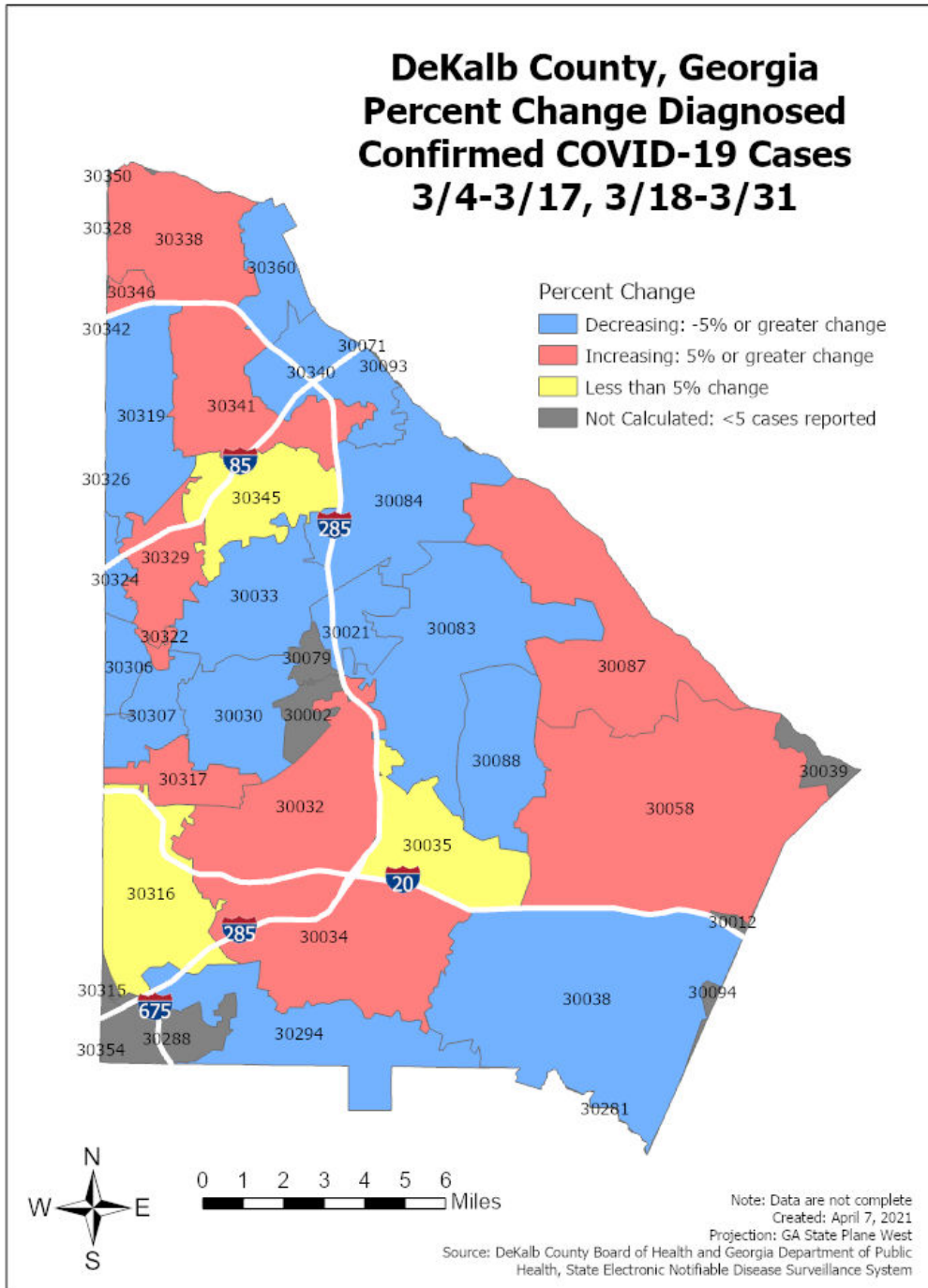
COVID-19 Related Deaths by Age, DeKalb County



COVID-19 Related Deaths by Race and Ethnicity, DeKalb County



Percent Change in COVID-19 Cases Between Two Most Recent 14-Day Periods*



*Note: Please see table below for more details on COVID-19 cases reported by zip code.

COVID-19 Case Counts by Zip Code

Table 3. COVID-19 Case Counts and Change in Two Most Recent 14-day Periods

Zip	Previous 4/4	Current 4/6	Percent of Total	Previous 14 Days 3/4-3/17	Recent 14 Days 3/18-3/31	Percent Change in 14 day periods
All DeKalb	55536	55694	100.0%	1021	960	-6.0%
30058	4309	4317	7.8%	71	77	8.5%
30083	3981	3992	7.2%	74	57	-23.0%
30034	3614	3620	6.5%	60	68	13.3%
30032	3445	3455	6.2%	58	67	15.5%
30319	3295	3299	5.9%	96	74	-22.9%
30038	3061	3071	5.5%	53	47	-11.3%
30341	2727	2737	4.9%	34	42	23.5%
30329	2512	2517	4.5%	35	41	17.1%
30084	2442	2445	4.4%	40	25	-37.5%
30338	2342	2349	4.2%	56	69	23.2%
30340	2198	2201	4.0%	26	21	-19.2%
30087	2065	2069	3.7%	31	34	9.7%
30033	1819	1831	3.3%	49	28	-42.9%
30088	1810	1813	3.3%	48	39	-18.8%
30021	1745	1752	3.1%	24	14	-41.7%
30294	1599	1598	2.9%	37	32	-13.5%
30345	1562	1567	2.8%	23	22	-4.3%
30035	1519	1526	2.7%	23	24	4.3%
30316	1507	1511	2.7%	22	21	-4.5%
30030	1407	1411	2.5%	25	23	-8.0%
30360	1097	1100	2.0%	15	7	-53.3%
30317	820	822	1.5%	15	18	20.0%
30307	526	529	0.9%	20	15	-25.0%
30346	489	493	0.9%	10	17	70.0%
30306	450	452	0.8%	9	7	-22.2%
30350	356	358	0.6%	6	<5	-83.3%
30324	328	330	0.6%	9	7	-22.2%
30002	278	280	0.5%	5	<5	-20.0%
30288	261	261	0.5%	<5	7	250.0%
30079	232	232	0.4%	8	<5	-75.0%
30322	127	137	0.2%	14	24	71.4%
30039	54	54	0.1%	0	0	NA
30349	54	54	0.1%	<5	<5	0.0%
30328	51	52	0.1%	<5	<5	0.0%
30031	46	46	0.1%	<5	<5	100.0%
30094	42	42	0.1%	0	0	NA
30072	32	32	0.1%	0	0	NA

30342	32	32	0.1%		0	0	NA
30318	30	31	0.1%		0	0	NA
30012	29	29	0.1%		0	0	NA
30085	27	27	0.0%		0	0	NA
30301	26	26	0.0%	<5		<5	0.0%
30047	25	25	0.0%		0	0	NA
30016	21	21	0.0%		0	0	NA
30037	20	20	0.0%		0	0	NA
30086	20	20	0.0%		0	0	NA
30036	19	19	0.0%	<5		0	-100.0%
30074	18	18	0.0%		0	0	NA
30093	18	18	0.0%		0	0	NA
30092	17	17	0.0%		0	0	NA
30312	13	14	0.0%		0	0	NA
30321	14	14	0.0%	<5		<5	-50.0%
30331	14	14	0.0%		0	0	NA
30013	13	13	0.0%		0	0	NA
30305	13	13	0.0%		0	0	NA
30308	12	13	0.0%		0	0	NA
30315	13	13	0.0%		0	0	NA
30337	13	13	0.0%		0	0	NA
30359	13	13	0.0%	<5		0	-100.0%
30022	12	12	0.0%		0	0	NA
30044	12	12	0.0%		0	0	NA
30314	12	12	0.0%		0	0	NA
30362	12	12	0.0%		0	0	NA
30052	11	11	0.0%		0	0	NA
30332	11	11	0.0%		0	0	NA
30334	11	11	0.0%		0	0	NA
30043	10	10	0.0%		0	0	NA
30046	10	10	0.0%		0	0	NA
30096	10	10	0.0%		0	0	NA
30281	10	10	0.0%		0	0	NA
30303	10	10	0.0%		0	0	NA
30374	10	10	0.0%		0	0	NA
30060	9	9	0.0%		0	0	NA
30333	9	9	0.0%		0	0	NA
30366	9	9	0.0%		0	0	NA
30071	8	8	0.0%		0	0	NA
30309	7	8	0.0%		0	0	NA
30326	8	8	0.0%		0	0	NA
30024	7	7	0.0%		0	0	NA
30045	7	7	0.0%		0	0	NA

30078	7	7	0.0%	0	0	NA
30135	7	7	0.0%	0	0	NA
30228	7	7	0.0%	0	0	NA
30310	7	7	0.0%	0	0	NA
30354	7	7	0.0%	0	0	NA
30356	7	7	0.0%	0	0	NA
30014	6	6	0.0%	0	0	NA
30330	6	6	0.0%	0	0	NA
30339	6	6	0.0%	0	0	NA
30344	6	6	0.0%	0	0	NA
30005	5	5	0.0%	0	0	NA
30076	5	5	0.0%	0	0	NA
30080	5	5	0.0%	0	0	NA
30213	5	5	0.0%	0	0	NA
30252	5	5	0.0%	0	0	NA
30297	5	5	0.0%	0	0	NA
30302	5	5	0.0%	0	0	NA
30304	5	5	0.0%	0	0	NA
30320	5	5	0.0%	0	0	NA
31141	5	5	0.0%	0	0	NA
31146	5	5	0.0%	0	0	NA
Unknown	359	360	0.6%	9	<5	-66.7%

*In order to account for reporting lag of new diagnoses, the 14 day periods were calculated from a week prior. Data cleaning may lead to reassignment of cases from one territory to another based on corrected addresses which may appear as “decreases” when compared to previous counts. Zip codes with fewer than 5 cases reported were omitted from the table.