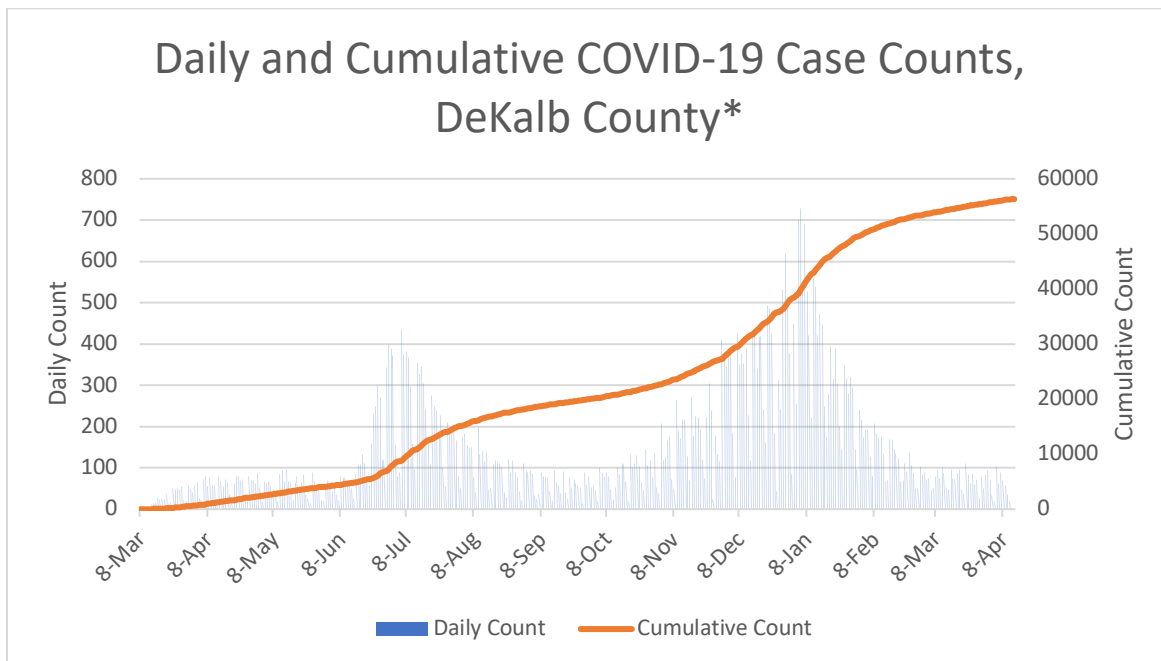
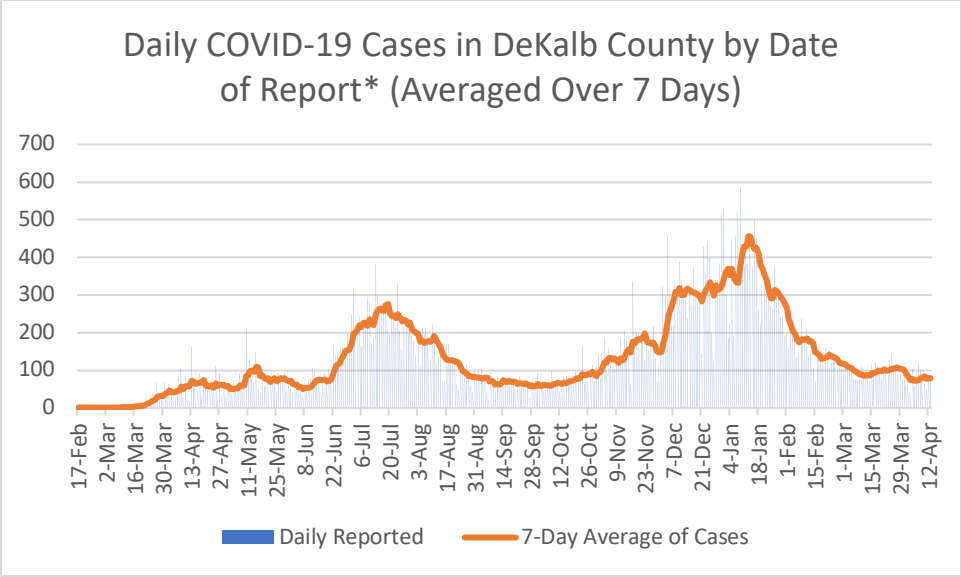


COVID-19 Epidemiology Report for DeKalb County April 14, 2021

- As of April 13, DeKalb County has reported 56,326 confirmed cases of 2019 novel coronavirus disease (COVID-19) and 898 confirmed COVID-19 deaths. An increase of 188 cases (+0.3%) and 4 deaths (+0.4%) since the last report on April 12.
- 906 COVID-19 cases (114 cases per 100,000 population) were diagnosed in the most recent 14-day period (3/25 – 4/7), a **12.0% DECREASE** from the previous 14-day period (3/11 – 3/24).
- Among all persons diagnosed with COVID-19 in DeKalb County, 7.9% needed hospitalization and 1.6% died.
- As of April 13, Georgia Department of Public Health reported that DeKalb County accounted for 6.5% of total number of COVID-19 cases in Georgia to date.
- As of April 13, Georgia Department of Public Health reported that DeKalb County has administered 272,421 vaccines, with 162,466 with at least one dose (22%) and 112,113 fully vaccinated (15%).



*Counts shown reflect the number of confirmed cases as of 4/13/21 using the date of diagnosis which is calculated by using the date of first positive sample collection. Where date of first positive sample collection were not available, the date of report creation in GA SENDSS was used instead. **Note: All data reported are preliminary and subject to change. Delays in data reporting may cause changes in data counts, particularly within the last week (shaded area).

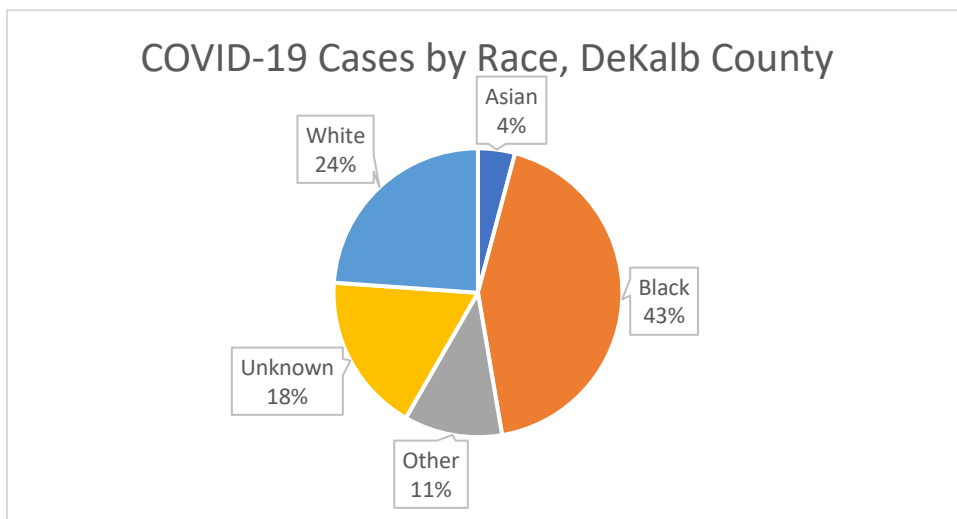


*Counts shown reflect the number of confirmed cases as of 4/13/21 using date of report creating in GA SendSS. All data reported are preliminary and subject to change.

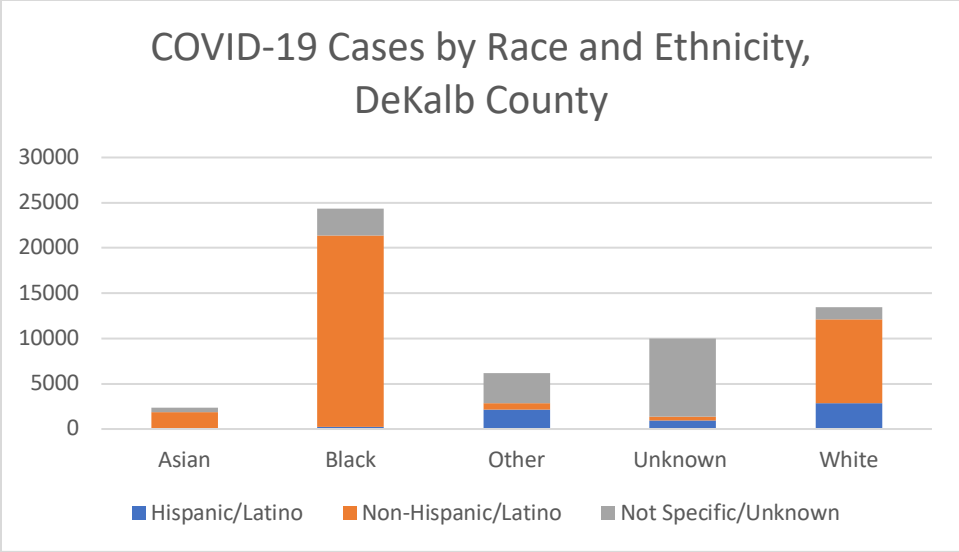
Demographic Distributions of COVID-19 Cases

Table 2. Demographics of COVID-19 Cases, DeKalb County, GA

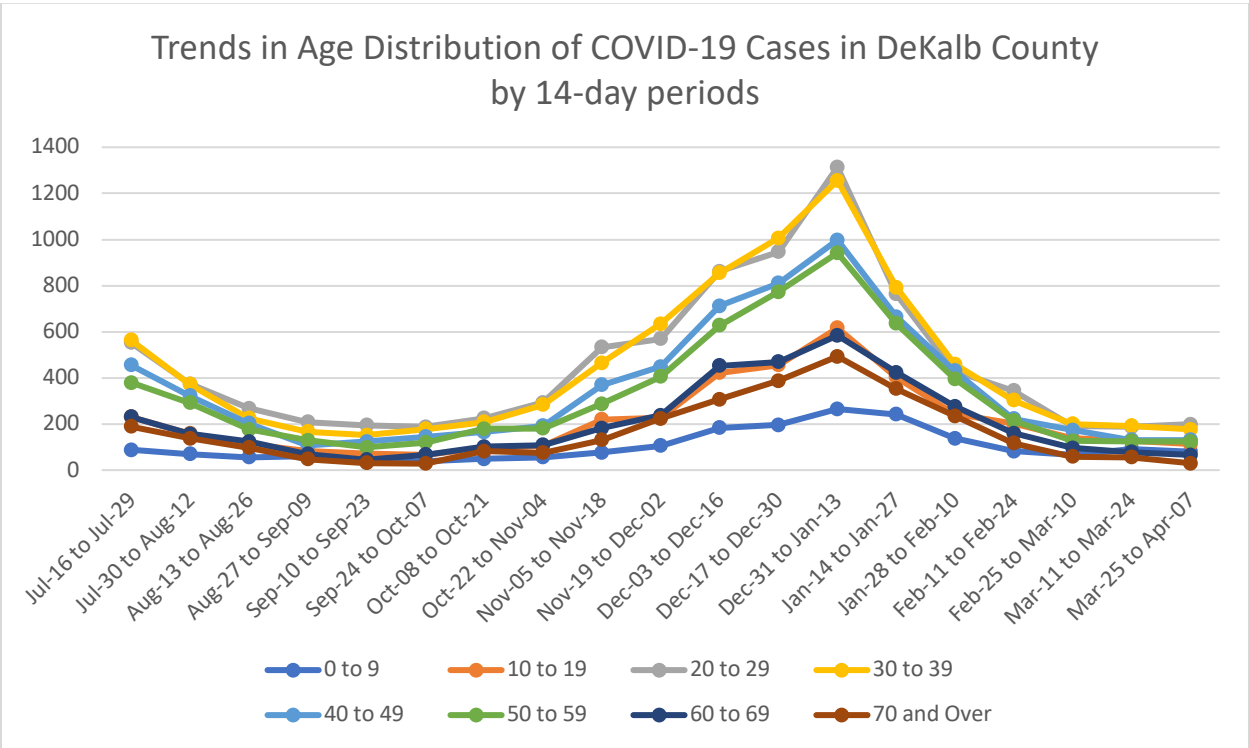
Demographics			
Gender		N	%
	Female	30366	53.9%
	Male	25381	45.1%
	Unknown	579	1.0%
Age			
	9 and Under	2265	4.0%
	10 to 19	4941	8.8%
	20 to 29	11444	20.3%
	30 to 39	11175	19.8%
	40 to 49	8888	15.8%
	50 to 59	8052	14.3%
	60 to 69	5117	9.1%
	70 and Over	4156	7.4%
	Unknown	288	0.5%
Race			
	Asian	2335	4.1%
	Black	24317	43.2%
	Other	6197	11.0%
	Unknown	10023	17.8%
	White	13454	23.9%
Ethnicity			
	Hispanic/Latino	6198	11.0%
	Non-Hispanic/Latino	33409	59.3%
	Not Specific/Unknown	16719	29.7%



*"Other" includes Native Hawaiian/Pacific Islander and American Indian/Native American

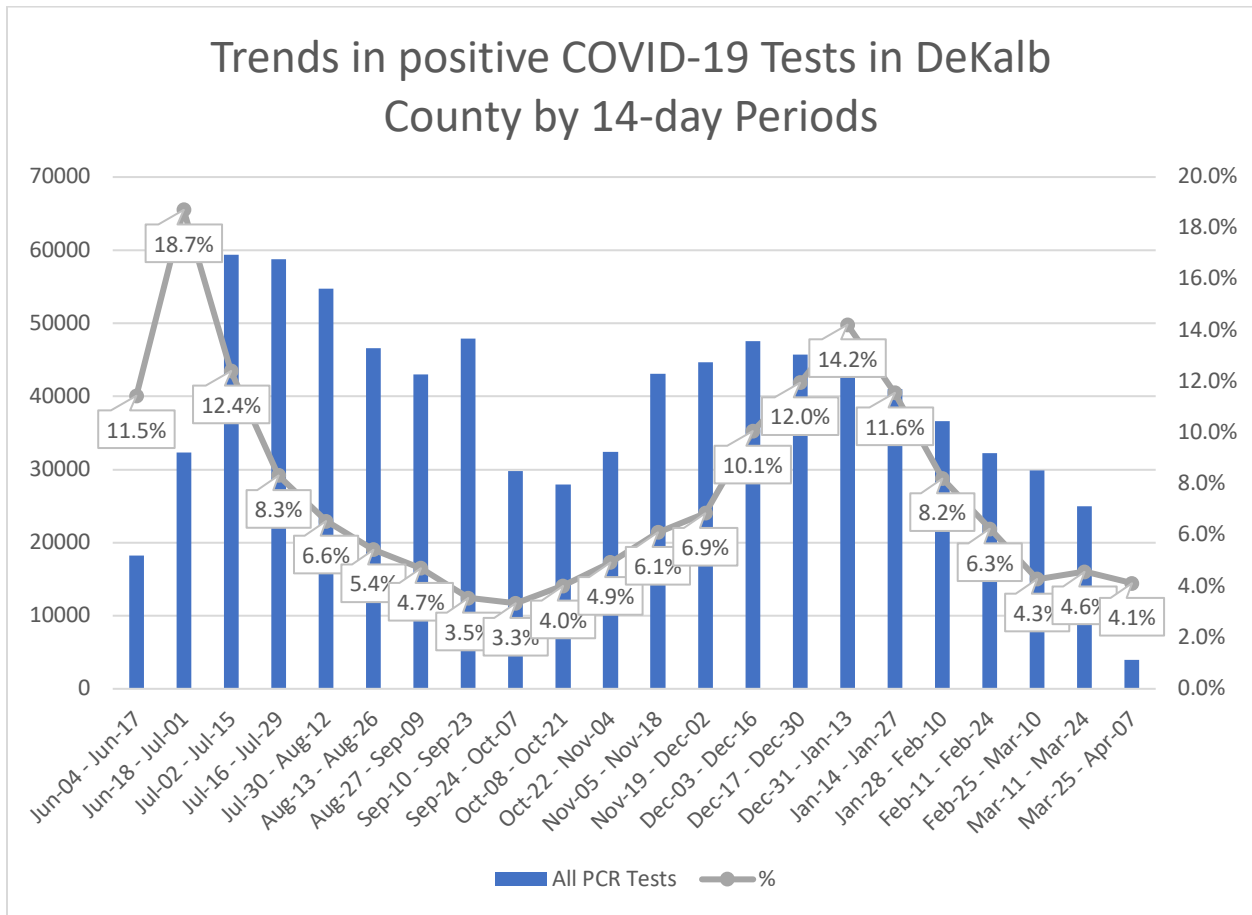


*"Other" includes Native Hawaiian/Pacific Islander and American Indian/Native American



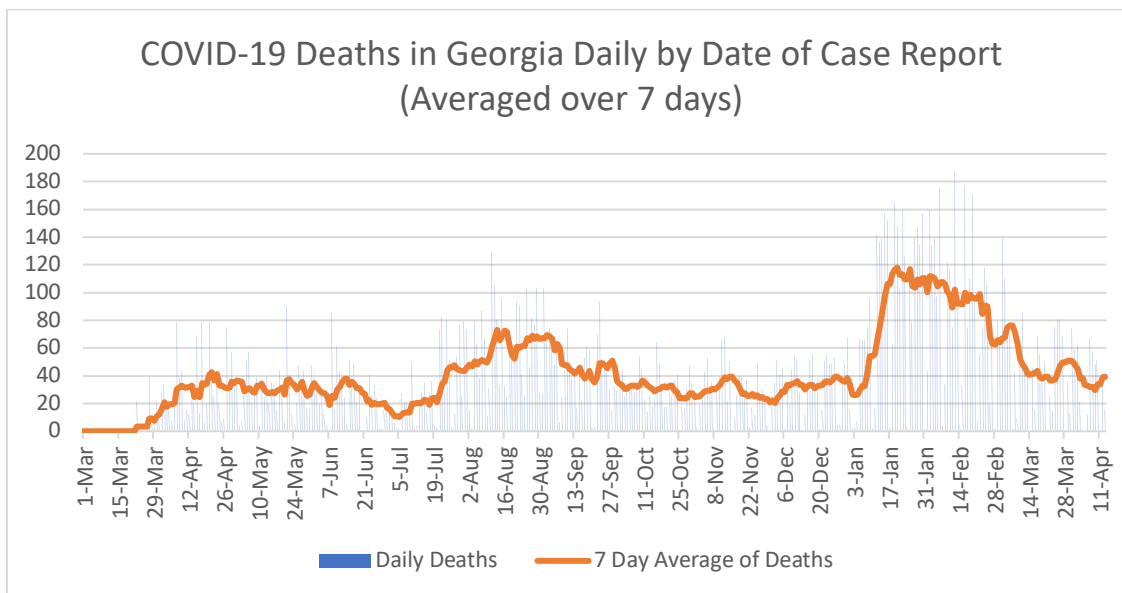
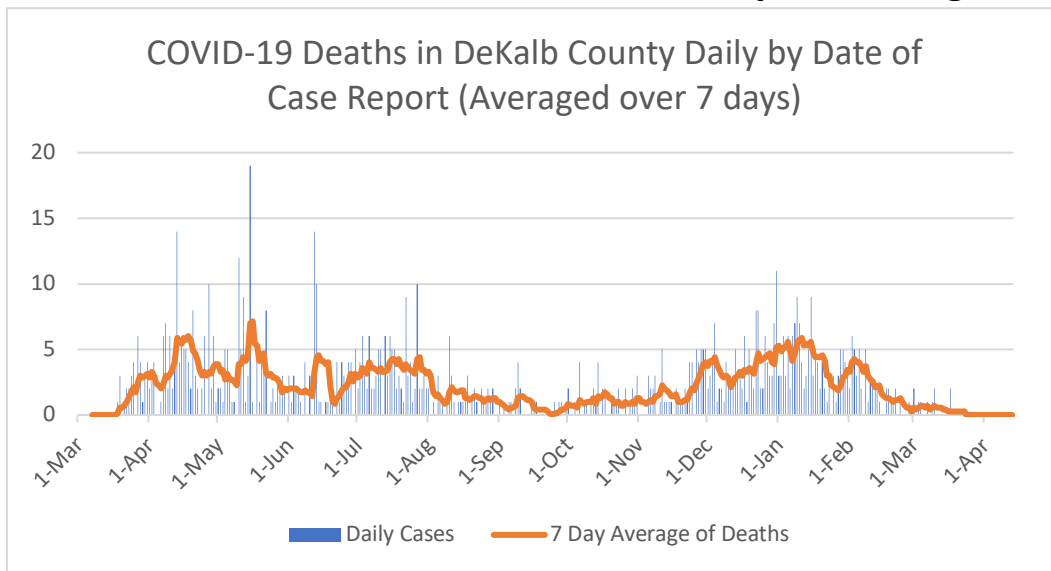
*Counts shown reflect the number of confirmed cases as of 4/13/21 using the date of first positive sample collection. Where date of first positive sample collection were not available, the date of report creation in GA SENDSS was used instead. All data reported are preliminary and subject to change

COVID-19 Testing and Positivity in DeKalb County



*Data as of 4/13/2021. Only data on Polymerase Chain Reaction (PCR) tests were included. All data reported are preliminary and subject to change

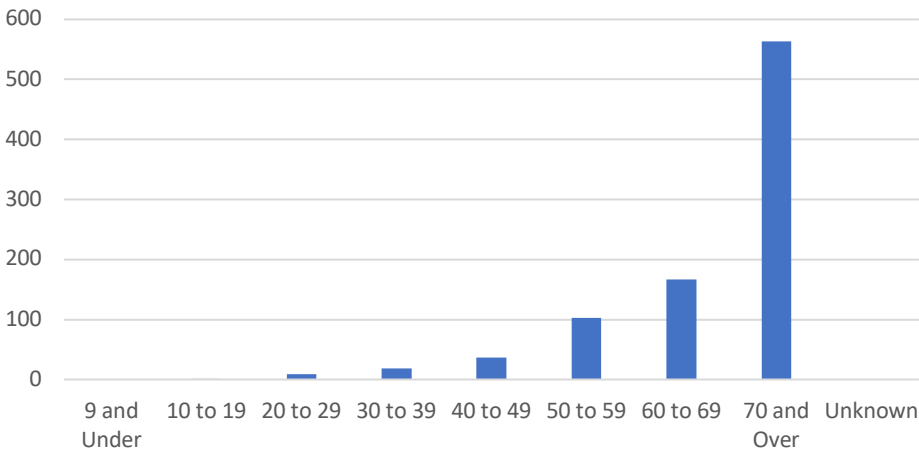
COVID-19 Related Deaths in DeKalb County and Georgia



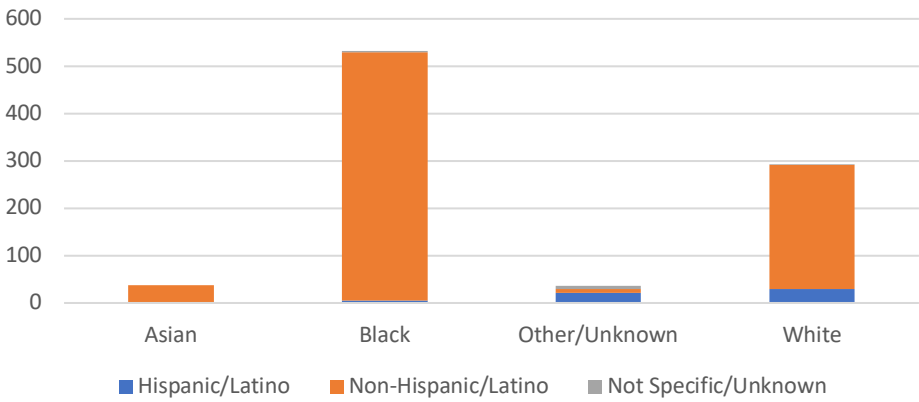
Note: Date of case reported used. All data reported are preliminary and subject to change.

Table 2. COVID-19 Related Hospitalizations/Deaths in DeKalb County, GA	Count	%
Hospitalization		
Needed Hospitalization	4437	7.9%
Not Known to Have Been Hospitalized	51889	92.1%
Deaths		
Died	898	1.6%

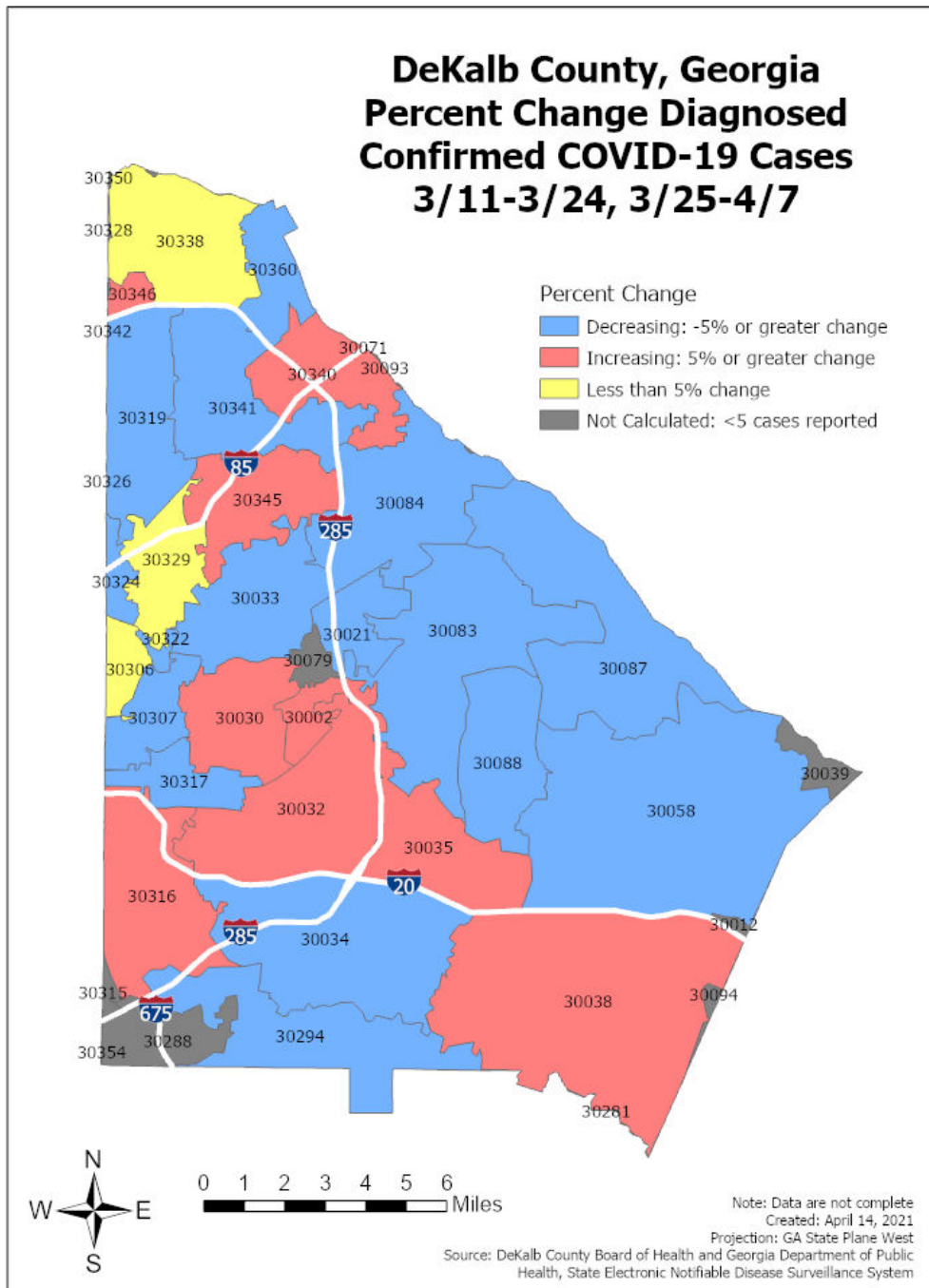
COVID-19 Related Deaths by Age, DeKalb County



COVID-19 Related Deaths by Race and Ethnicity, DeKalb County



Percent Change in COVID-19 Cases Between Two Most Recent 14-Day Periods*



*Note: Please see table below for more details on COVID-19 cases reported by zip code.

COVID-19 Case Counts by Zip Code

Table 3. COVID-19 Case Counts and Change in Two Most Recent 14-day Periods

Zip	Previous 4/11	Current 4/13	Percent of Total	Previous 14 Days 3/11-3/24	Recent 14 Days 3/25-4/7	Percent Change in 14-day periods
All DeKalb	56138	56326	100.0%	1050	924	-12.0%
30058	4351	4376	7.8%	77	69	-10.4%
30083	4033	4046	7.2%	65	60	-7.7%
30034	3653	3664	6.5%	72	62	-13.9%
30032	3499	3514	6.2%	64	80	25.0%
30319	3313	3320	5.9%	89	53	-40.4%
30038	3102	3111	5.5%	44	55	25.0%
30341	2753	2755	4.9%	37	34	-8.1%
30329	2526	2538	4.5%	44	42	-4.5%
30084	2454	2457	4.4%	29	23	-20.7%
30338	2366	2378	4.2%	60	62	3.3%
30340	2219	2223	3.9%	23	28	21.7%
30087	2079	2084	3.7%	46	15	-67.4%
30033	1852	1854	3.3%	40	32	-20.0%
30088	1828	1840	3.3%	51	28	-45.1%
30021	1761	1762	3.1%	24	12	-50.0%
30294	1605	1608	2.9%	41	23	-43.9%
30345	1581	1584	2.8%	18	27	50.0%
30035	1535	1538	2.7%	23	32	39.1%
30316	1519	1530	2.7%	20	27	35.0%
30030	1440	1450	2.6%	19	42	121.1%
30360	1108	1111	2.0%	12	5	-58.3%
30317	828	832	1.5%	22	13	-40.9%
30307	534	536	1.0%	21	11	-47.6%
30346	498	499	0.9%	14	19	35.7%
30306	453	455	0.8%	9	9	0.0%
30350	365	365	0.6%	5	0	-100.0%
30324	333	336	0.6%	10	8	-20.0%
30002	287	288	0.5%	7	10	42.9%
30288	261	262	0.5%	8	<5	-87.5%
30079	234	234	0.4%	5	<5	-80.0%
30322	138	138	0.2%	28	13	-53.6%
30039	55	57	0.1%	0	0	NA
30349	53	53	0.1%	<5	<5	0.0%
30328	52	52	0.1%	<5	<5	0.0%
30031	47	47	0.1%	<5	<5	0.0%
30094	42	42	0.1%	<5	<5	0.0%
30318	31	34	0.1%	0	0	NA

30072	32	33	0.1%		0	0	NA
30342	33	32	0.1%		0	0	NA
30012	29	29	0.1%		0	0	NA
30085	27	27	0.0%		0	0	NA
30047	25	26	0.0%		0	0	NA
30301	26	26	0.0%	<5		0	-100.0%
30016	21	21	0.0%		0	0	NA
30086	20	21	0.0%	<5		0	-100.0%
30037	20	20	0.0%		0	0	NA
30074	19	20	0.0%		0	0	NA
30036	19	19	0.0%		0	0	NA
30093	18	18	0.0%		0	0	NA
30092	17	17	0.0%		0	0	NA
30321	14	15	0.0%	<5		<5	0.0%
30312	14	14	0.0%		0	0	NA
30331	14	14	0.0%		0	0	NA
30013	13	13	0.0%		0	0	NA
30305	13	13	0.0%		0	0	NA
30315	13	13	0.0%		0	0	NA
30337	13	13	0.0%		0	0	NA
30359	13	13	0.0%		0	0	NA
30022	12	12	0.0%		0	0	NA
30044	12	12	0.0%		0	0	NA
30308	12	12	0.0%		0	0	NA
30314	12	12	0.0%		0	0	NA
30362	12	12	0.0%		0	0	NA
30052	11	11	0.0%		0	0	NA
30332	11	11	0.0%		0	0	NA
30334	11	11	0.0%		0	0	NA
30043	10	10	0.0%		0	0	NA
30046	10	10	0.0%		0	0	NA
30096	10	10	0.0%		0	0	NA
30281	10	10	0.0%		0	0	NA
30303	10	10	0.0%		0	0	NA
30333	10	10	0.0%	<5		0	-100.0%
30374	10	10	0.0%		0	0	NA
30060	9	9	0.0%		0	0	NA
30366	9	9	0.0%		0	0	NA
30071	8	8	0.0%		0	0	NA
30309	8	8	0.0%		0	0	NA
30326	8	8	0.0%		0	0	NA
30024	7	7	0.0%		0	0	NA
30045	7	7	0.0%		0	0	NA

30078	7	7	0.0%	0	0	NA
30135	7	7	0.0%	0	0	NA
30228	7	7	0.0%	0	0	NA
30310	7	7	0.0%	0	0	NA
30339	7	7	0.0%	0	0	NA
30354	7	7	0.0%	0	0	NA
30356	7	7	0.0%	0	0	NA
30014	6	6	0.0%	0	0	NA
30330	6	6	0.0%	0	0	NA
30344	6	6	0.0%	0	0	NA
30005	5	5	0.0%	0	0	NA
30076	5	5	0.0%	0	0	NA
30080	5	5	0.0%	0	0	NA
30213	5	5	0.0%	0	0	NA
30252	5	5	0.0%	0	0	NA
30297	5	5	0.0%	0	0	NA
30302	5	5	0.0%	0	0	NA
30304	5	5	0.0%	0	0	NA
30320	5	5	0.0%	0	0	NA
30327	4	5	0.0%	<5	<5	0.0%
31141	5	5	0.0%	0	0	NA
31146	5	5	0.0%	0	0	NA
Unknown	363	360	0.6%	5	<5	-60.0%

*In order to account for reporting lag of new diagnoses, the 14-day periods were calculated from a week prior. Data cleaning may lead to reassignment of cases from one territory to another based on corrected addresses which may appear as “decreases” when compared to previous counts. Zip codes with fewer than 5 cases reported were omitted from the table.