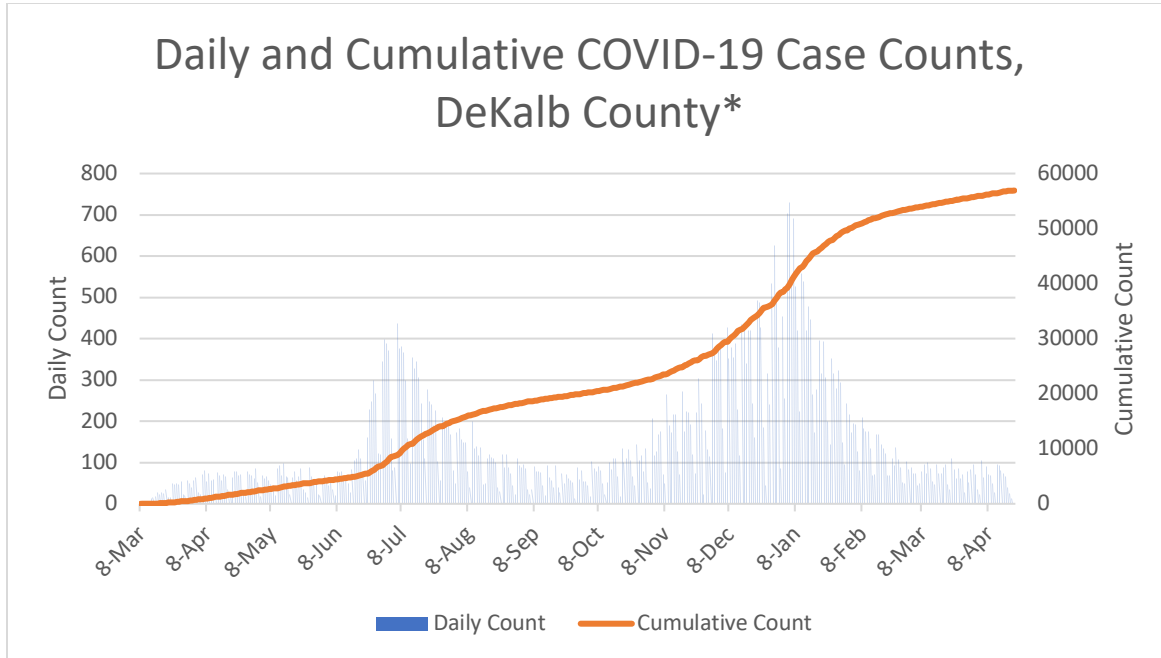
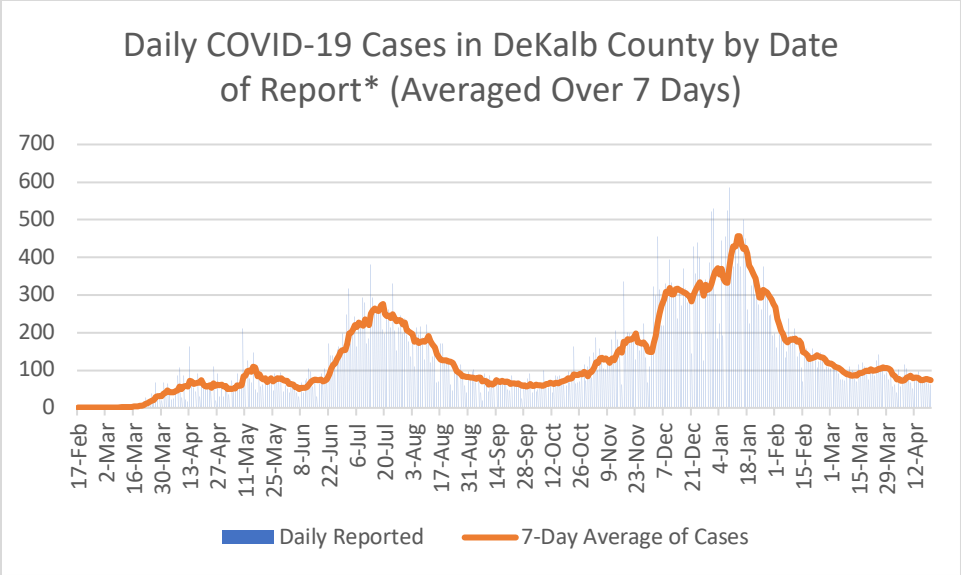


COVID-19 Epidemiology Report for DeKalb County April 21, 2021

- As of April 20, DeKalb County has reported 56,917 confirmed cases of 2019 novel coronavirus disease (COVID-19) and 903 confirmed COVID-19 deaths. An increase of 145 cases (+0.3%) and 0 deaths (+0.0%) since the last report on April 19.
- 962 COVID-19 cases (121 cases per 100,000 population) were diagnosed in the most recent 14-day period (4/1 – 4/14), a **LESS THAN 5% CHANGE** from the previous 14-day period (3/18 – 3/31).
- Among all persons diagnosed with COVID-19 in DeKalb County, 7.9% needed hospitalization and 1.6% died.
- As of April 20, Georgia Department of Public Health reported that DeKalb County accounted for 6.5% of total number of COVID-19 cases in Georgia to date.
- As of April 20, Georgia Department of Public Health reported that DeKalb County has administered 296,592 vaccines, with 165,758 with at least one dose (22%) and 132,028 fully vaccinated (18%).



*Counts shown reflect the number of confirmed cases as of 4/20/21 using the date of diagnosis which is calculated by using the date of first positive sample collection. Where date of first positive sample collection were not available, the date of report creation in GA SENDSS was used instead. **Note: All data reported are preliminary and subject to change. Delays in data reporting may cause changes in data counts, particularly within the last week (shaded area).

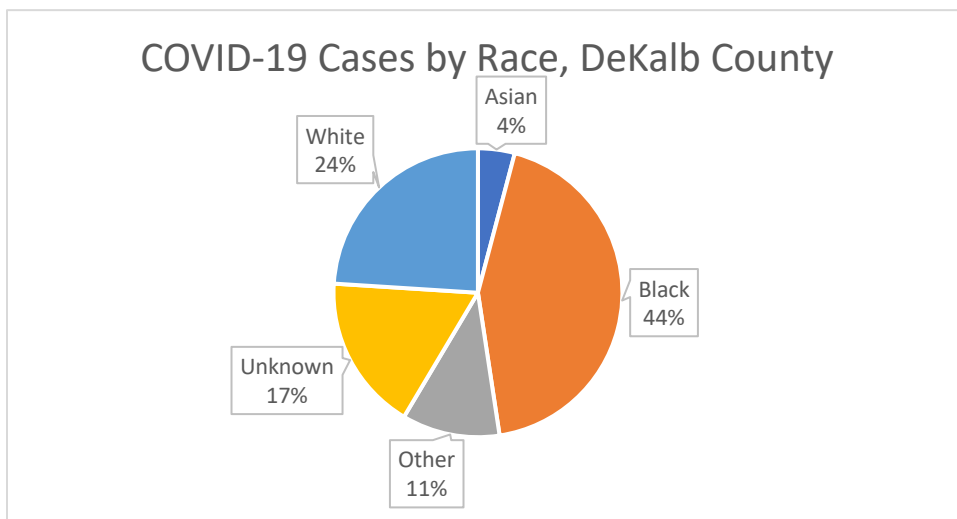


*Counts shown reflect the number of confirmed cases as of 4/20/21 using date of report creating in GA SendSS. All data reported are preliminary and subject to change.

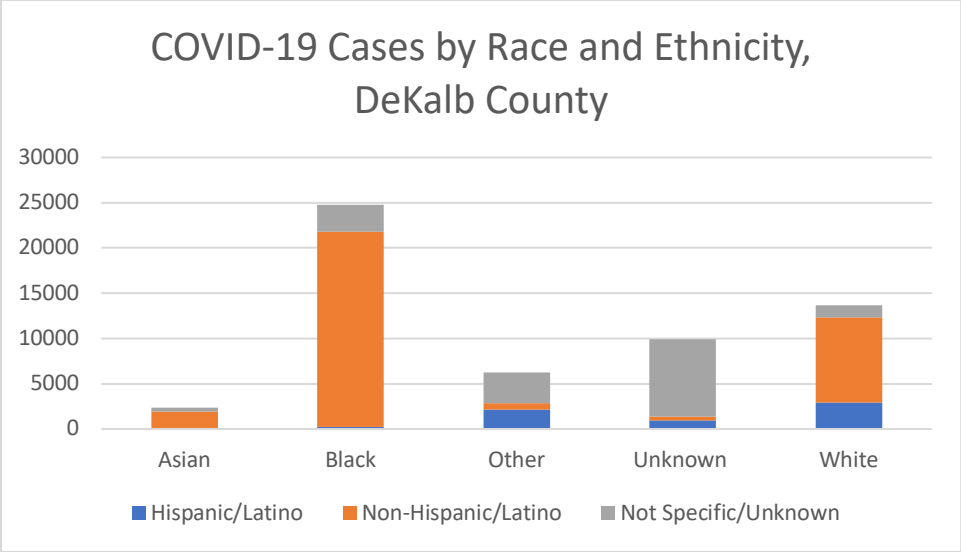
Demographic Distributions of COVID-19 Cases

Table 2. Demographics of COVID-19 Cases, DeKalb County, GA

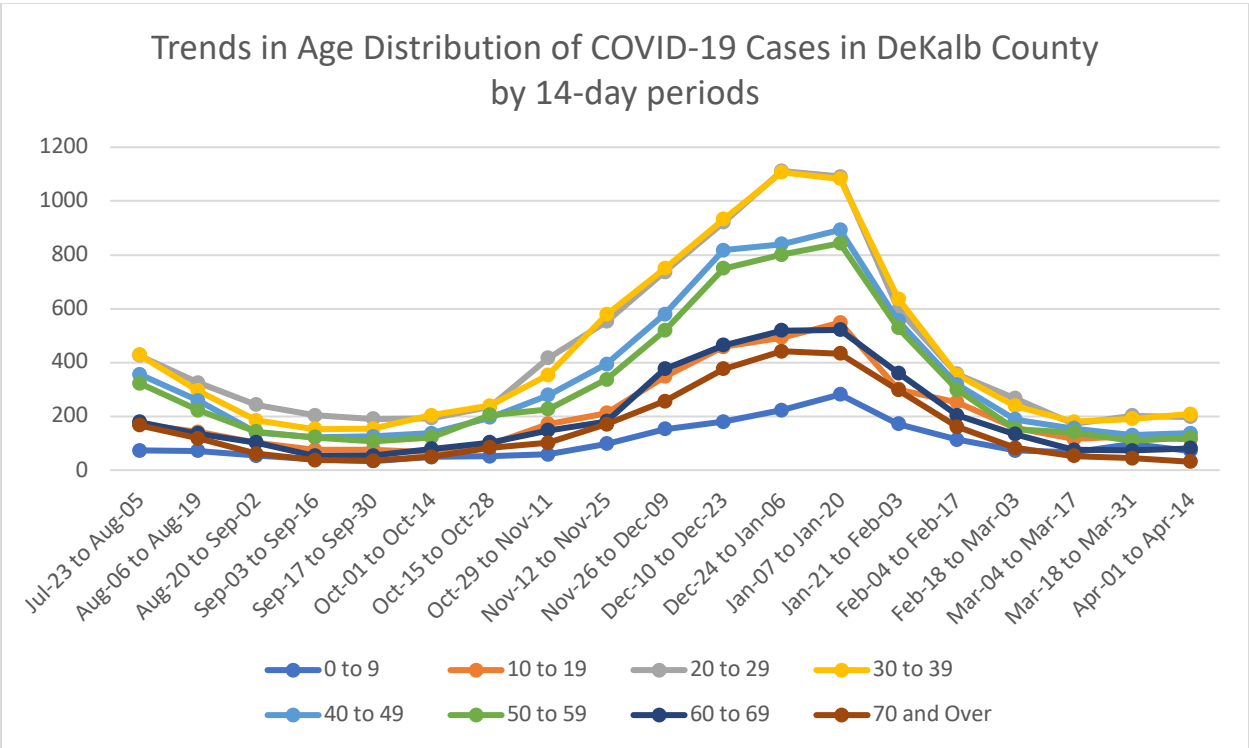
Demographics			
Gender		N	%
	Female	30692	53.9%
	Male	25638	45.0%
	Unknown	587	1.0%
Age			
	9 and Under	2299	4.0%
	10 to 19	5027	8.8%
	20 to 29	11565	20.3%
	30 to 39	11292	19.8%
	40 to 49	8972	15.8%
	50 to 59	8127	14.3%
	60 to 69	5169	9.1%
	70 and Over	4182	7.3%
	Unknown	284	0.5%
Race			
	Asian	2342	4.1%
	Black	24750	43.5%
	Other	6236	11.0%
	Unknown	9935	17.5%
	White	13654	24.0%
Ethnicity			
	Hispanic/Latino	6280	11.0%
	Non-Hispanic/Latino	33997	59.7%
	Not Specific/Unknown	16640	29.2%



*"Other" includes Native Hawaiian/Pacific Islander and American Indian/Native American

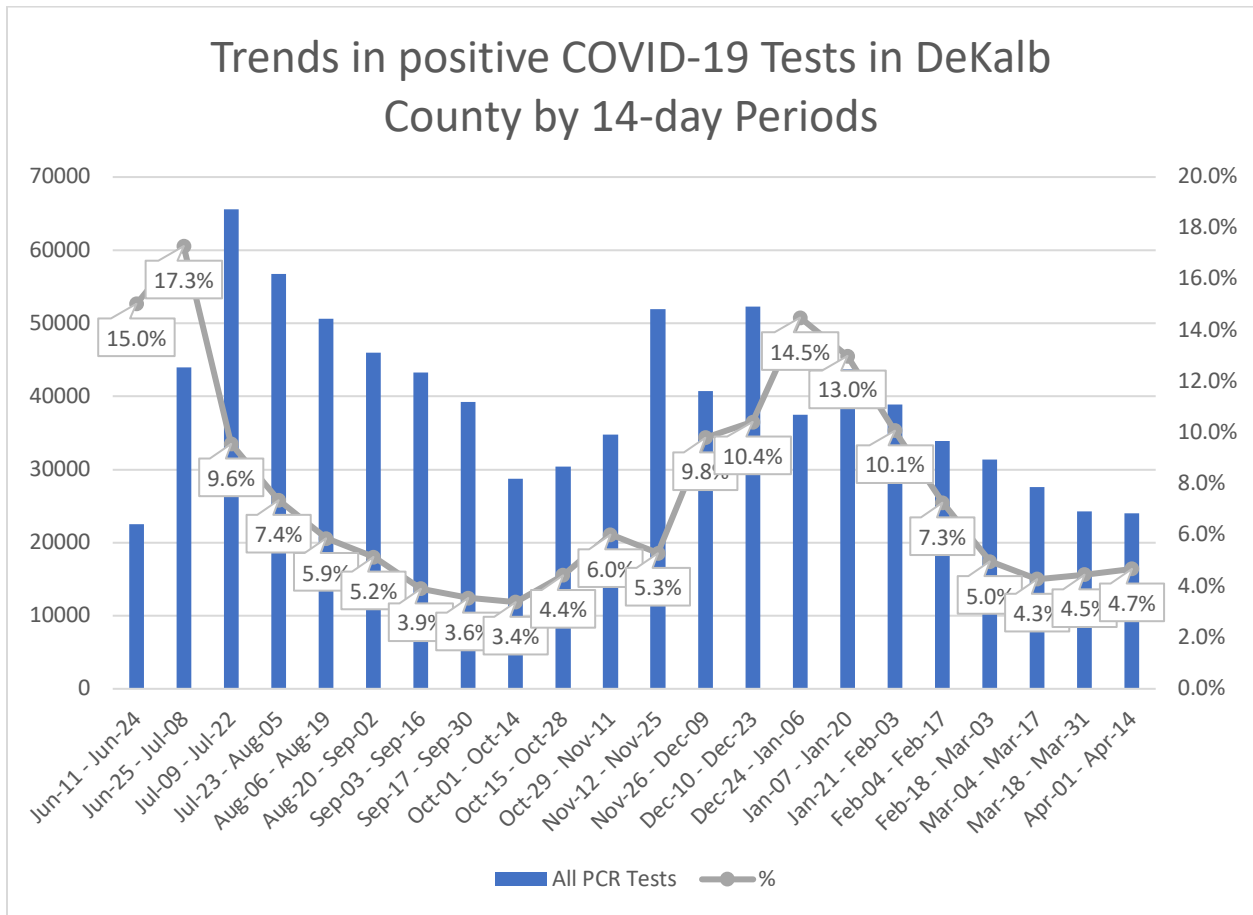


*"Other" includes Native Hawaiian/Pacific Islander and American Indian/Native American



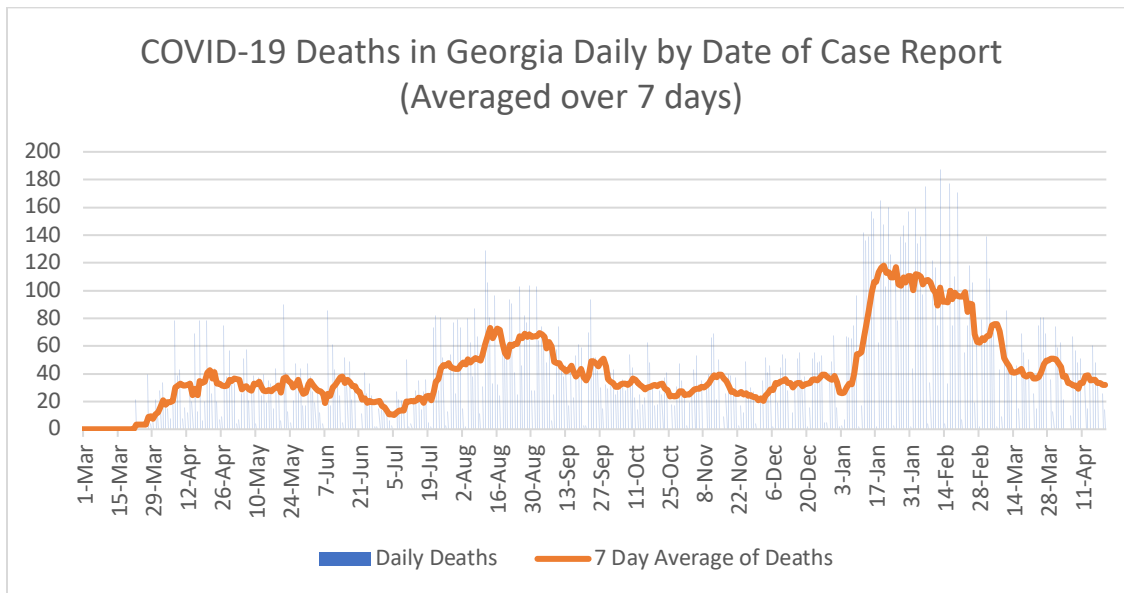
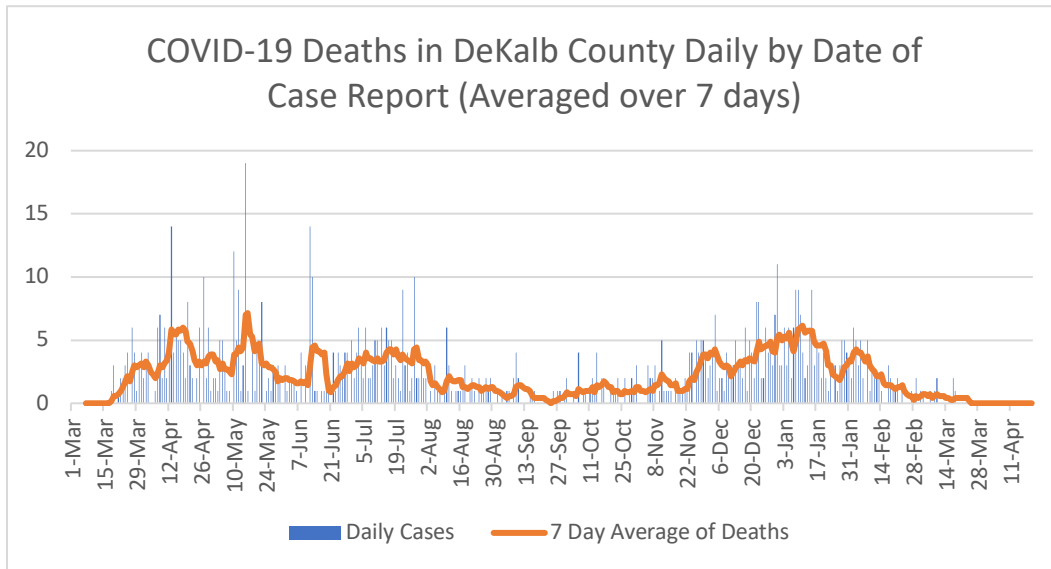
*Counts shown reflect the number of confirmed cases as of 4/20/21 using the date of first positive sample collection. Where date of first positive sample collection were not available, the date of report creation in GA SENDSS was used instead. All data reported are preliminary and subject to change

COVID-19 Testing and Positivity in DeKalb County



*Data as of 4/20/2021. Only data on Polymerase Chain Reaction (PCR) tests were included. All data reported are preliminary and subject to change

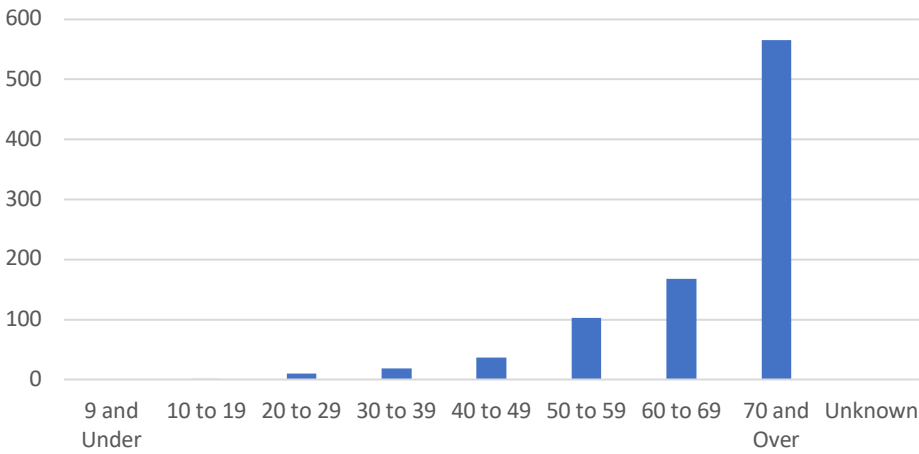
COVID-19 Related Deaths in DeKalb County and Georgia



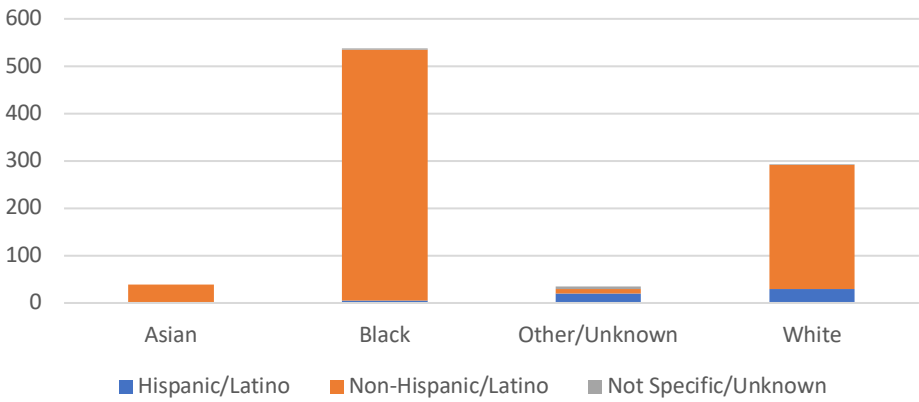
Note: Date of case reported used. All data reported are preliminary and subject to change.

Table 2. COVID-19 Related Hospitalizations/Deaths in DeKalb County, GA	Count	%
Hospitalization		
Needed Hospitalization	4499	7.9%
Not Known to Have Been Hospitalized	52418	92.1%
Deaths		
Died	903	1.6%

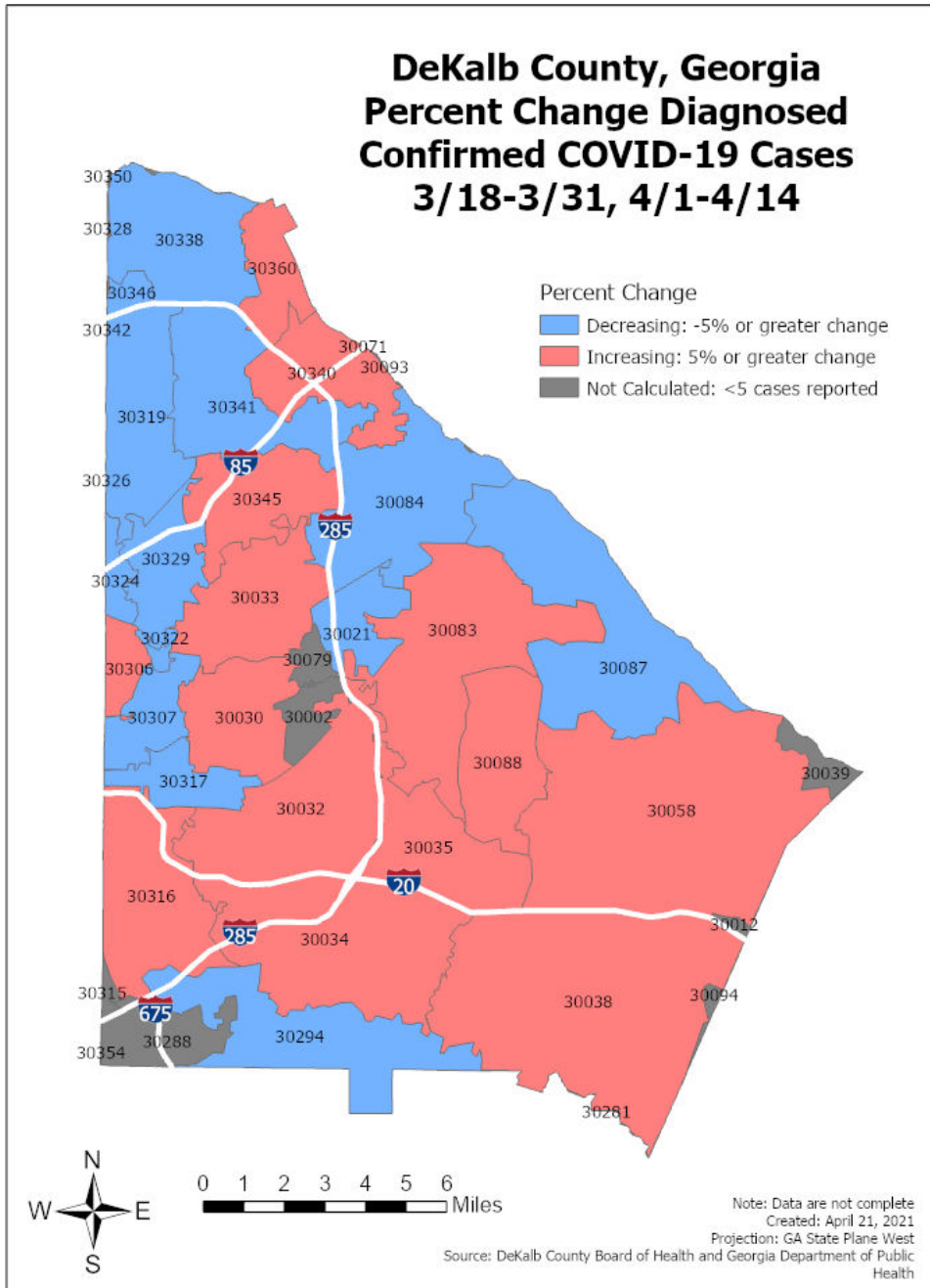
COVID-19 Related Deaths by Age, DeKalb County



COVID-19 Related Deaths by Race and Ethnicity, DeKalb County



Percent Change in COVID-19 Cases Between Two Most Recent 14-Day Periods*



*Note: Please see table below for more details on COVID-19 cases reported by zip code.

COVID-19 Case Counts by Zip Code

Table 3. COVID-19 Case Counts and Change in Two Most Recent 14-day Periods

Zip	Previous 4/18	Current 4/20	Percent of Total	Previous 14 Days 3/18-3/31	Recent 14 Days 4/1-4/14	Percent Change in 14-day periods
All DeKalb	56772	56917	100.0%	980	962	-1.8%
30058	4430	4447	7.8%	79	99	25.3%
30083	4083	4098	7.2%	57	66	15.8%
30034	3696	3709	6.5%	70	76	8.6%
30032	3533	3549	6.2%	67	88	31.3%
30319	3341	3348	5.9%	75	38	-49.3%
30038	3140	3150	5.5%	47	57	21.3%
30341	2760	2763	4.9%	43	19	-55.8%
30329	2552	2554	4.5%	41	35	-14.6%
30084	2468	2471	4.3%	25	16	-36.0%
30338	2395	2398	4.2%	71	35	-50.7%
30340	2237	2240	3.9%	22	27	22.7%
30087	2094	2101	3.7%	35	17	-51.4%
30033	1870	1875	3.3%	28	35	25.0%
30088	1866	1869	3.3%	40	42	5.0%
30021	1766	1768	3.1%	15	10	-33.3%
30294	1635	1642	2.9%	32	30	-6.3%
30345	1598	1601	2.8%	22	29	31.8%
30035	1566	1571	2.8%	25	40	60.0%
30316	1541	1543	2.7%	22	26	18.2%
30030	1452	1455	2.6%	23	40	73.9%
30360	1121	1126	2.0%	7	15	114.3%
30317	836	837	1.5%	18	12	-33.3%
30307	544	544	1.0%	15	12	-20.0%
30346	507	508	0.9%	17	14	-17.6%
30306	461	462	0.8%	8	11	37.5%
30350	365	365	0.6%	<5	<5	0.0%
30324	337	337	0.6%	8	6	-25.0%
30002	289	290	0.5%	<5	11	175.0%
30288	264	265	0.5%	7	<5	-42.9%
30079	235	235	0.4%	<5	<5	0.0%
30322	143	144	0.3%	27	8	-70.4%
30039	57	57	0.1%	0	0	NA
30349	54	55	0.1%	<5	<5	100.0%
30328	52	52	0.1%	<5	<5	0.0%
30031	47	48	0.1%	<5	0	-100.0%
30094	42	42	0.1%	<5	0	-100.0%
30318	34	34	0.1%	<5	<5	0.0%

30072	33	33	0.1%		0	0	NA
30342	32	32	0.1%		0	0	NA
30012	29	30	0.1%		0	0	NA
30047	27	27	0.0%		0	0	NA
30085	27	27	0.0%		0	0	NA
30301	26	26	0.0%	<5		0	-100.0%
30016	21	21	0.0%		0	0	NA
30074	21	21	0.0%		0	0	NA
30086	21	21	0.0%	<5		<5	0.0%
30037	20	20	0.0%	<5		0	-100.0%
30036	19	19	0.0%		0	0	NA
30093	18	18	0.0%		0	0	NA
30092	17	17	0.0%		0	0	NA
30321	16	16	0.0%	<5		<5	100.0%
30337	15	15	0.0%		0	0	NA
30312	14	14	0.0%	<5		<5	0.0%
30331	14	14	0.0%		0	0	NA
30359	14	14	0.0%		0	0	NA
30013	13	13	0.0%		0	0	NA
30305	13	13	0.0%		0	0	NA
30315	13	13	0.0%		0	0	NA
30022	12	12	0.0%		0	0	NA
30044	12	12	0.0%		0	0	NA
30308	12	12	0.0%		0	0	NA
30314	12	12	0.0%		0	0	NA
30333	12	12	0.0%	<5		<5	-50.0%
30362	12	12	0.0%		0	0	NA
30043	11	11	0.0%		0	0	NA
30045	10	11	0.0%		0	0	NA
30046	11	11	0.0%		0	0	NA
30052	11	11	0.0%		0	0	NA
30332	11	11	0.0%		0	0	NA
30334	11	11	0.0%		0	0	NA
30096	10	10	0.0%	<5		0	-100.0%
30281	10	10	0.0%		0	0	NA
30303	10	10	0.0%		0	0	NA
30374	10	10	0.0%		0	0	NA
30060	9	9	0.0%		0	0	NA
30309	9	9	0.0%		0	0	NA
30366	9	9	0.0%		0	0	NA
30071	8	8	0.0%		0	0	NA
30326	8	8	0.0%		0	0	NA
30024	7	7	0.0%		0	0	NA

30078	7	7	0.0%	0	0	NA
30135	7	7	0.0%	0	0	NA
30228	7	7	0.0%	0	0	NA
30310	7	7	0.0%	0	0	NA
30339	7	7	0.0%	0	0	NA
30354	7	7	0.0%	0	0	NA
30356	7	7	0.0%	0	0	NA
30014	6	6	0.0%	0	0	NA
30330	6	6	0.0%	0	0	NA
30344	6	6	0.0%	0	0	NA
30005	5	5	0.0%	0	0	NA
30076	5	5	0.0%	0	0	NA
30080	5	5	0.0%	0	0	NA
30213	5	5	0.0%	0	0	NA
30252	5	5	0.0%	0	0	NA
30297	5	5	0.0%	0	0	NA
30302	5	5	0.0%	0	0	NA
30304	5	5	0.0%	0	0	NA
30320	5	5	0.0%	0	0	NA
30327	5	5	0.0%	<5	<5	0.0%
30355	5	5	0.0%	0	0	NA
31141	5	5	0.0%	0	0	NA
31146	5	5	0.0%	0	0	NA
Unknown	348	351	0.6%	<5	<5	0.0%

*In order to account for reporting lag of new diagnoses, the 14-day periods were calculated from a week prior. Data cleaning may lead to reassignment of cases from one territory to another based on corrected addresses which may appear as “decreases” when compared to previous counts. Zip codes with fewer than 5 cases reported were omitted from the table.