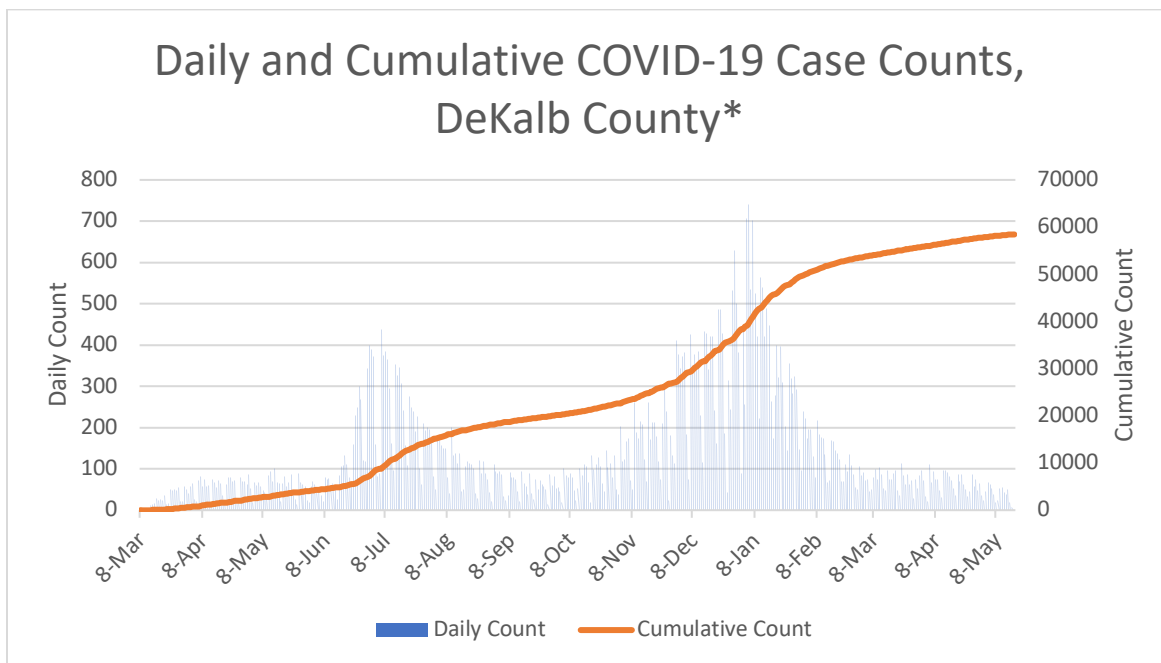
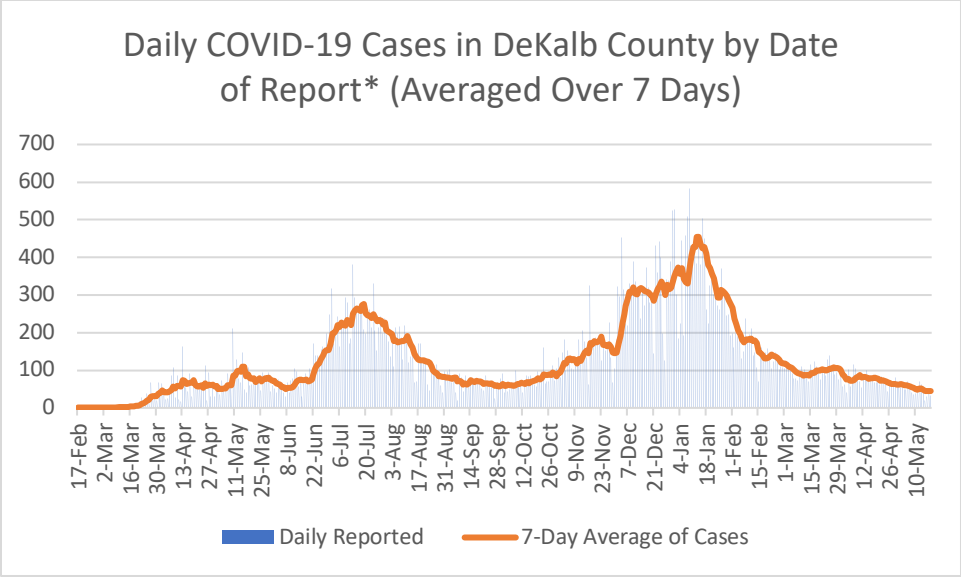


Summary

- As of May 18, DeKalb County has reported 58,442 confirmed cases of 2019 novel coronavirus disease (COVID-19) and 951 confirmed COVID-19 deaths. An increase of 100 cases (+0.2%) and 2 deaths (+0.2%) since the last report on May 17.
- 629 COVID-19 cases (79 cases per 100,000 population) were diagnosed in the most recent 14 day period (4/29 – 5/12), a **30.1% DECREASE** from the previous 14 day period (4/15 – 4/28).
- Among all persons diagnosed with COVID-19 in DeKalb County, 8.0% needed hospitalization and 1.6% died.
- As of May 18, Georgia Department of Public Health reported that DeKalb County accounted for 6.6% of total number of COVID-19 cases in Georgia to date.
- As of May 18, Georgia Department of Public Health reported that DeKalb County has administered 496,592 vaccines, with 279,053 with at least one dose (37%) and 221,866 fully vaccinated (30%).



*Counts shown reflect the number of confirmed cases as of 5/18/21 using the date of diagnosis which is calculated by using the date of first positive sample collection. Where date of first positive sample collection were not available, the date of report creation in GA SENDSS was used instead. **Note: All data reported are preliminary and subject to change. Delays in data reporting may cause changes in data counts, particularly within the last week (shaded area).

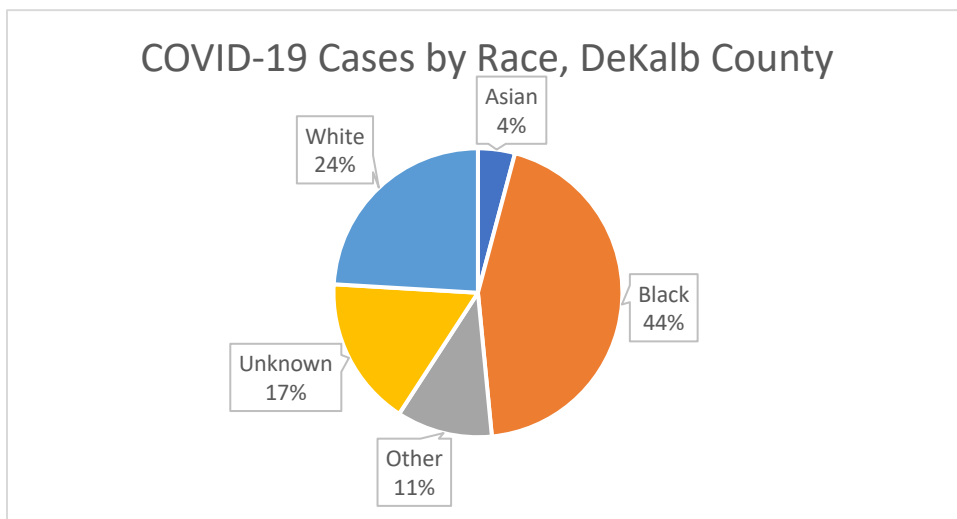


*Counts shown reflect the number of confirmed cases as of 5/18/21 using date of report creating in GA SendSS. All data reported are preliminary and subject to change.

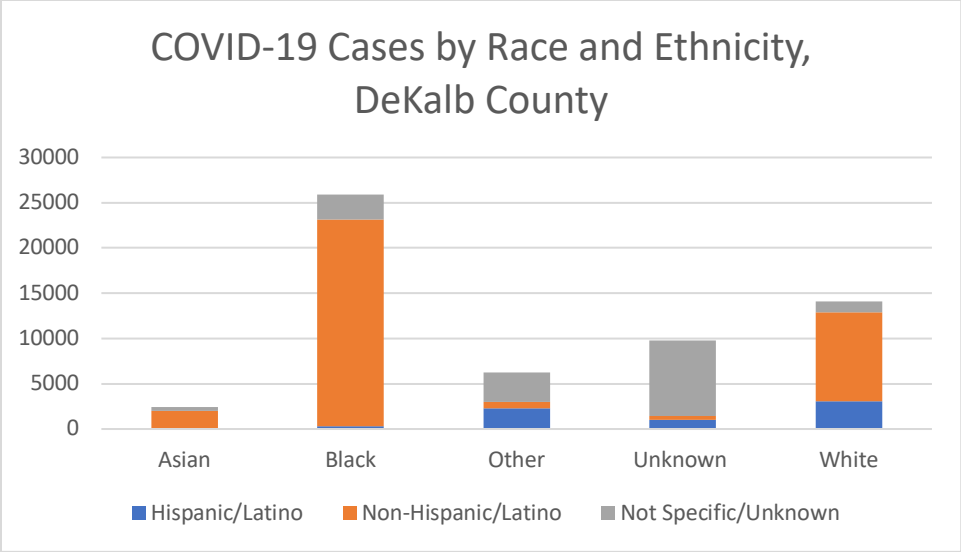
Demographic Distributions of COVID-19 Cases

Table 2. Demographics of COVID-19 Cases, DeKalb County, GA

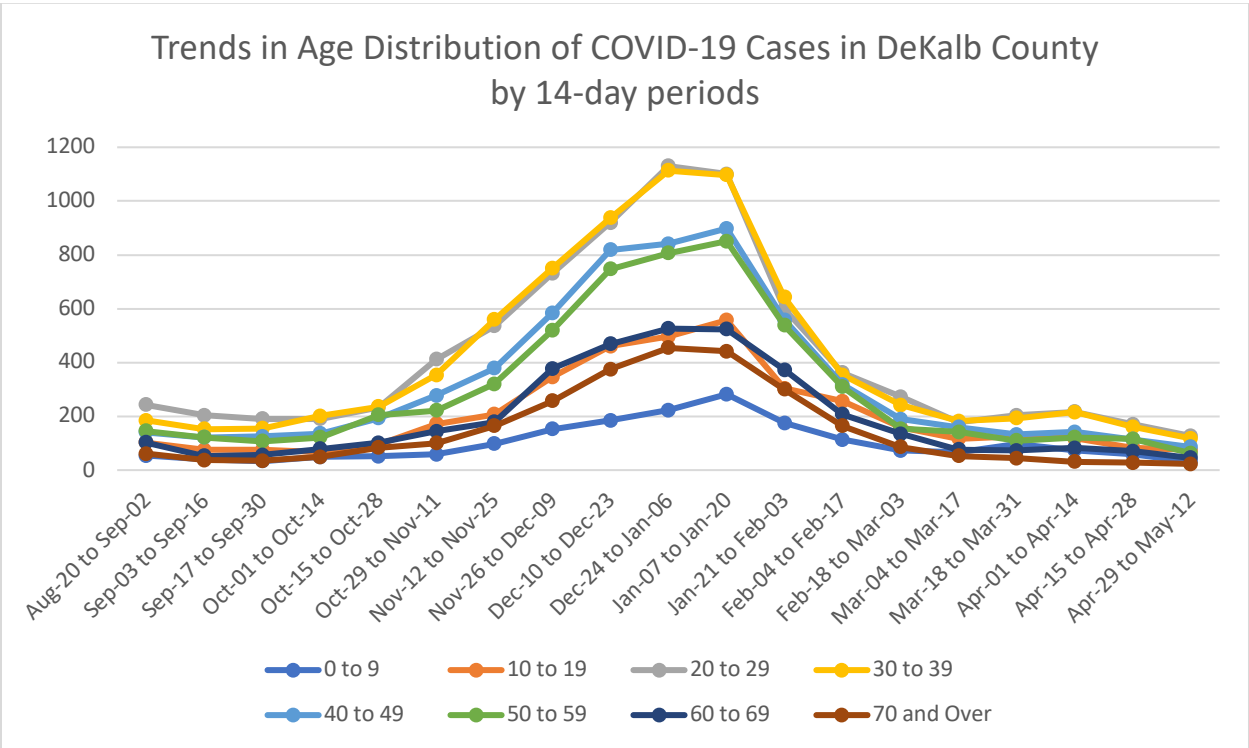
Demographics			
Gender		N	%
	Female	31551	54.0%
	Male	26316	45.0%
	Unknown	575	1.0%
Age			
	9 and Under	2396	4.1%
	10 to 19	5207	8.9%
	20 to 29	11927	20.4%
	30 to 39	11623	19.9%
	40 to 49	9196	15.7%
	50 to 59	8343	14.3%
	60 to 69	5313	9.1%
	70 and Over	4266	7.3%
	Unknown	171	0.3%
Race			
	Asian	2421	4.1%
	Black	25898	44.3%
	Other	6268	10.7%
	Unknown	9793	16.8%
	White	14062	24.1%
Ethnicity			
	Hispanic/Latino	6589	11.3%
	Non-Hispanic/Latino	35876	61.4%
	Not Specific/Unknown	15977	27.3%



*"Other" includes Native Hawaiian/Pacific Islander and American Indian/Native American

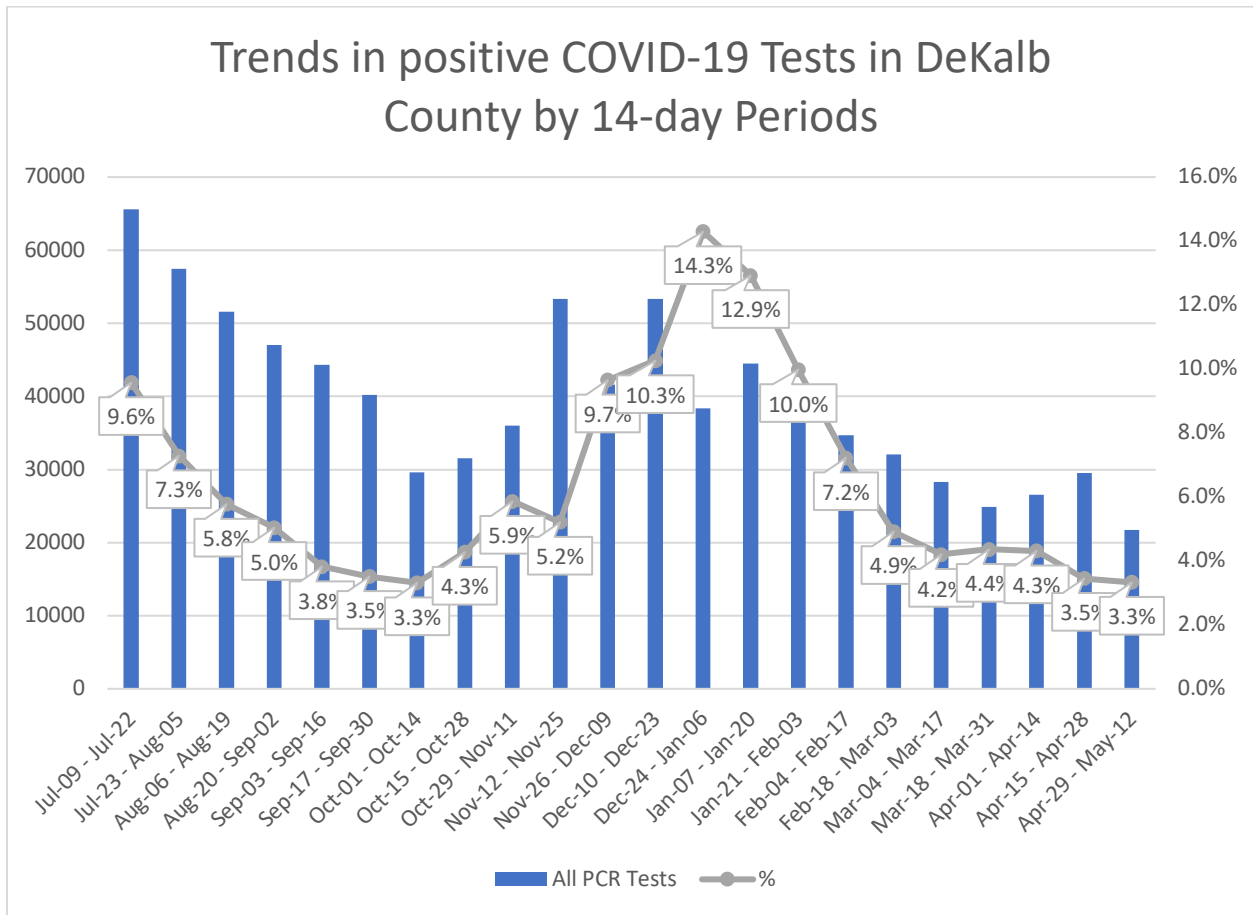


*"Other" includes Native Hawaiian/Pacific Islander and American Indian/Native American



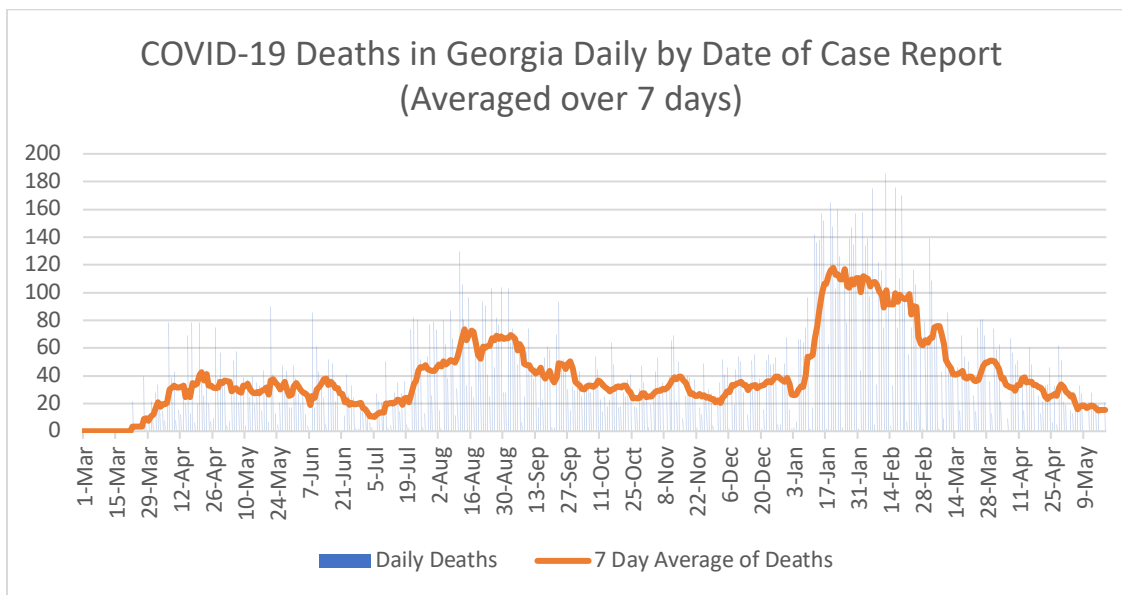
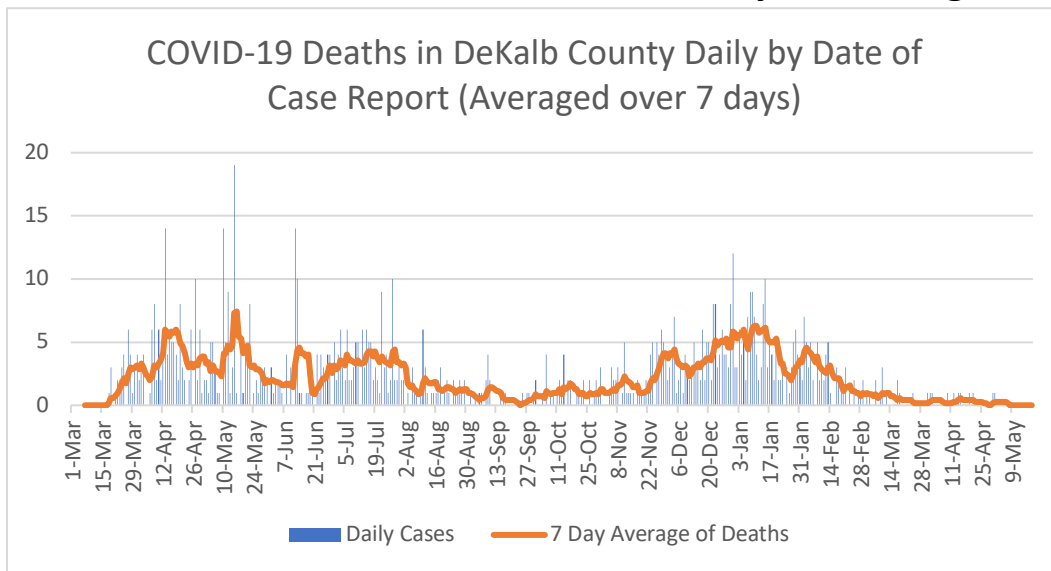
*Counts shown reflect the number of confirmed cases as of 5/18/21 using the date of first positive sample collection. Where date of first positive sample collection were not available, the date of report creation in GA SENDSS was used instead. All data reported are preliminary and subject to change

COVID-19 Testing and Positivity in DeKalb County



*Data as of 5/18/2021. Only data on Polymerase Chain Reaction (PCR) tests were included. All data reported are preliminary and subject to change

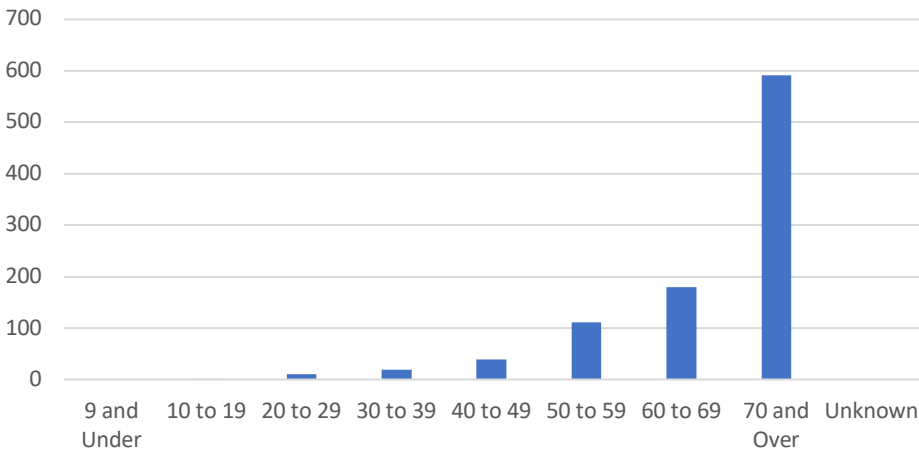
COVID-19 Related Deaths in DeKalb County and Georgia



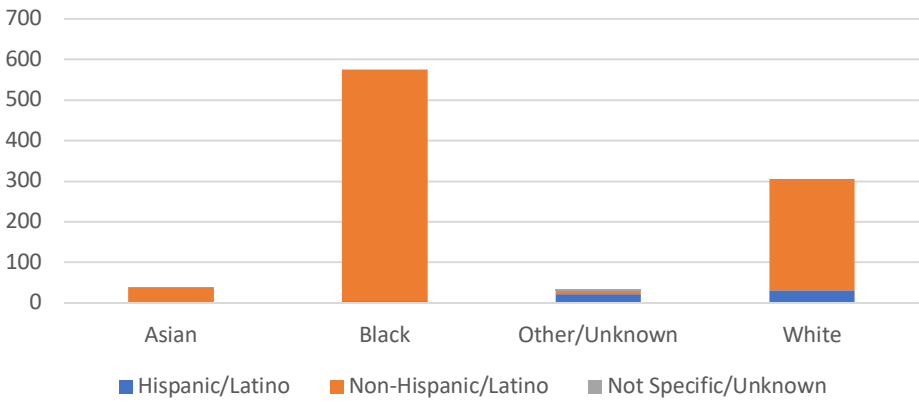
Note: Date of case reported used. All data reported are preliminary and subject to change.

Table 2. COVID-19 Related Hospitalizations/Deaths in DeKalb County, GA	Count	%
Hospitalization		
Needed Hospitalization	4685	8.0%
Not Known to Have Been Hospitalized	53757	92.0%
Deaths		
Died	951	1.6%

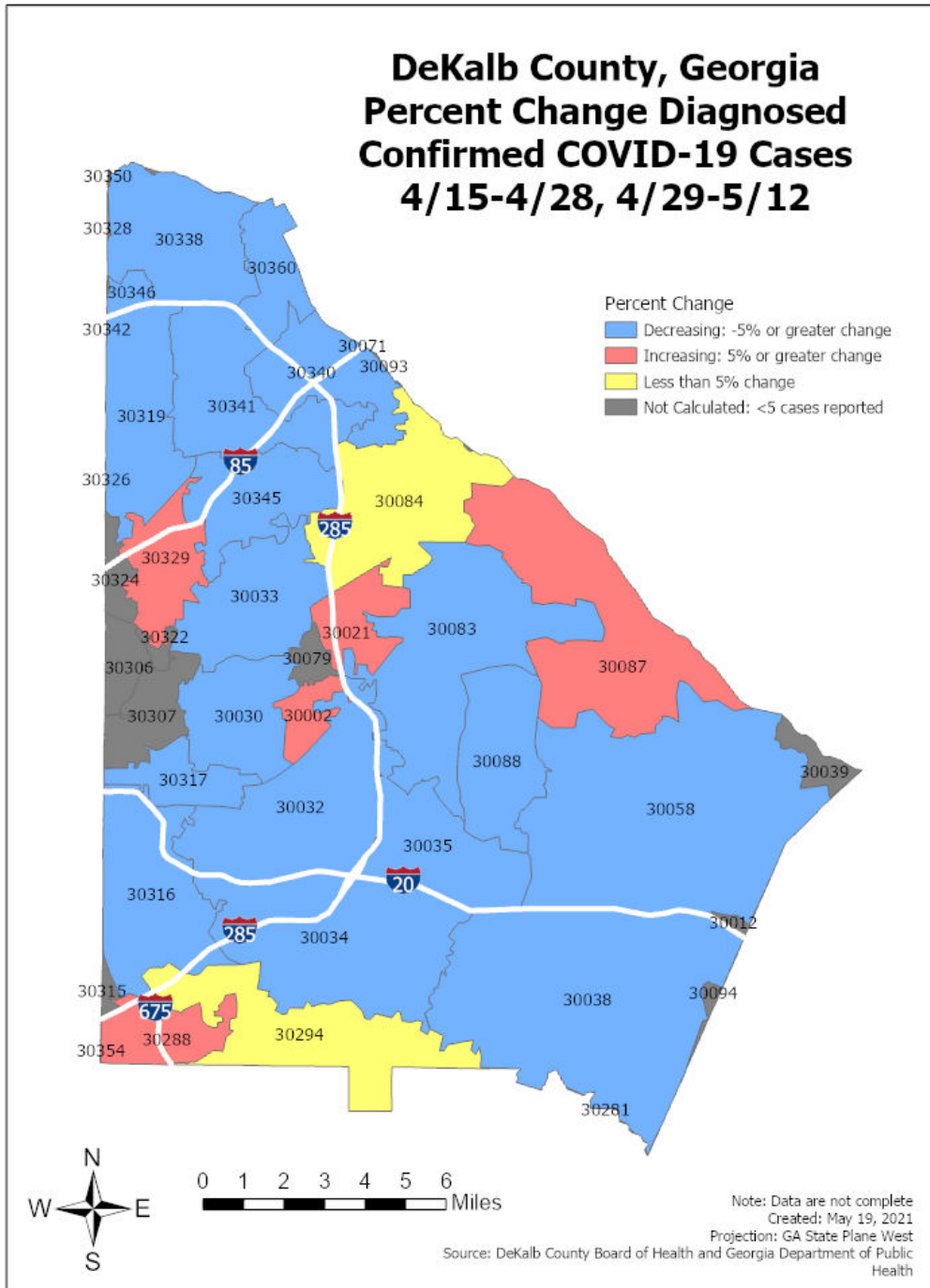
COVID-19 Related Deaths by Age, DeKalb County



COVID-19 Related Deaths by Race and Ethnicity, DeKalb County



Percent Change in COVID-19 Cases Between Two Most Recent 14-Day Periods*



*Note: Please see table below for more details on COVID-19 cases reported by zip code.

COVID-19 Case Counts by Zip Code

Table 3. COVID-19 Case Counts and Change in Two Most Recent 14-day Periods

Zip	Previous 5/16	Current 5/18	Percent of Total	Previous 14 Days 4/15-4/28	Recent 14 Days 4/29-5/12	Percent Change in 14 day periods
All DeKalb	58342	58442	100.0%	900	629	-30.1%
30058	4605	4623	7.9%	112	65	-42.0%
30083	4225	4233	7.2%	78	58	-25.6%
30034	3821	3823	6.5%	64	54	-15.6%
30032	3637	3649	6.2%	62	36	-41.9%
30319	3395	3399	5.8%	35	14	-60.0%
30038	3277	3285	5.6%	78	52	-33.3%
30341	2808	2811	4.8%	31	19	-38.7%
30329	2595	2596	4.4%	15	27	80.0%
30084	2519	2521	4.3%	21	22	4.8%
30338	2432	2433	4.2%	28	11	-60.7%
30340	2285	2289	3.9%	29	16	-44.8%
30087	2143	2143	3.7%	18	27	50.0%
30088	1942	1946	3.3%	36	27	-25.0%
30033	1918	1919	3.3%	30	11	-63.3%
30021	1804	1809	3.1%	19	23	21.1%
30294	1686	1690	2.9%	29	28	-3.4%
30345	1650	1652	2.8%	27	22	-18.5%
30035	1629	1639	2.8%	42	20	-52.4%
30316	1593	1598	2.7%	27	16	-40.7%
30030	1481	1483	2.5%	15	11	-26.7%
30360	1146	1146	2.0%	17	12	-29.4%
30317	860	862	1.5%	13	12	-7.7%
30307	554	556	1.0%	9	<5	-55.6%
30346	522	522	0.9%	10	8	-20.0%
30306	467	467	0.8%	<5	<5	-33.3%
30350	370	369	0.6%	<5	0	-100.0%
30324	344	344	0.6%	7	<5	-85.7%
30002	300	300	0.5%	5	6	20.0%
30288	283	283	0.5%	6	13	116.7%
30079	241	241	0.4%	5	0	-100.0%
30322	152	152	0.3%	6	<5	-83.3%
30349	58	59	0.1%	<5	0	-100.0%
30039	58	58	0.1%	0	0	NA
30328	54	54	0.1%	<5	0	-100.0%
30031	49	49	0.1%	0	0	NA
30094	42	42	0.1%	0	0	NA
30072	34	34	0.1%	<5	0	-100.0%

30318	34	34	0.1%		0	0	NA
30012	32	32	0.1%	<5		<5	0.0%
30342	32	32	0.1%		0	0	NA
30085	28	28	0.0%	<5		0	-100.0%
30301	27	27	0.0%		0	0	NA
30047	26	26	0.0%		0	0	NA
30086	22	22	0.0%		0	0	NA
30074	21	21	0.0%		0	0	NA
30016	20	20	0.0%		0	0	NA
30036	20	20	0.0%		0	0	NA
30037	20	20	0.0%		0	0	NA
30093	18	18	0.0%		0	0	NA
30321	16	16	0.0%		0	0	NA
30337	16	16	0.0%	<5		0	-100.0%
30092	15	15	0.0%		0	0	NA
30312	14	14	0.0%		0	0	NA
30315	14	14	0.0%		0	0	NA
30331	14	14	0.0%		0	0	NA
30359	14	14	0.0%		0	0	NA
30362	14	14	0.0%	<5		<5	0.0%
30013	13	13	0.0%		0	0	NA
30333	13	13	0.0%		0	0	NA
30022	12	12	0.0%		0	0	NA
30044	12	12	0.0%		0	0	NA
30305	12	12	0.0%		0	0	NA
30308	12	12	0.0%		0	0	NA
30314	12	12	0.0%		0	0	NA
30043	11	11	0.0%		0	0	NA
30045	11	11	0.0%		0	0	NA
30046	11	11	0.0%		0	0	NA
30052	11	11	0.0%		0	0	NA
30281	11	11	0.0%		0	0	NA
30332	11	11	0.0%		0	0	NA
30334	11	11	0.0%		0	0	NA
30374	11	11	0.0%		0	0	NA
30096	10	10	0.0%		0	0	NA
30303	10	10	0.0%		0	0	NA
30366	10	10	0.0%	<5		0	-100.0%
30060	9	9	0.0%		0	0	NA
30309	9	9	0.0%		0	0	NA
30071	8	8	0.0%		0	0	NA
30326	8	8	0.0%		0	0	NA
30024	7	7	0.0%		0	0	NA

30078	7	7	0.0%	0	0	NA
30135	7	7	0.0%	0	0	NA
30228	7	7	0.0%	0	0	NA
30302	7	7	0.0%	<5	<5	0.0%
30310	7	7	0.0%	0	0	NA
30339	7	7	0.0%	0	0	NA
30354	7	7	0.0%	0	0	NA
30356	7	7	0.0%	0	0	NA
30014	6	6	0.0%	0	0	NA
30304	6	6	0.0%	<5	0	-100.0%
30330	6	6	0.0%	0	0	NA
30344	6	6	0.0%	0	0	NA
30005	5	5	0.0%	0	0	NA
30054	5	5	0.0%	<5	0	-100.0%
30080	5	5	0.0%	0	0	NA
30168	5	5	0.0%	<5	0	-100.0%
30213	5	5	0.0%	0	0	NA
30252	5	5	0.0%	0	0	NA
30297	5	5	0.0%	0	0	NA
30320	5	5	0.0%	0	0	NA
30327	5	5	0.0%	0	0	NA
30355	5	5	0.0%	0	0	NA
31141	5	5	0.0%	0	0	NA
31146	5	5	0.0%	0	0	NA
Unknown	331	331	0.6%	<5	<5	0.0%

*In order to account for reporting lag of new diagnoses, the 14 day periods were calculated from a week prior. Data cleaning may lead to reassignment of cases from one territory to another based on corrected addresses which may appear as “decreases” when compared to previous counts. Zip codes with fewer than 5 cases reported were omitted from the table.