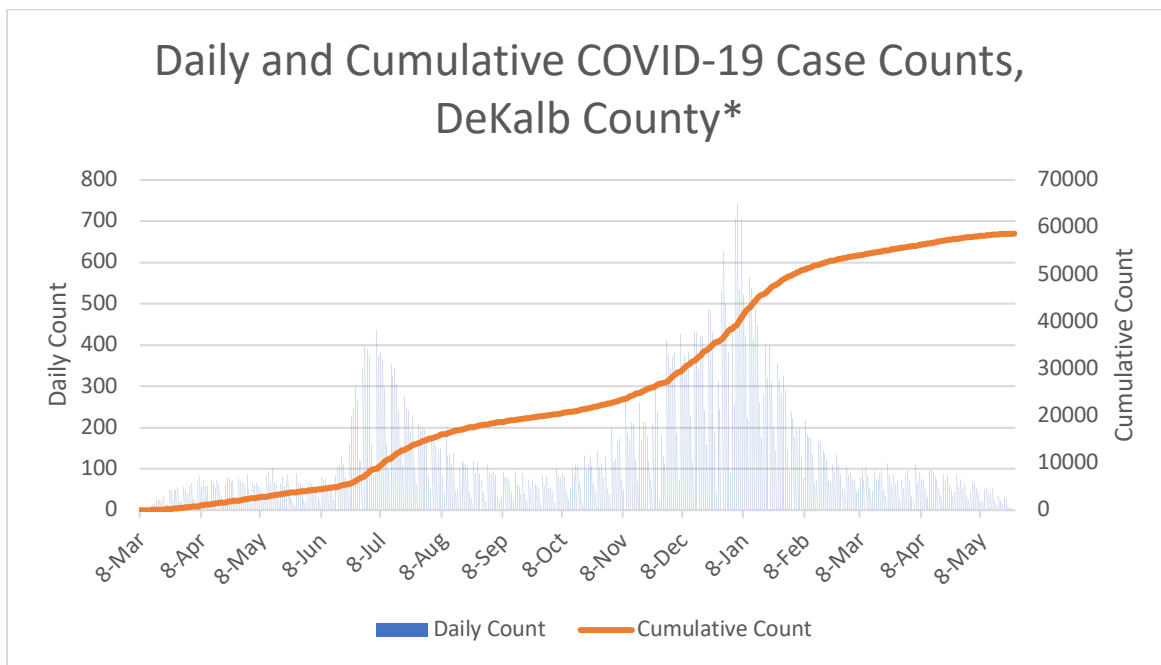
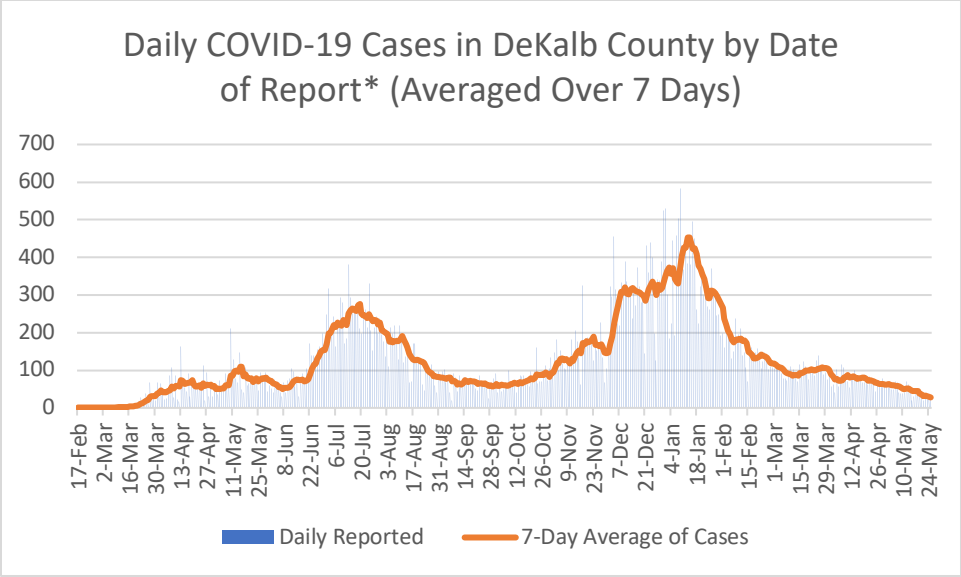


Summary

- As of May 25, DeKalb County has reported 58,629 confirmed cases of 2019 novel coronavirus disease (COVID-19) and 962 confirmed COVID-19 deaths. An increase of 59 cases (+0.1%) and 1 deaths (+0.1%) since the last report on May 14.
- 486 COVID-19 cases (61 cases per 100,000 population) were diagnosed in the most recent 14 day period (5/6 – 5/19), a **36.1% DECREASE** from the previous 14 day period (4/22 – 5/5).
- Among all persons diagnosed with COVID-19 in DeKalb County, 8.1% needed hospitalization and 1.6% died.
- As of May 25, Georgia Department of Public Health reported that DeKalb County accounted for 6.6% of total number of COVID-19 cases in Georgia to date.
- As of May 25, Georgia Department of Public Health reported that DeKalb County has administered 514,121 vaccines, with 287,187 with at least one dose (38%) and 231,556 fully vaccinated (31%).



*Counts shown reflect the number of confirmed cases as of 5/25/21 using the date of diagnosis which is calculated by using the date of first positive sample collection. Where date of first positive sample collection were not available, the date of report creation in GA SENDSS was used instead. **Note: All data reported are preliminary and subject to change. Delays in data reporting may cause changes in data counts, particularly within the last week (shaded area).

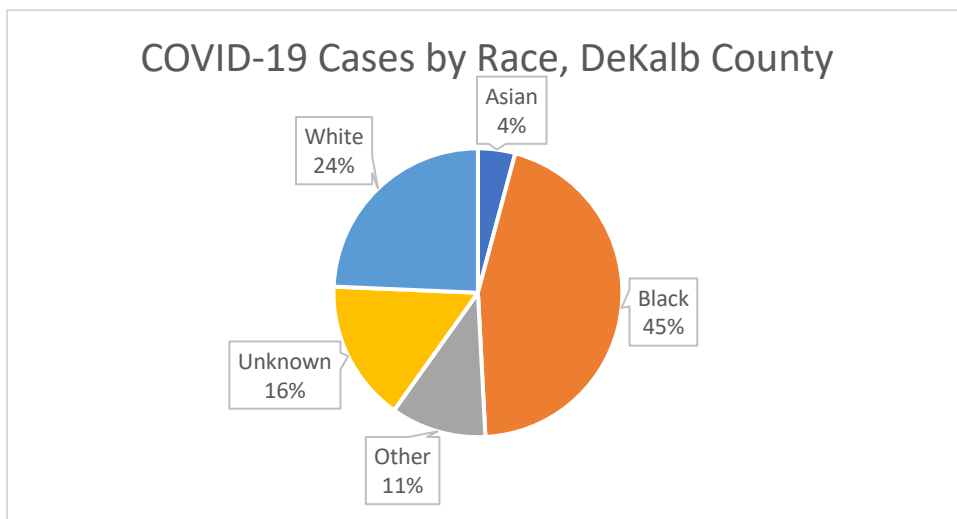


*Counts shown reflect the number of confirmed cases as of 5/25/21 using date of report creating in GA SendSS. All data reported are preliminary and subject to change.

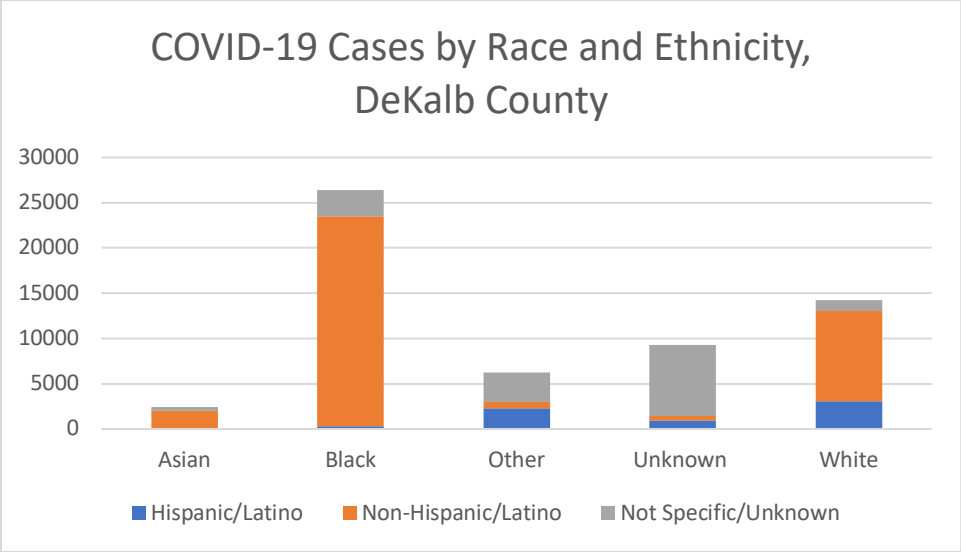
Demographic Distributions of COVID-19 Cases

Table 2. Demographics of COVID-19 Cases, DeKalb County, GA

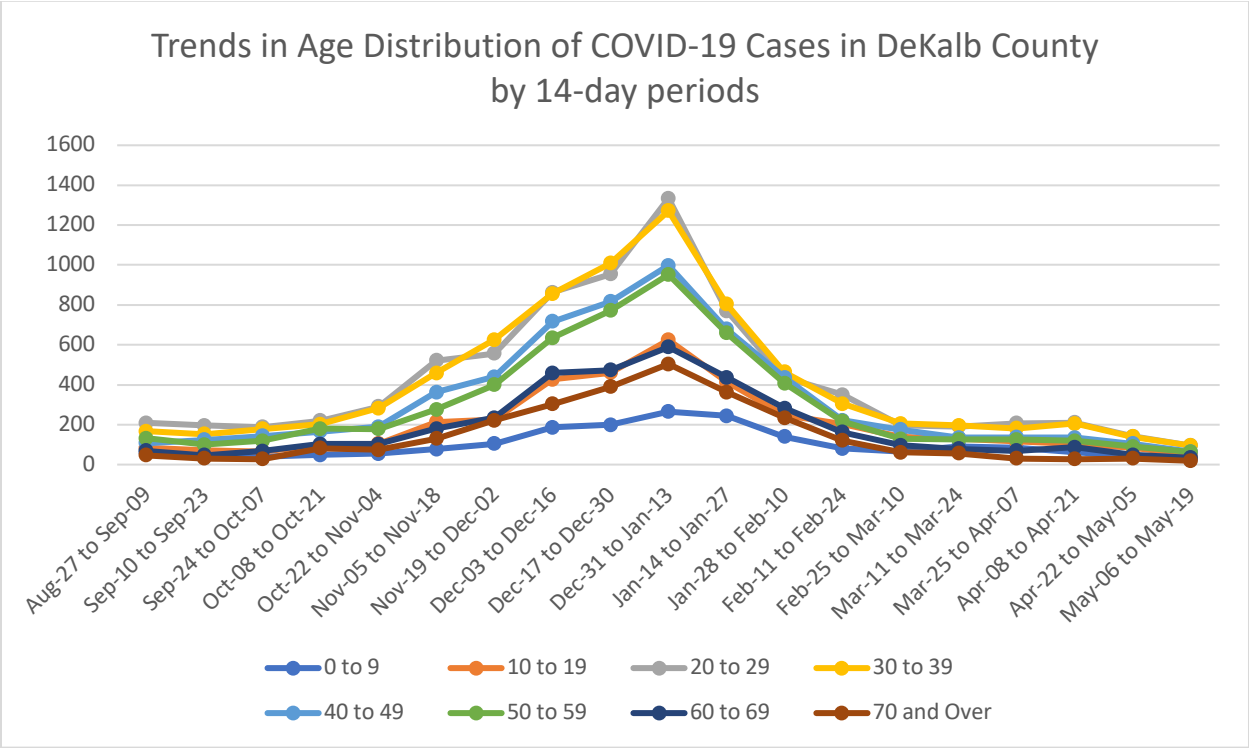
Demographics			
Gender		N	%
Female		31669	54.0%
Male		26399	45.0%
Unknown		561	1.0%
Age			
9 and Under		2404	4.1%
10 to 19		5222	8.9%
20 to 29		11970	20.4%
30 to 39		11658	19.9%
40 to 49		9227	15.7%
50 to 59		8375	14.3%
60 to 69		5329	9.1%
70 and Over		4273	7.3%
Unknown		171	0.3%
Race			
Asian		2445	4.2%
Black		26384	45.0%
Other		6267	10.7%
Unknown		9274	15.8%
White		14259	24.3%
Ethnicity			
Hispanic/Latino		6616	11.3%
Non-Hispanic/Latino		36362	62.0%
Not Specific/Unknown		15651	26.7%



*"Other" includes Native Hawaiian/Pacific Islander and American Indian/Native American

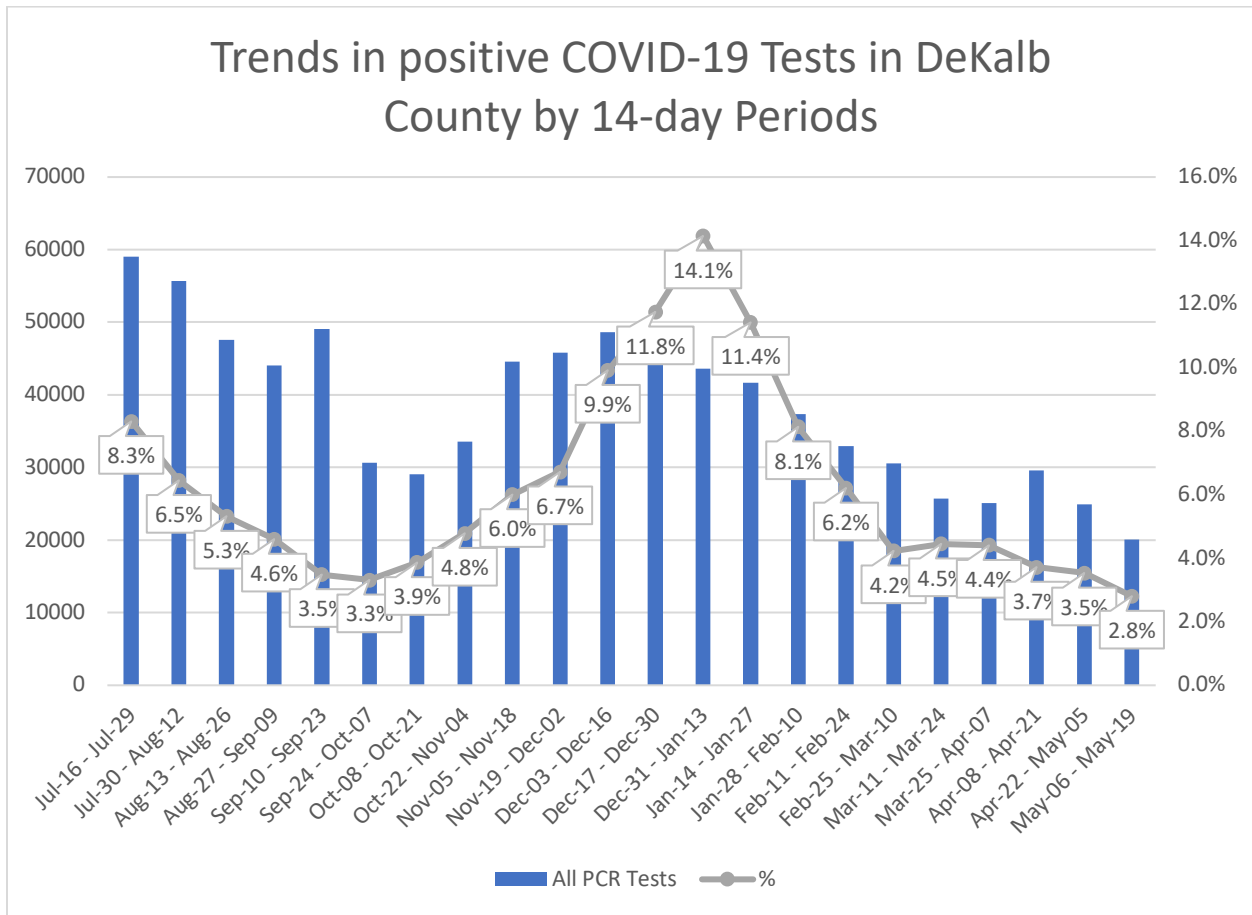


*"Other" includes Native Hawaiian/Pacific Islander and American Indian/Native American



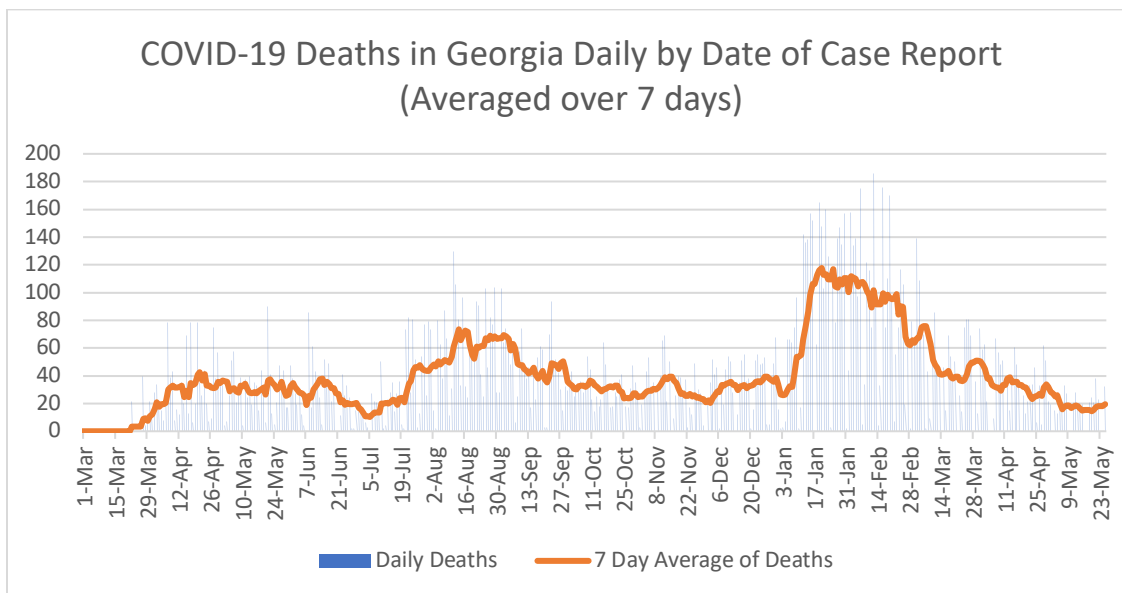
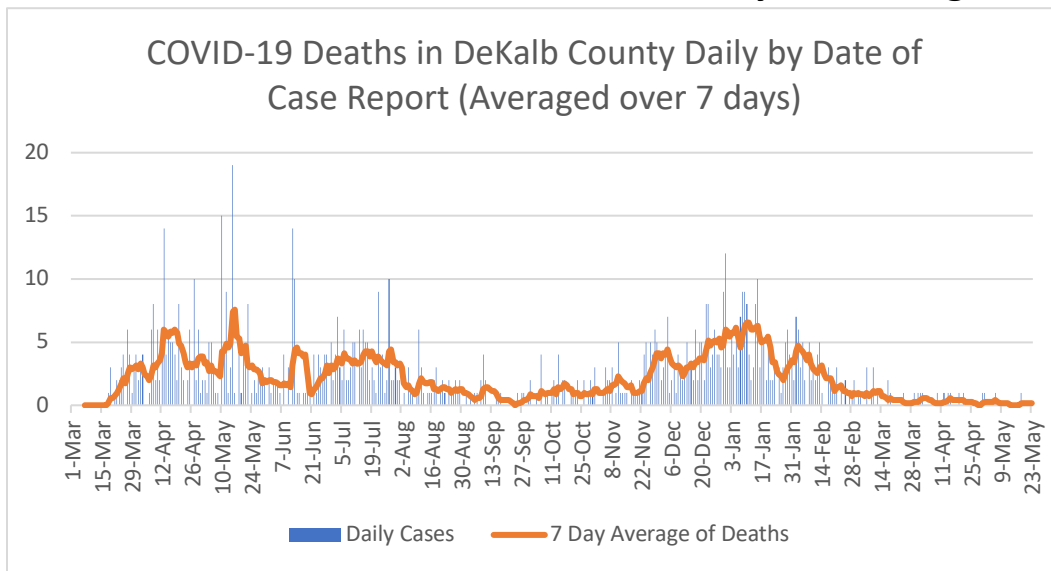
*Counts shown reflect the number of confirmed cases as of 5/25/21 using the date of first positive sample collection. Where date of first positive sample collection were not available, the date of report creation in GA SENDSS was used instead. All data reported are preliminary and subject to change

COVID-19 Testing and Positivity in DeKalb County



*Data as of 5/25/2021. Only data on Polymerase Chain Reaction (PCR) tests were included. All data reported are preliminary and subject to change

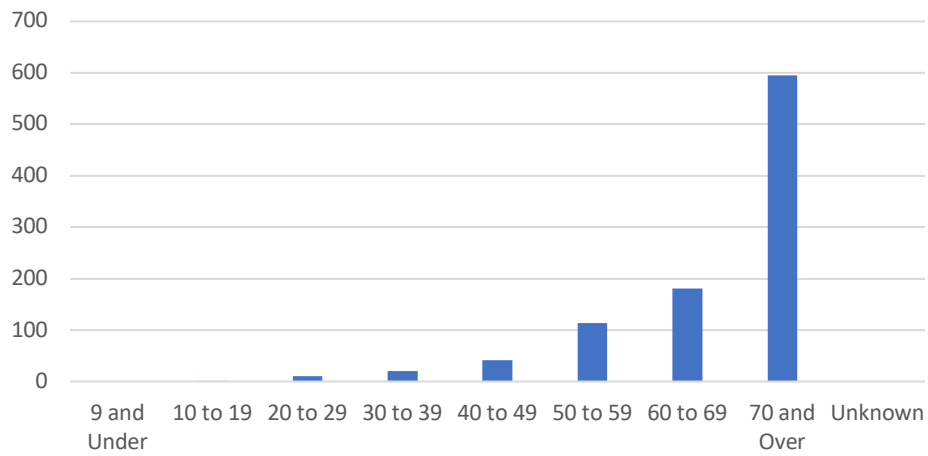
COVID-19 Related Deaths in DeKalb County and Georgia



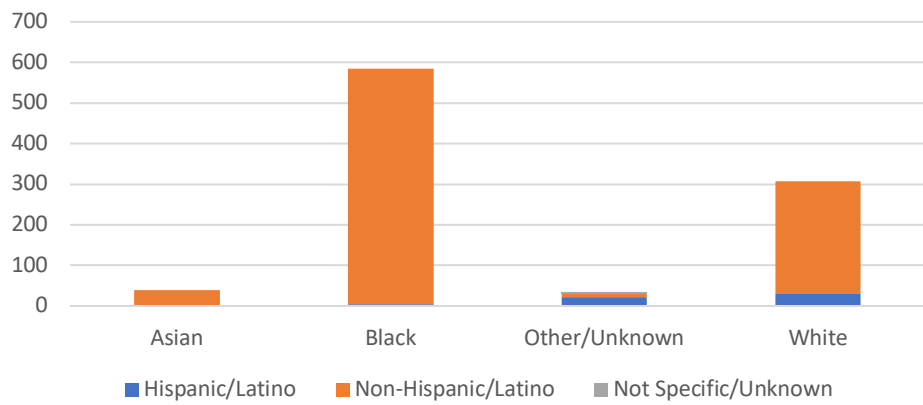
Note: Date of case reported used. All data reported are preliminary and subject to change.

Table 2. COVID-19 Related Hospitalizations/Deaths in DeKalb County, GA	Count	%
Hospitalization		
Needed Hospitalization	4734	8.1%
Not Known to Have Been Hospitalized	53895	91.9%
Deaths		
Died	962	1.6%

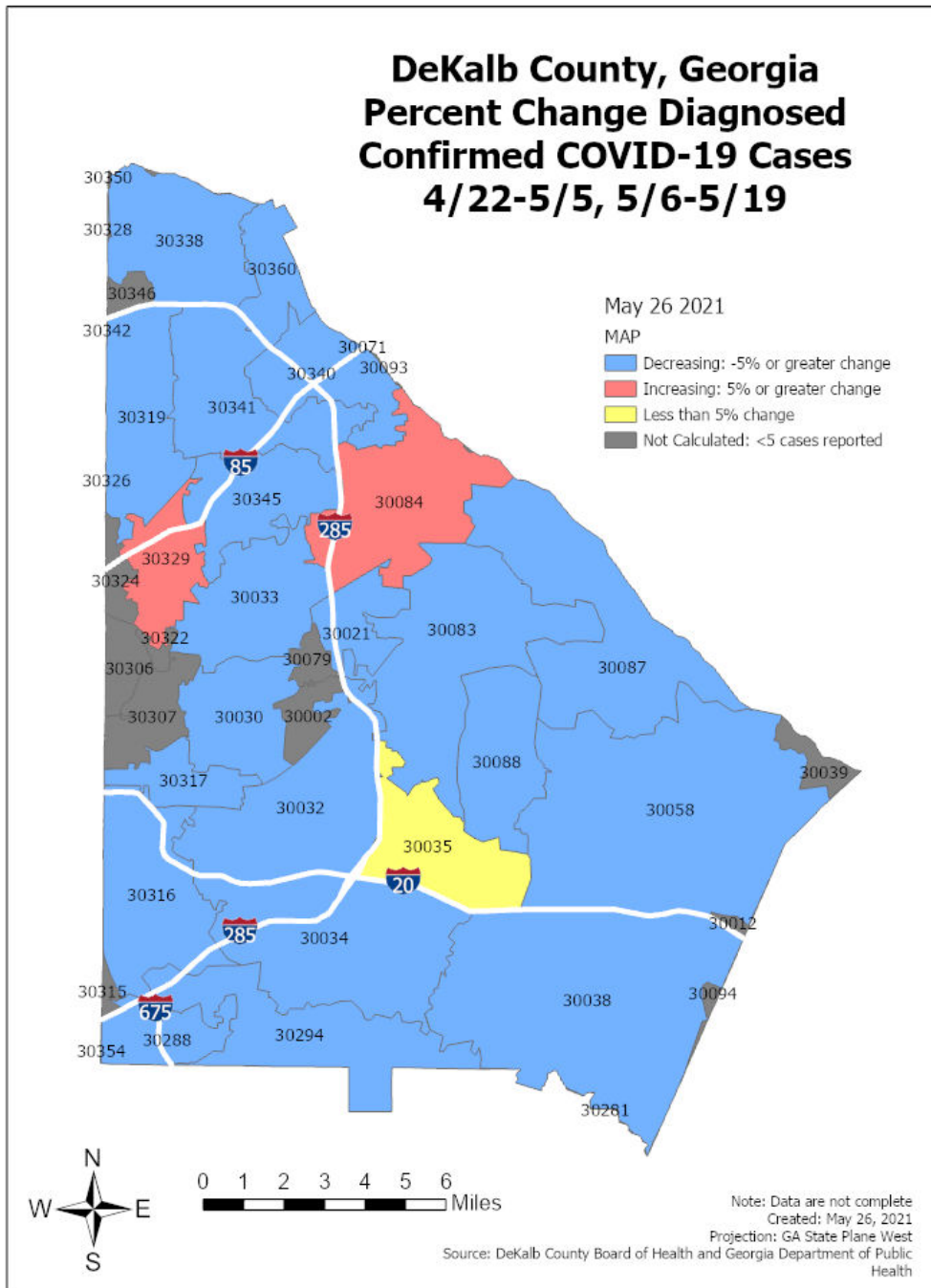
COVID-19 Related Deaths by Age, DeKalb County



COVID-19 Related Deaths by Race and Ethnicity, DeKalb County



Percent Change in COVID-19 Cases Between Two Most Recent 14-Day Periods*



*Note: Please see table below for more details on COVID-19 cases reported by zip code.

COVID-19 Case Counts by Zip Code

Table 3. COVID-19 Case Counts and Change in Two Most Recent 14-day Periods

Zip	Previous 5/23	Current 5/25	Percent of Total	Previous 14 Days 4/22-5/5	Recent 14 Days 5/6-5/19	Percent Change in 14 day periods
All DeKalb	58570	58629	100.0%	760	486	-36.1%
30058	4637	4643	7.9%	91	59	-35.2%
30083	4248	4255	7.3%	61	48	-21.3%
30034	3835	3841	6.6%	54	39	-27.8%
30032	3651	3656	6.2%	54	31	-42.6%
30319	3405	3406	5.8%	27	10	-63.0%
30038	3302	3308	5.6%	69	36	-47.8%
30341	2816	2821	4.8%	26	14	-46.2%
30329	2598	2598	4.4%	14	22	57.1%
30084	2525	2525	4.3%	18	21	16.7%
30338	2439	2441	4.2%	18	12	-33.3%
30340	2291	2292	3.9%	29	10	-65.5%
30087	2142	2147	3.7%	24	10	-58.3%
30088	1949	1953	3.3%	30	24	-20.0%
30033	1922	1924	3.3%	12	10	-16.7%
30021	1812	1812	3.1%	19	18	-5.3%
30294	1694	1695	2.9%	26	20	-23.1%
30345	1653	1653	2.8%	27	11	-59.3%
30035	1643	1645	2.8%	27	27	0.0%
30316	1602	1607	2.7%	22	14	-36.4%
30030	1487	1489	2.5%	12	8	-33.3%
30360	1150	1151	2.0%	20	7	-65.0%
30317	867	868	1.5%	12	10	-16.7%
30307	561	561	1.0%	6	<5	-33.3%
30346	522	521	0.9%	8	<5	-50.0%
30306	467	467	0.8%	<5	<5	-50.0%
30350	368	369	0.6%	<5	0	-100.0%
30324	345	345	0.6%	<5	<5	-66.7%
30002	303	304	0.5%	7	<5	-71.4%
30288	284	284	0.5%	10	7	-30.0%
30079	242	242	0.4%	<5	0	-100.0%
30322	152	152	0.3%	5	0	-100.0%
30349	61	61	0.1%	<5	<5	-50.0%
30039	58	58	0.1%	0	0	NA
30328	54	54	0.1%	<5	0	-100.0%
30031	49	49	0.1%	0	0	NA
30094	42	42	0.1%	0	0	NA
30072	34	34	0.1%	<5	0	-100.0%

30318	34	34	0.1%		0	0	NA
30012	32	32	0.1%	<5		0	-100.0%
30342	32	32	0.1%		0	0	NA
30085	28	28	0.0%	<5		0	-100.0%
30301	27	27	0.0%	<5		0	-100.0%
30047	26	26	0.0%		0	0	NA
30086	22	22	0.0%		0	0	NA
30074	21	21	0.0%		0	0	NA
30016	20	20	0.0%		0	0	NA
30036	20	20	0.0%		0	0	NA
30037	20	20	0.0%		0	0	NA
30093	18	18	0.0%		0	0	NA
30337	17	17	0.0%	<5	<5		0.0%
30321	16	16	0.0%		0	0	NA
30092	15	15	0.0%		0	0	NA
30312	14	14	0.0%		0	0	NA
30331	14	14	0.0%		0	0	NA
30359	14	14	0.0%		0	0	NA
30362	14	14	0.0%	<5	<5		0.0%
30013	13	13	0.0%		0	0	NA
30315	13	13	0.0%		0	0	NA
30333	13	13	0.0%		0	0	NA
30022	12	12	0.0%		0	0	NA
30044	12	12	0.0%		0	0	NA
30305	12	12	0.0%		0	0	NA
30308	12	12	0.0%		0	0	NA
30314	12	12	0.0%		0	0	NA
30043	11	11	0.0%		0	0	NA
30045	11	11	0.0%		0	0	NA
30046	11	11	0.0%		0	0	NA
30052	11	11	0.0%		0	0	NA
30281	11	11	0.0%		0	0	NA
30332	11	11	0.0%		0	0	NA
30334	11	11	0.0%		0	0	NA
30374	11	11	0.0%	<5		0	-100.0%
30096	10	10	0.0%		0	0	NA
30303	10	10	0.0%		0	0	NA
30366	10	10	0.0%	<5		0	-100.0%
30060	9	9	0.0%		0	0	NA
30309	9	9	0.0%		0	0	NA
30071	8	8	0.0%		0	0	NA
30326	8	8	0.0%		0	0	NA
30024	7	7	0.0%		0	0	NA

30078	7	7	0.0%	0	0	NA
30135	7	7	0.0%	0	0	NA
30228	7	7	0.0%	0	0	NA
30302	7	7	0.0%	<5	0	-100.0%
30310	7	7	0.0%	0	0	NA
30339	7	7	0.0%	0	0	NA
30354	7	7	0.0%	0	0	NA
30356	7	7	0.0%	0	0	NA
30014	6	6	0.0%	0	0	NA
30304	6	6	0.0%	0	0	NA
30330	6	6	0.0%	0	0	NA
30344	6	6	0.0%	0	0	NA
30005	5	5	0.0%	0	0	NA
30054	5	5	0.0%	<5	0	-100.0%
30080	5	5	0.0%	0	0	NA
30168	5	5	0.0%	0	0	NA
30213	5	5	0.0%	0	0	NA
30252	5	5	0.0%	0	0	NA
30297	5	5	0.0%	0	0	NA
30320	5	5	0.0%	0	0	NA
30327	5	5	0.0%	0	0	NA
30355	5	5	0.0%	0	0	NA
31141	5	5	0.0%	0	0	NA
31146	5	5	0.0%	0	0	NA
Unknown	328	324	0.6%	<5	<5	0.0%

*In order to account for reporting lag of new diagnoses, the 14 day periods were calculated from a week prior. Data cleaning may lead to reassignment of cases from one territory to another based on corrected addresses which may appear as “decreases” when compared to previous counts. Zip codes with fewer than 5 cases reported were omitted from the table.