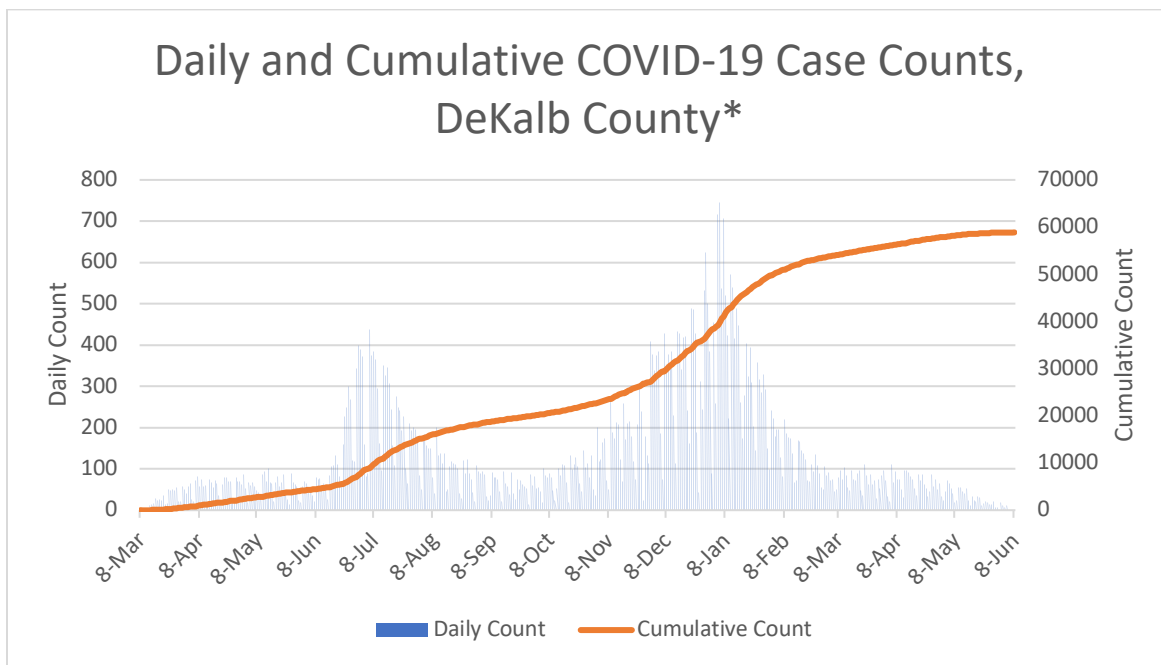
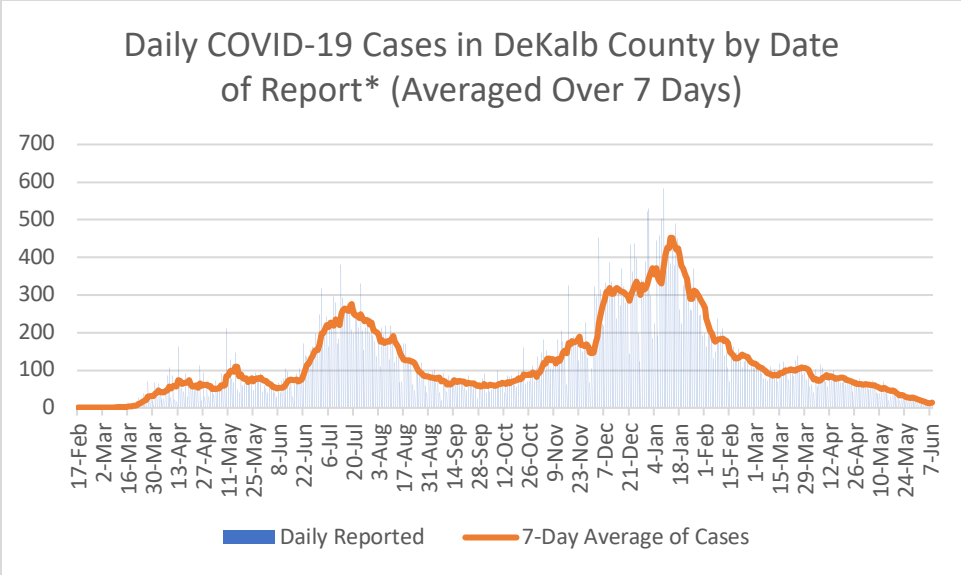


Summary

- As of June 8, DeKalb County has reported 58,881 confirmed cases of 2019 novel coronavirus disease (COVID-19) and 971 confirmed COVID-19 deaths. An increase of 27 cases (+0.0%) and 0 deaths (+0.0%) since the last report on June 7.
- 225 COVID-19 cases (28 cases per 100,000 population) were diagnosed in the most recent 14 day period (5/20 – 6/2), a **54.7% DECREASE** from the previous 14 day period (5/6 – 5/19).
- Among all persons diagnosed with COVID-19 in DeKalb County, 8.2% needed hospitalization and 1.6% died.
- As of June 8, Georgia Department of Public Health reported that DeKalb County accounted for 6.6% of total number of COVID-19 cases in Georgia to date.
- As of June 8, Georgia Department of Public Health reported that DeKalb County has administered 556,422 vaccines, with 304,756 with at least one dose (41%) and 256,653 fully vaccinated (34%).



*Counts shown reflect the number of confirmed cases as of 6/8/21 using the date of diagnosis which is calculated by using the date of first positive sample collection. Where date of first positive sample collection were not available, the date of report creation in GA SENDSS was used instead. **Note: All data reported are preliminary and subject to change. Delays in data reporting may cause changes in data counts, particularly within the last week (shaded area).

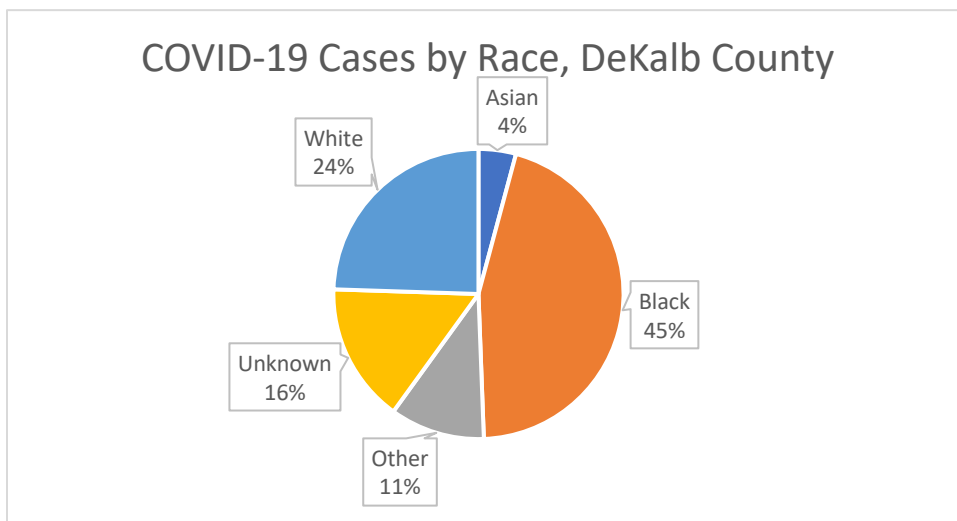


*Counts shown reflect the number of confirmed cases as of 6/8/21 using date of report creating in GA SendSS. All data reported are preliminary and subject to change.

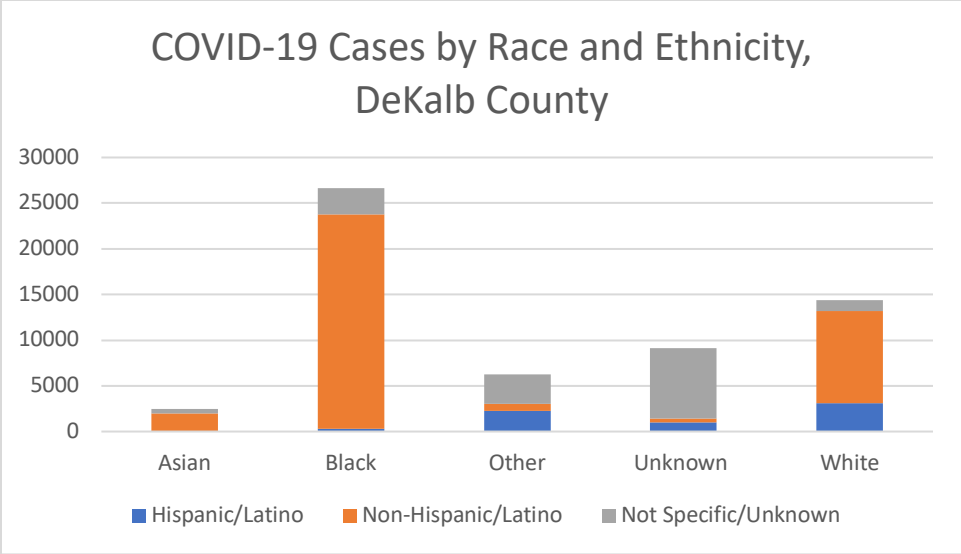
Demographic Distributions of COVID-19 Cases

Table 2. Demographics of COVID-19 Cases, DeKalb County, GA

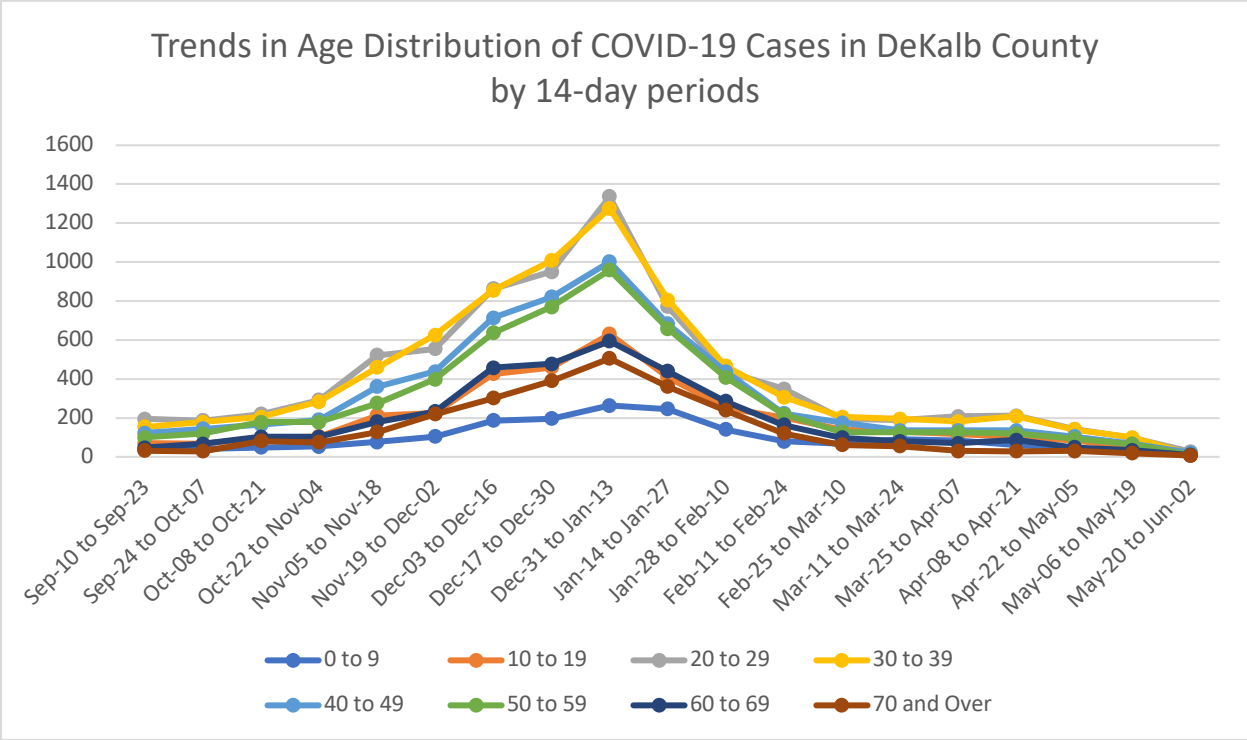
Demographics			
Gender		N	%
Female		31830	54.1%
Male		26523	45.0%
Unknown		528	0.9%
Age			
9 and Under		2415	4.1%
10 to 19		5249	8.9%
20 to 29		12017	20.4%
30 to 39		11705	19.9%
40 to 49		9264	15.7%
50 to 59		8414	14.3%
60 to 69		5357	9.1%
70 and Over		4295	7.3%
Unknown		165	0.3%
Race			
Asian		2459	4.2%
Black		26631	45.2%
Other		6223	10.6%
Unknown		9151	15.5%
White		14417	24.5%
Ethnicity			
Hispanic/Latino		6696	11.4%
Non-Hispanic/Latino		36756	62.4%
Not Specific/Unknown		15429	26.2%



*"Other" includes Native Hawaiian/Pacific Islander and American Indian/Native American

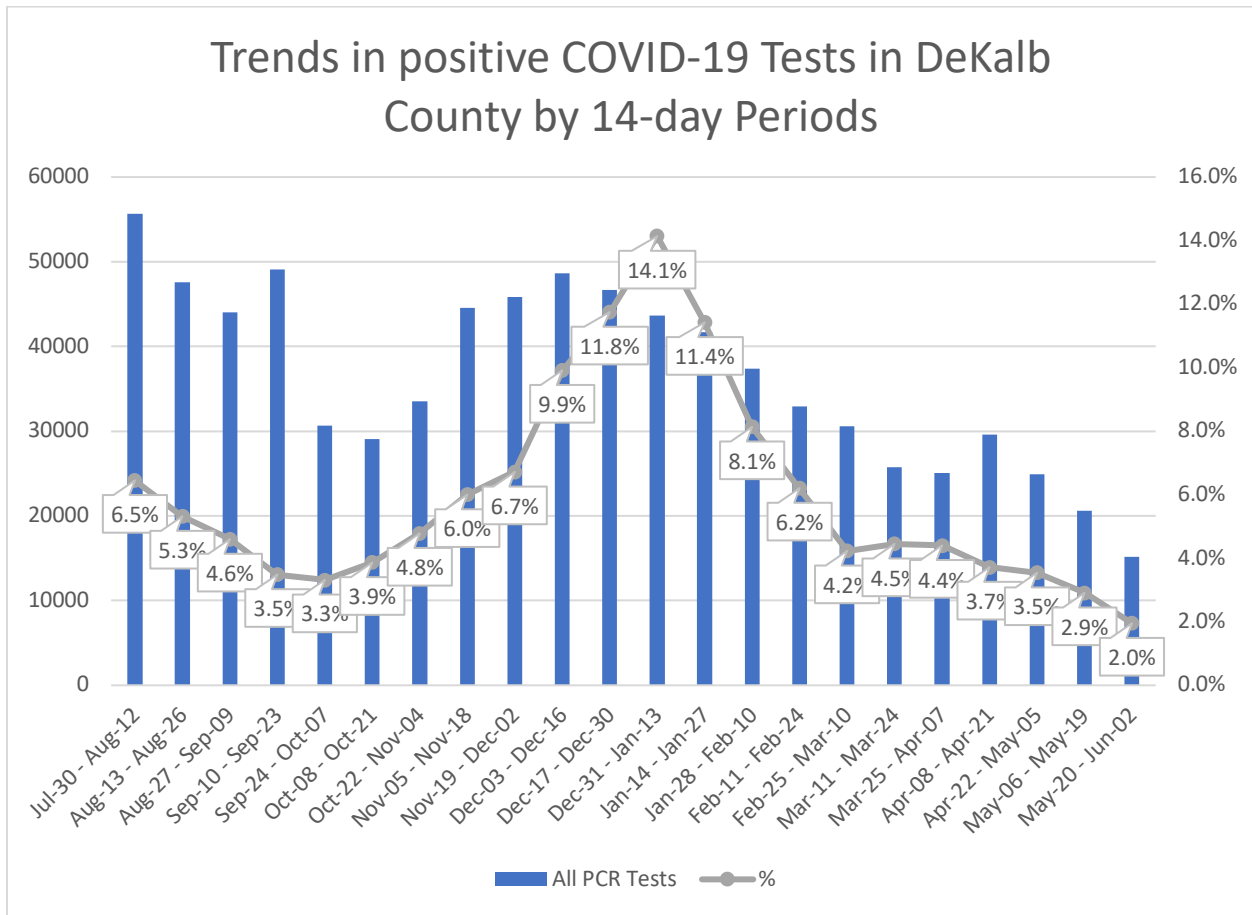


*"Other" includes Native Hawaiian/Pacific Islander and American Indian/Native American



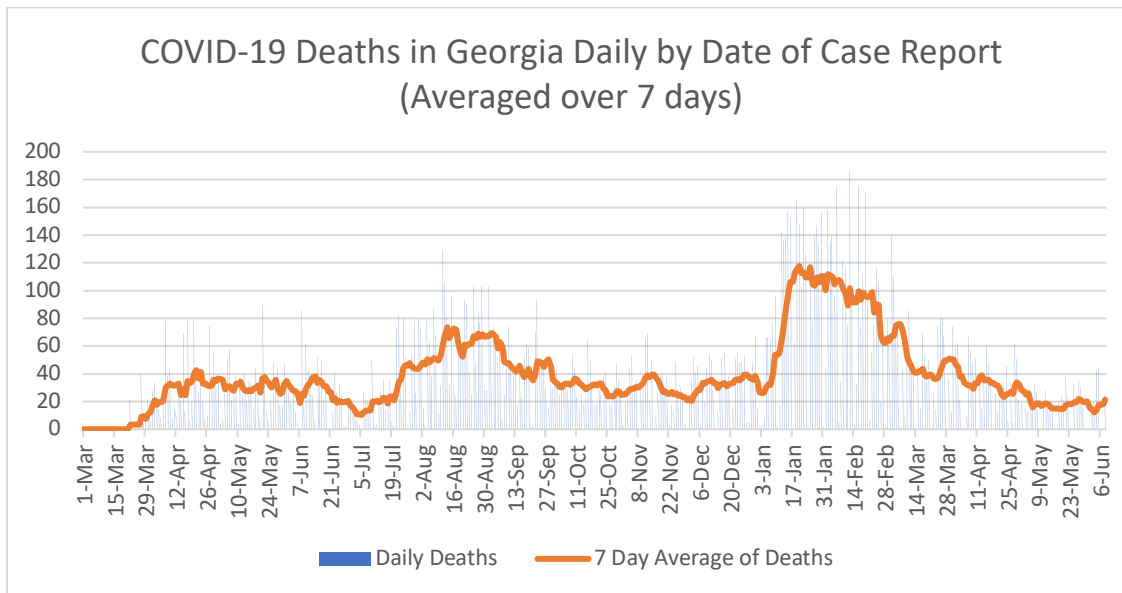
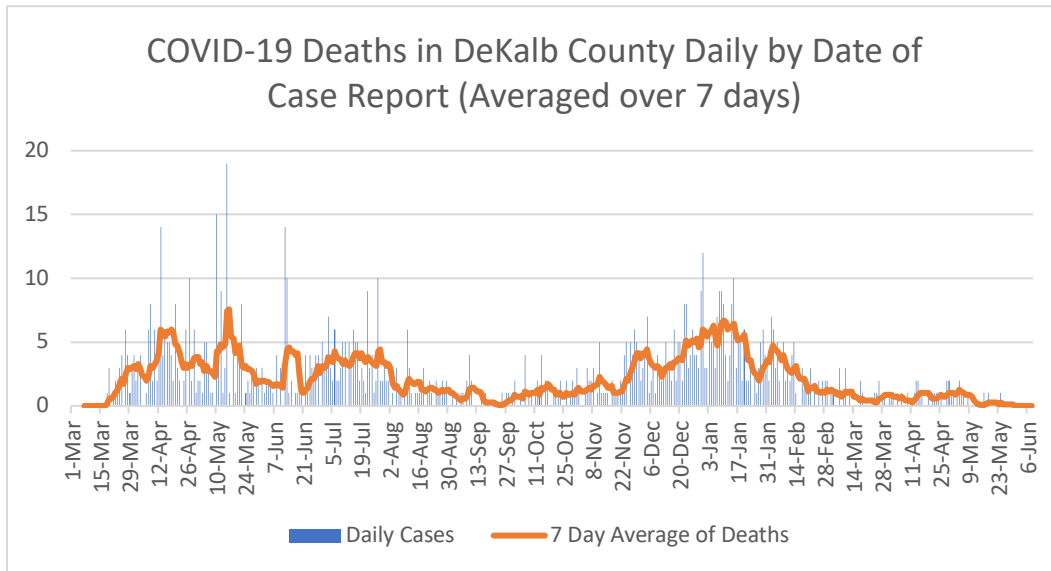
*Counts shown reflect the number of confirmed cases as of 6/8/21 using the date of first positive sample collection. Where date of first positive sample collection were not available, the date of report creation in GA SENDSS was used instead. All data reported are preliminary and subject to change

COVID-19 Testing and Positivity in DeKalb County



*Data as of 6/8/2021. Only data on Polymerase Chain Reaction (PCR) tests were included. All data reported are preliminary and subject to change

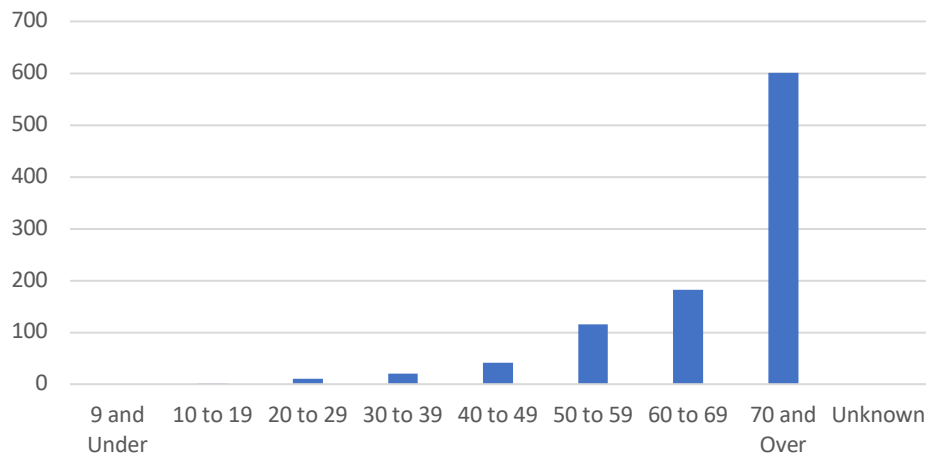
COVID-19 Related Deaths in DeKalb County and Georgia



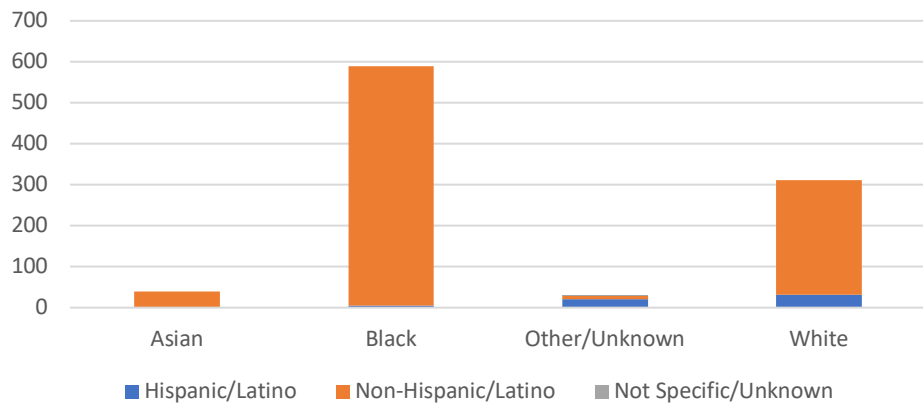
Note: Date of case reported used. All data reported are preliminary and subject to change.

Table 2. COVID-19 Related Hospitalizations/Deaths in DeKalb County, GA	Count	%
Hospitalization		
Needed Hospitalization	4810	8.2%
Not Known to Have Been Hospitalized	54071	91.8%
Deaths		
Died	971	1.6%

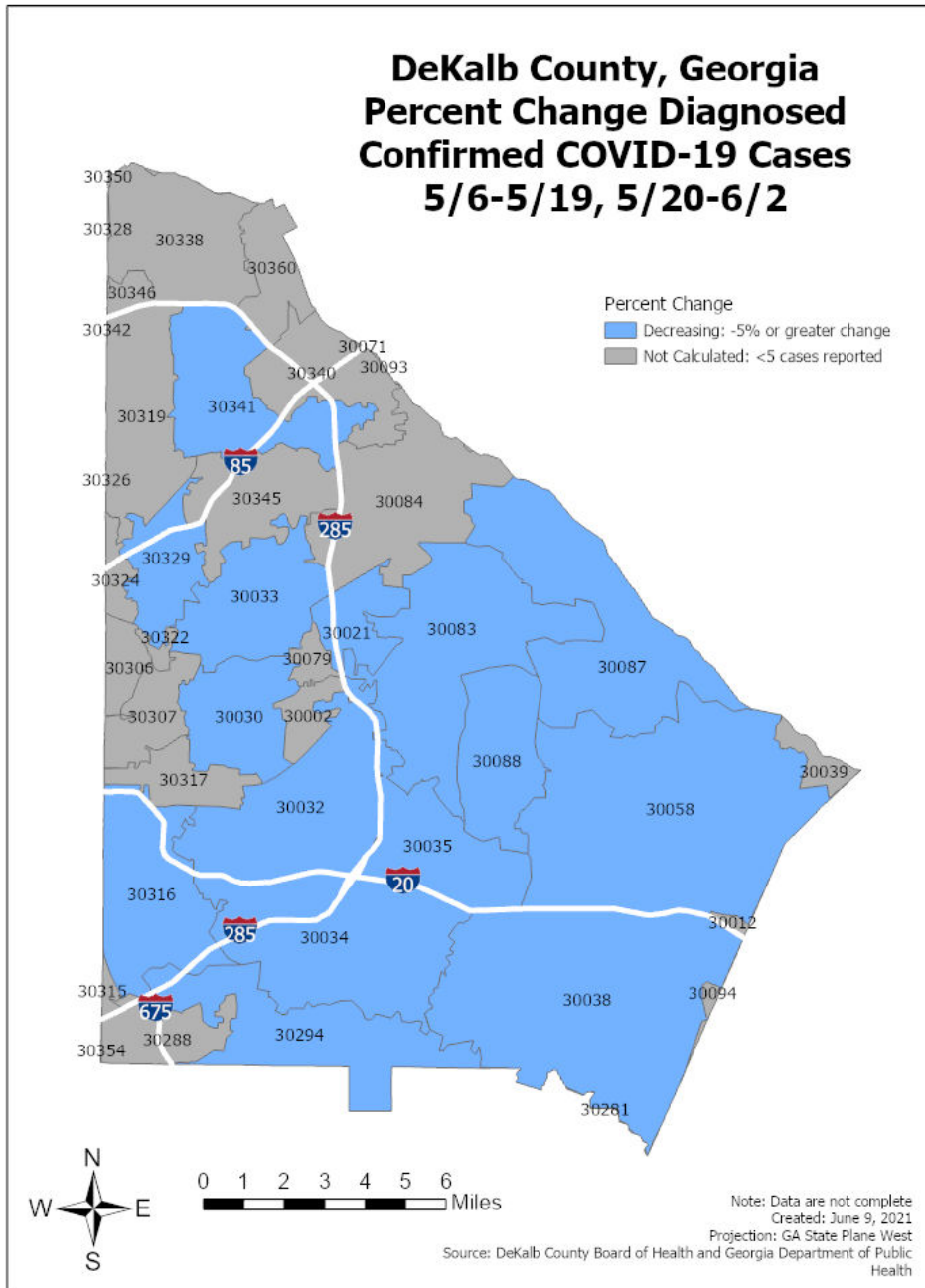
COVID-19 Related Deaths by Age, DeKalb County



COVID-19 Related Deaths by Race and Ethnicity, DeKalb County



Percent Change in COVID-19 Cases Between Two Most Recent 14-Day Periods*



*Note: Please see table below for more details on COVID-19 cases reported by zip code.

COVID-19 Case Counts by Zip Code

Table 3. COVID-19 Case Counts and Change in Two Most Recent 14-day Periods

Zip	Previous 6/6	Current 6/8	Percent of Total	Previous 14 Days 5/6-5/19	Recent 14 Days 5/20-6/2	Percent Change in 14 day periods
All DeKalb	58854	58881	100.0%	497	225	-54.7%
30058	4673	4676	7.9%	59	28	-52.5%
30083	4266	4270	7.3%	48	17	-64.6%
30034	3866	3869	6.6%	41	21	-48.8%
30032	3677	3681	6.3%	31	19	-38.7%
30319	3414	3415	5.8%	10	<5	-70.0%
30038	3322	3324	5.6%	37	23	-37.8%
30341	2833	2833	4.8%	16	6	-62.5%
30329	2605	2604	4.4%	22	5	-77.3%
30084	2531	2530	4.3%	21	<5	-85.7%
30338	2451	2451	4.2%	12	<5	-66.7%
30340	2295	2295	3.9%	10	<5	-70.0%
30087	2152	2155	3.7%	10	7	-30.0%
30088	1967	1967	3.3%	24	11	-54.2%
30033	1931	1931	3.3%	10	6	-40.0%
30021	1822	1823	3.1%	19	9	-52.6%
30294	1700	1701	2.9%	20	6	-70.0%
30345	1662	1662	2.8%	11	<5	-63.6%
30035	1656	1659	2.8%	27	9	-66.7%
30316	1623	1625	2.8%	15	13	-13.3%
30030	1488	1489	2.5%	9	5	-44.4%
30360	1154	1155	2.0%	7	<5	-85.7%
30317	874	875	1.5%	10	<5	-70.0%
30307	568	569	1.0%	<5	7	75.0%
30346	524	524	0.9%	5	<5	-60.0%
30306	468	469	0.8%	<5	0	-100.0%
30350	365	365	0.6%	0	0	NA
30324	350	350	0.6%	<5	0	-100.0%
30002	304	304	0.5%	<5	<5	-50.0%
30288	284	284	0.5%	7	0	-100.0%
30079	244	244	0.4%	0	0	NA
30322	152	152	0.3%	0	0	NA
30039	59	60	0.1%	<5	0	-100.0%
30349	60	60	0.1%	<5	0	-100.0%
30328	55	55	0.1%	0	0	NA
30031	48	48	0.1%	0	0	NA
30094	42	42	0.1%	0	0	NA
30072	34	34	0.1%	0	0	NA

30318	33	33	0.1%	0	0	NA
30012	32	32	0.1%	0	0	NA
30342	31	31	0.1%	0	0	NA
30085	29	29	0.0%	0	0	NA
30047	26	26	0.0%	0	0	NA
30301	24	24	0.0%	0	0	NA
30086	22	22	0.0%	0	0	NA
30074	21	21	0.0%	0	0	NA
30016	20	20	0.0%	0	0	NA
30036	20	20	0.0%	0	0	NA
30037	20	20	0.0%	0	0	NA
30093	20	20	0.0%	<5	<5	0.0%
30337	17	17	0.0%	<5	0	-100.0%
30321	16	16	0.0%	0	0	NA
30092	15	15	0.0%	0	0	NA
30331	15	15	0.0%	<5	0	-100.0%
30312	14	14	0.0%	0	0	NA
30359	14	14	0.0%	0	0	NA
30362	14	14	0.0%	<5	0	-100.0%
30013	13	13	0.0%	0	0	NA
30314	13	13	0.0%	<5	0	-100.0%
30315	13	13	0.0%	0	0	NA
30333	13	13	0.0%	0	0	NA
30044	12	12	0.0%	0	0	NA
30305	12	12	0.0%	0	0	NA
30308	12	12	0.0%	0	0	NA
30281	11	11	0.0%	0	0	NA
30332	11	11	0.0%	0	0	NA
30334	11	11	0.0%	0	0	NA
30374	11	11	0.0%	0	0	NA
30022	10	10	0.0%	0	0	NA
30043	10	10	0.0%	0	0	NA
30045	10	10	0.0%	0	0	NA
30052	11	10	0.0%	0	0	NA
30303	10	10	0.0%	0	0	NA
30366	10	10	0.0%	0	0	NA
30046	9	9	0.0%	0	0	NA
30060	9	9	0.0%	0	0	NA
30096	9	9	0.0%	0	0	NA
30071	8	8	0.0%	0	0	NA
30309	8	8	0.0%	0	0	NA
30326	8	8	0.0%	0	0	NA
30356	8	8	0.0%	0	0	NA

30078	7	7	0.0%	0	0	NA
30135	7	7	0.0%	0	0	NA
30228	7	7	0.0%	0	0	NA
30302	7	7	0.0%	0	0	NA
30310	7	7	0.0%	0	0	NA
30339	7	7	0.0%	0	0	NA
30354	7	7	0.0%	0	0	NA
30014	6	6	0.0%	0	0	NA
30304	6	6	0.0%	0	0	NA
30344	6	6	0.0%	0	0	NA
30355	6	6	0.0%	0	0	NA
31146	6	6	0.0%	0	0	NA
30005	5	5	0.0%	0	0	NA
30024	5	5	0.0%	0	0	NA
30054	5	5	0.0%	0	0	NA
30080	5	5	0.0%	0	0	NA
30213	5	5	0.0%	0	0	NA
30252	5	5	0.0%	0	0	NA
30297	5	5	0.0%	0	0	NA
30320	5	5	0.0%	0	0	NA
30327	5	5	0.0%	0	0	NA
31141	5	5	0.0%	0	0	NA
Unknown	320	317	0.5%	0	0	NA

*In order to account for reporting lag of new diagnoses, the 14 day periods were calculated from a week prior. Data cleaning may lead to reassignment of cases from one territory to another based on corrected addresses which may appear as “decreases” when compared to previous counts. Zip codes with fewer than 5 cases reported were omitted from the table.