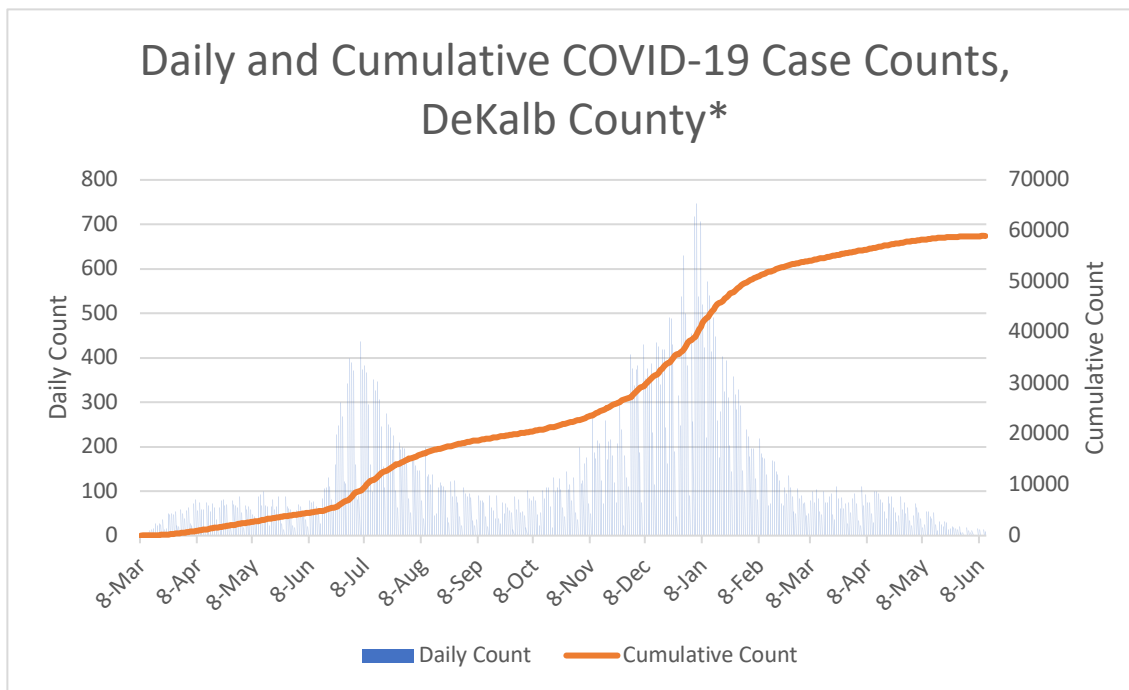
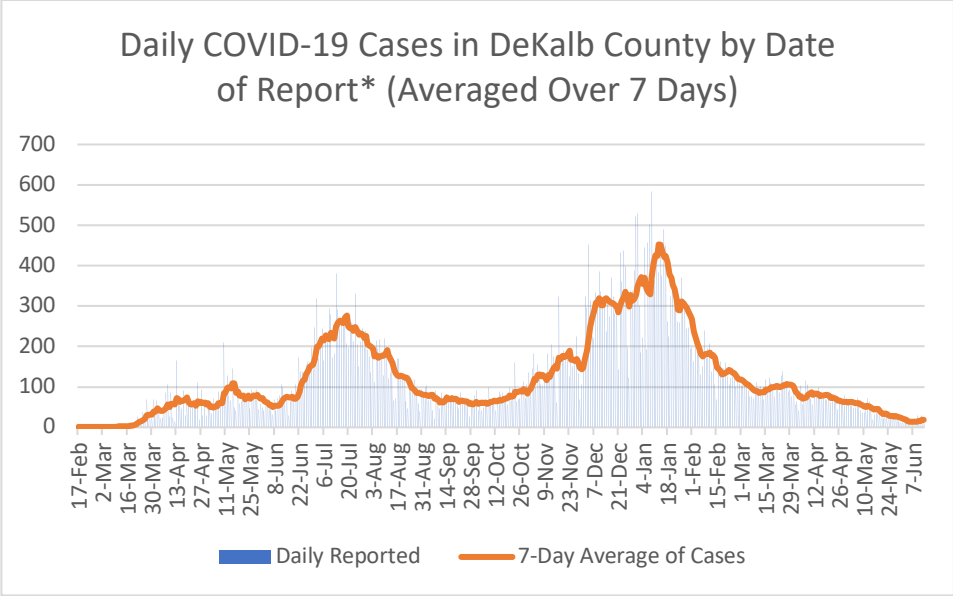


Summary

- As of June 13, DeKalb County has reported 58,971 confirmed cases of 2019 novel coronavirus disease (COVID-19) and 975 confirmed COVID-19 deaths. An increase of 90 cases (+0.2%) and 4 deaths (+0.4%) since the last report on June 9.
- 159 COVID-19 cases (20 cases per 100,000 population) were diagnosed in the most recent 14 day period (5/25 – 6/7), a **62.0% DECREASE** from the previous 14 day period (5/11 – 5/24).
- Among all persons diagnosed with COVID-19 in DeKalb County, 8.2% needed hospitalization and 1.7% died.
- As of June 13, Georgia Department of Public Health reported that DeKalb County accounted for 6.6% of total number of COVID-19 cases in Georgia to date.
- As of June 13, Georgia Department of Public Health reported that DeKalb County has administered 566,121 vaccines, with 308,107 with at least one dose (41%) and 263,088 fully vaccinated (35%).



*Counts shown reflect the number of confirmed cases as of 6/13/21 using the date of diagnosis which is calculated by using the date of first positive sample collection. Where date of first positive sample collection were not available, the date of report creation in GA SENDSS was used instead. **Note: All data reported are preliminary and subject to change. Delays in data reporting may cause changes in data counts, particularly within the last week (shaded area).

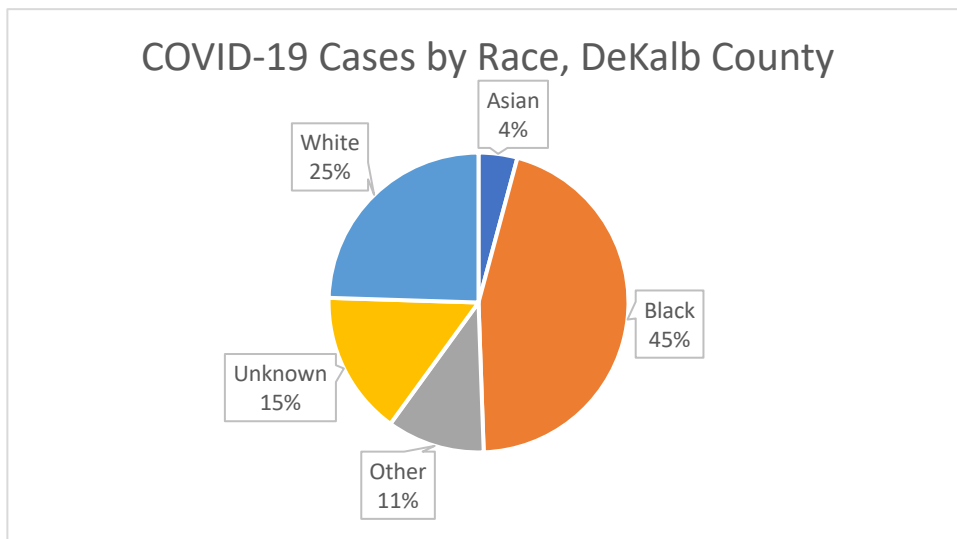


*Counts shown reflect the number of confirmed cases as of 6/13/21 using date of report creating in GA SendSS. All data reported are preliminary and subject to change.

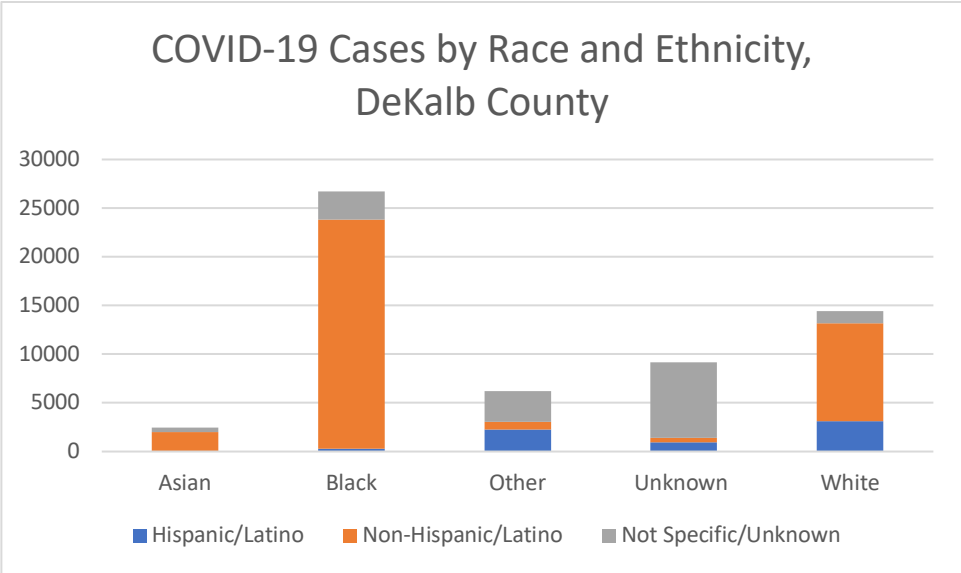
Demographic Distributions of COVID-19 Cases

Table 2. Demographics of COVID-19 Cases, DeKalb County, GA

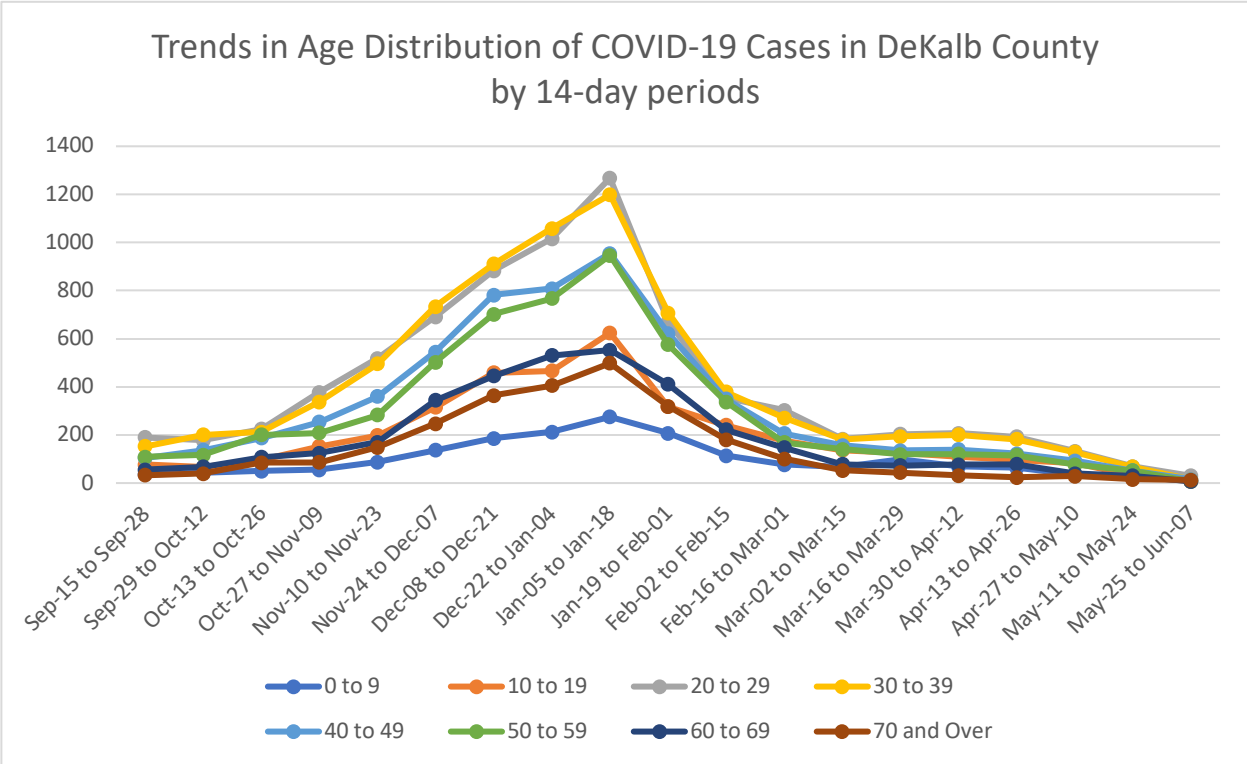
Demographics	N	%
Gender		
Female	31879	54.1%
Male	26567	45.1%
Unknown	525	0.9%
Age		
9 and Under	2418	4.1%
10 to 19	5256	8.9%
20 to 29	12038	20.4%
30 to 39	11725	19.9%
40 to 49	9279	15.7%
50 to 59	8425	14.3%
60 to 69	5366	9.1%
70 and Over	4303	7.3%
Unknown	161	0.3%
Race		
Asian	2467	4.2%
Black	26690	45.3%
Other	6223	10.6%
Unknown	9141	15.5%
White	14450	24.5%
Ethnicity		
Hispanic/Latino	6721	11.4%
Non-Hispanic/Latino	36835	62.5%
Not Specific/Unknown	15415	26.1%



*"Other" includes Native Hawaiian/Pacific Islander and American Indian/Native American

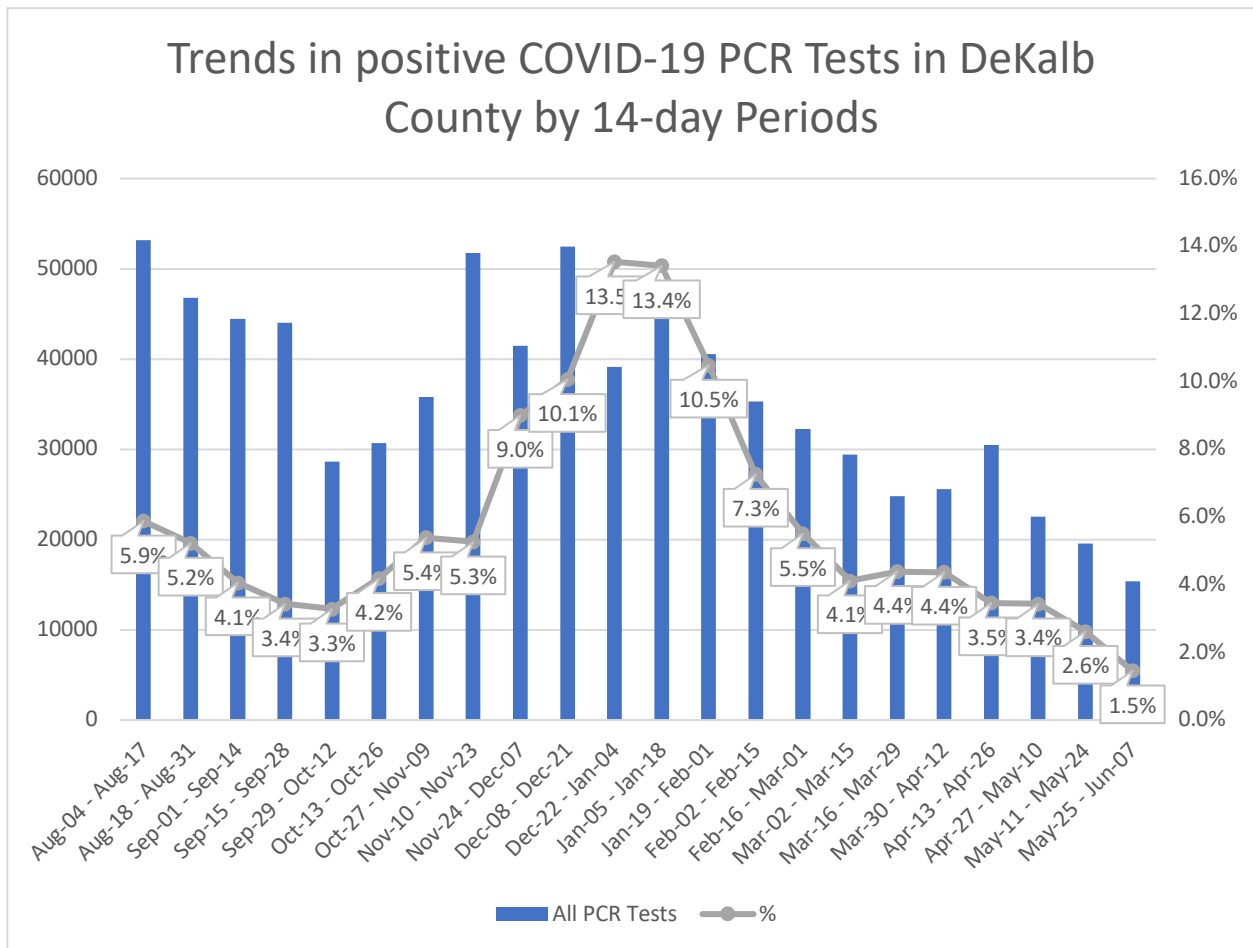


*"Other" includes Native Hawaiian/Pacific Islander and American Indian/Native American



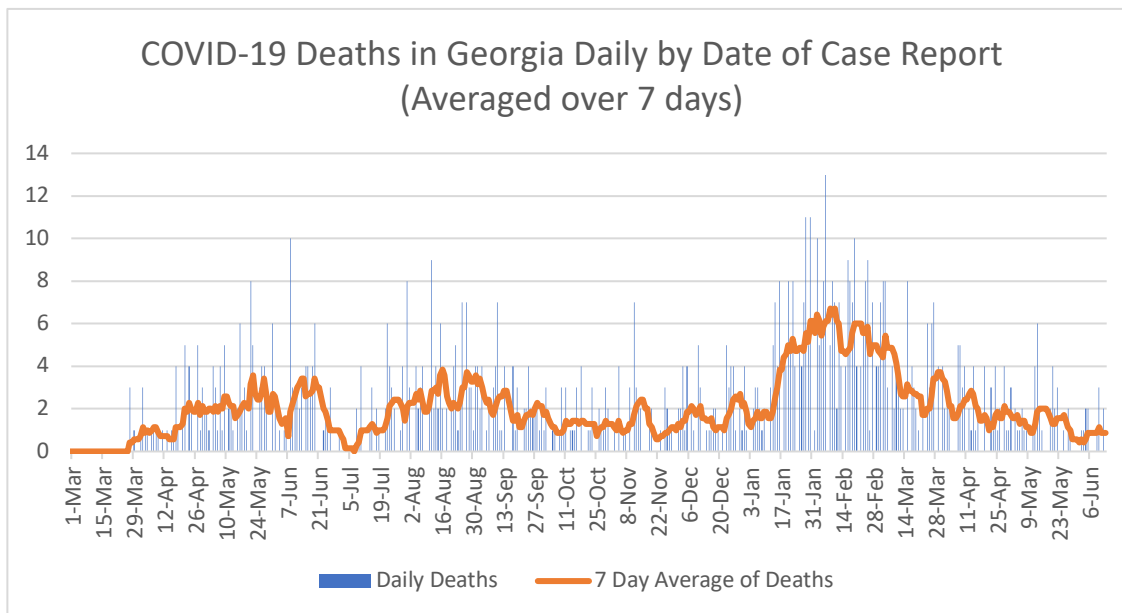
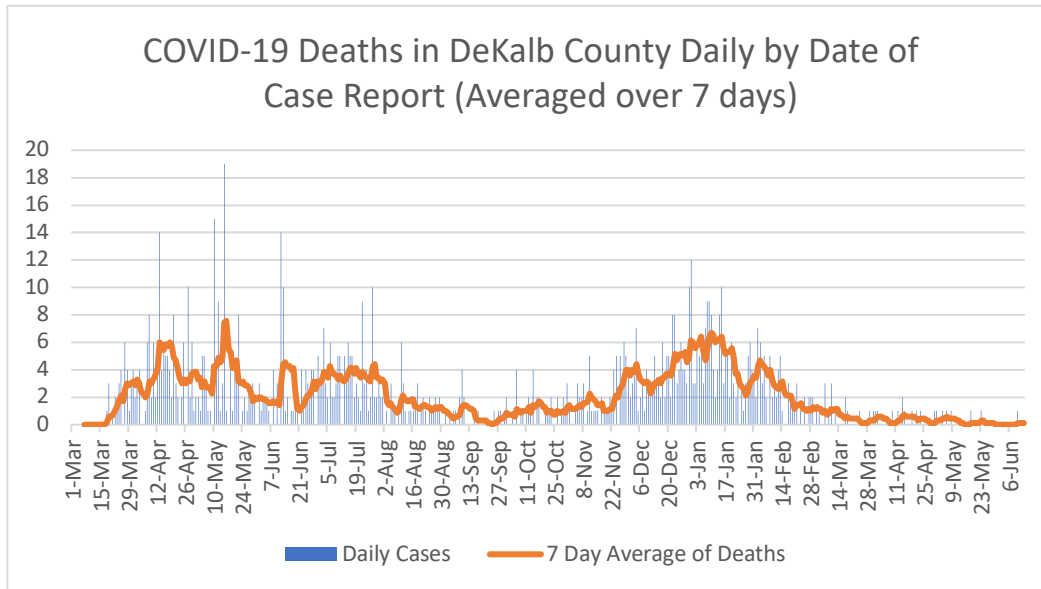
*Counts shown reflect the number of confirmed cases as of 6/14/21 using the date of first positive sample collection. Where date of first positive sample collection were not available, the date of report creation in GA SENDSS was used instead. All data reported are preliminary and subject to change

COVID-19 Testing and Positivity in DeKalb County



*Data as of 6/13/2021. Only data on Polymerase Chain Reaction (PCR) tests were included. All data reported are preliminary and subject to change

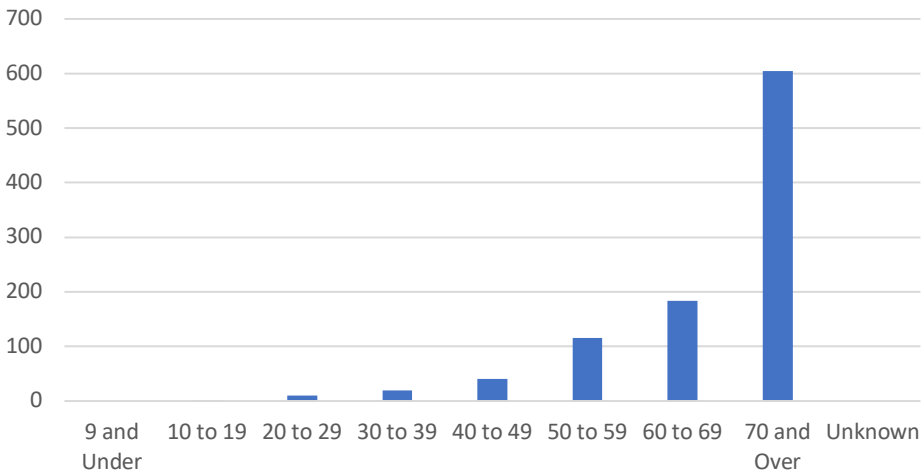
COVID-19 Related Deaths in DeKalb County and Georgia



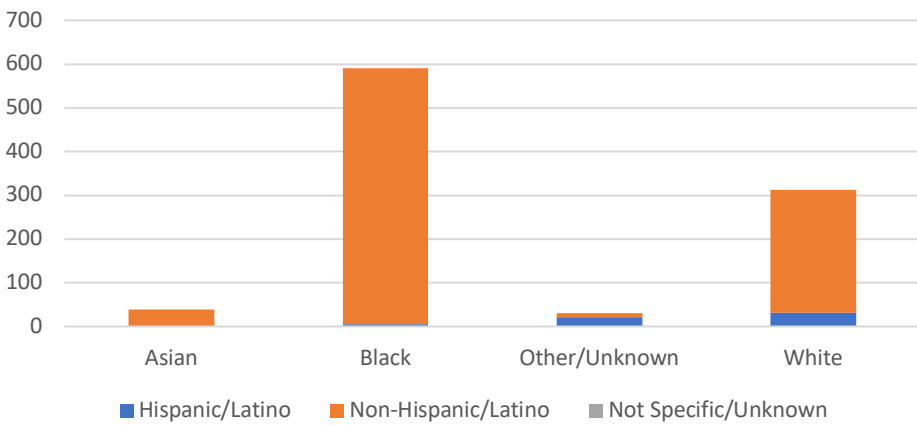
Note: Date of case reported used. All data reported are preliminary and subject to change.

Table 2. COVID-19 Related Hospitalizations/Deaths in DeKalb County, GA		Count	%
Hospitalization			
	Needed Hospitalization	4822	8.2%
	Not Known to Have Been Hospitalized	54149	91.8%
Deaths			
	Died	975	1.7%

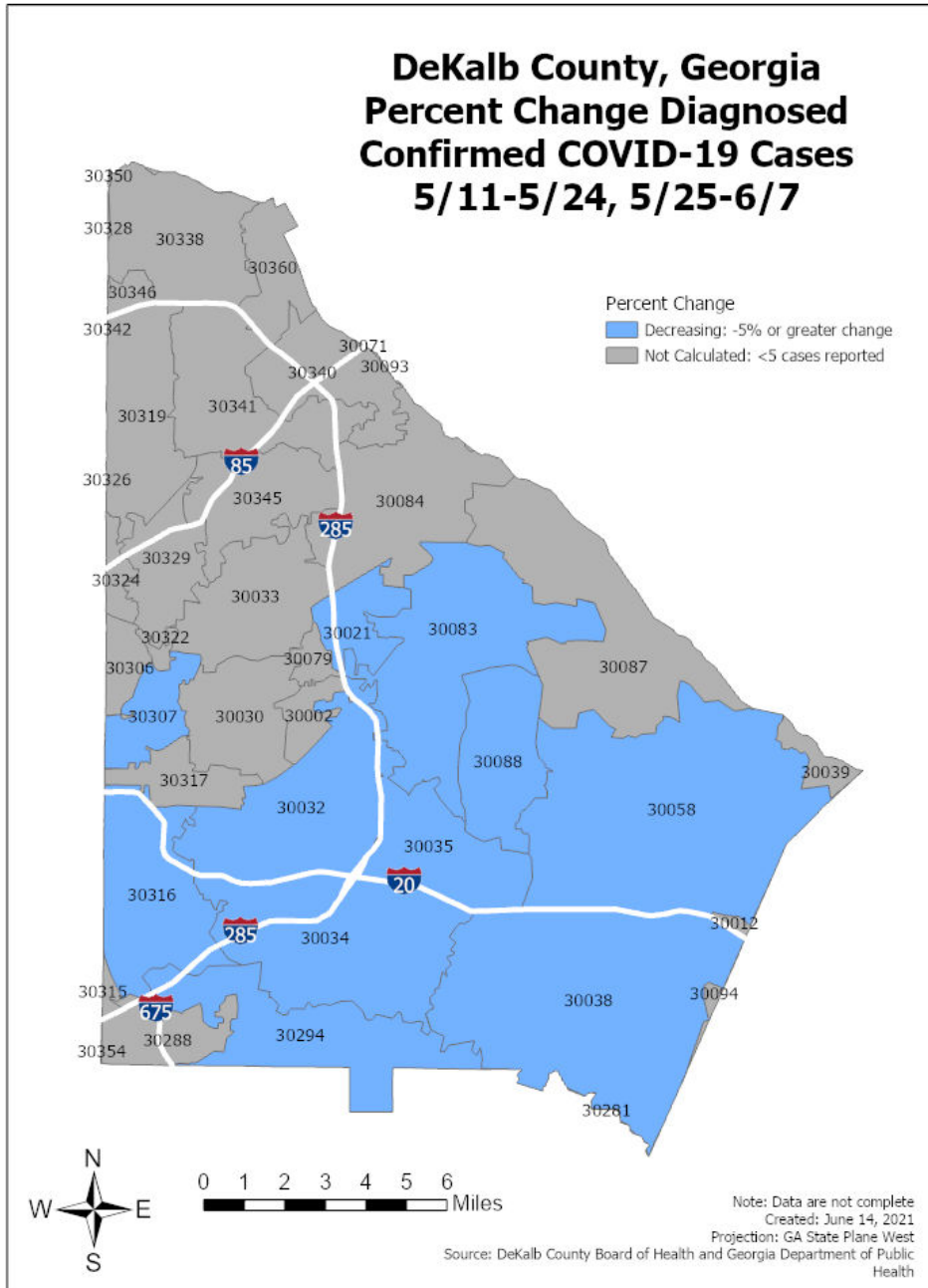
COVID-19 Related Deaths by Age, DeKalb County



COVID-19 Related Deaths by Race and Ethnicity, DeKalb County



Percent Change in COVID-19 Cases Between Two Most Recent 14-Day Periods*



*Note: Please see table below for more details on COVID-19 cases reported by zip code.

COVID-19 Case Counts by Zip Code

Table 3. COVID-19 Case Counts and Change in Two Most Recent 14-day Periods

Zip	Previous 6/8	Current 6/13	Percent of Total	Previous 14 Days 5/11-5/24	Recent 14 Days 5/25-6/7	Percent Change in 14 day periods
All DeKalb	58881	58971	100.0%	418	159	-62.0%
30058	4676	4687	7.9%	53	15	-71.7%
30083	4270	4281	7.3%	38	12	-68.4%
30034	3869	3875	6.6%	39	11	-71.8%
30032	3681	3690	6.3%	32	18	-43.8%
30319	3415	3418	5.8%	11	<5	-81.8%
30038	3324	3330	5.6%	39	13	-66.7%
30341	2833	2837	4.8%	14	<5	-71.4%
30329	2604	2607	4.4%	10	<5	-60.0%
30084	2530	2532	4.3%	11	<5	-63.6%
30338	2451	2452	4.2%	11	<5	-90.9%
30340	2295	2300	3.9%	6	<5	-33.3%
30087	2155	2155	3.7%	11	<5	-72.7%
30088	1967	1970	3.3%	24	7	-70.8%
30033	1931	1936	3.3%	9	<5	-55.6%
30021	1823	1823	3.1%	10	7	-30.0%
30294	1701	1703	2.9%	14	5	-64.3%
30035	1659	1667	2.8%	21	9	-57.1%
30345	1662	1667	2.8%	7	<5	-42.9%
30316	1625	1632	2.8%	14	9	-35.7%
30030	1489	1491	2.5%	9	<5	-66.7%
30360	1155	1155	2.0%	5	0	-100.0%
30317	875	875	1.5%	8	<5	-87.5%
30307	569	567	1.0%	7	5	-28.6%
30346	524	527	0.9%	<5	<5	-33.3%
30306	469	470	0.8%	<5	0	-100.0%
30350	365	360	0.6%	0	0	NA
30324	350	350	0.6%	<5	0	-100.0%
30002	304	305	0.5%	<5	0	-100.0%
30288	284	285	0.5%	<5	<5	0.0%
30079	244	245	0.4%	0	0	NA
30322	152	153	0.3%	0	0	NA
30039	60	60	0.1%	<5	0	-100.0%
30349	60	60	0.1%	<5	<5	0.0%
30328	55	55	0.1%	0	0	NA
30031	48	48	0.1%	0	0	NA
30094	42	42	0.1%	0	0	NA

30072	34	34	0.1%	0	0	NA
30318	33	33	0.1%	0	0	NA
30012	32	32	0.1%	0	0	NA
30342	31	31	0.1%	0	0	NA
30085	29	29	0.0%	0	0	NA
30047	26	26	0.0%	0	0	NA
30301	24	24	0.0%	0	0	NA
30086	22	22	0.0%	0	0	NA
30074	21	21	0.0%	0	0	NA
30016	20	20	0.0%	0	0	NA
30036	20	20	0.0%	0	0	NA
30037	20	20	0.0%	0	0	NA
30093	20	20	0.0%	<5	<5	0.0%
30337	17	18	0.0%	<5	<5	0.0%
30321	16	16	0.0%	0	0	NA
30092	15	15	0.0%	0	0	NA
30331	15	15	0.0%	0	0	NA
30312	14	14	0.0%	0	0	NA
30359	14	14	0.0%	0	0	NA
30362	14	14	0.0%	0	0	NA
30013	13	13	0.0%	0	0	NA
30314	13	13	0.0%	<5	0	-100.0%
30315	13	13	0.0%	0	0	NA
30333	13	13	0.0%	0	0	NA
30044	12	12	0.0%	0	0	NA
30305	12	12	0.0%	0	0	NA
30308	12	12	0.0%	0	0	NA
30281	11	11	0.0%	0	0	NA
30332	11	11	0.0%	0	0	NA
30334	11	11	0.0%	0	0	NA
30374	11	11	0.0%	0	0	NA
30022	10	10	0.0%	0	0	NA
30043	10	10	0.0%	0	0	NA
30045	10	10	0.0%	0	0	NA
30052	10	10	0.0%	0	0	NA
30303	10	10	0.0%	0	0	NA
30366	10	10	0.0%	0	0	NA
30046	9	9	0.0%	0	0	NA
30060	9	9	0.0%	0	0	NA
30096	9	9	0.0%	0	0	NA
30071	8	8	0.0%	0	0	NA

30309	8	8	0.0%	0	0	NA
30326	8	8	0.0%	0	0	NA
30356	8	8	0.0%	0	0	NA
30078	7	7	0.0%	0	0	NA
30135	7	7	0.0%	0	0	NA
30228	7	7	0.0%	0	0	NA
30302	7	7	0.0%	0	0	NA
30310	7	7	0.0%	0	0	NA
30339	7	7	0.0%	0	0	NA
30354	7	7	0.0%	0	0	NA
30014	6	6	0.0%	0	0	NA
30304	6	6	0.0%	0	0	NA
30344	6	6	0.0%	0	0	NA
30355	6	6	0.0%	0	0	NA
31146	6	6	0.0%	0	0	NA
30005	5	5	0.0%	0	0	NA
30024	5	5	0.0%	0	0	NA
30054	5	5	0.0%	0	0	NA
30080	5	5	0.0%	0	0	NA
30213	5	5	0.0%	0	0	NA
30252	5	5	0.0%	0	0	NA
30297	5	5	0.0%	0	0	NA
30320	5	5	0.0%	0	0	NA
30327	5	5	0.0%	0	0	NA
31141	5	5	0.0%	0	0	NA
Unknown	317	312	0.5%	0	0	NA

*In order to account for reporting lag of new diagnoses, the 14 day periods were calculated from a week prior. Data cleaning may lead to reassignment of cases from one territory to another based on corrected addresses which may appear as “decreases” when compared to previous counts. Zip codes with fewer than 5 cases reported were omitted from the table.