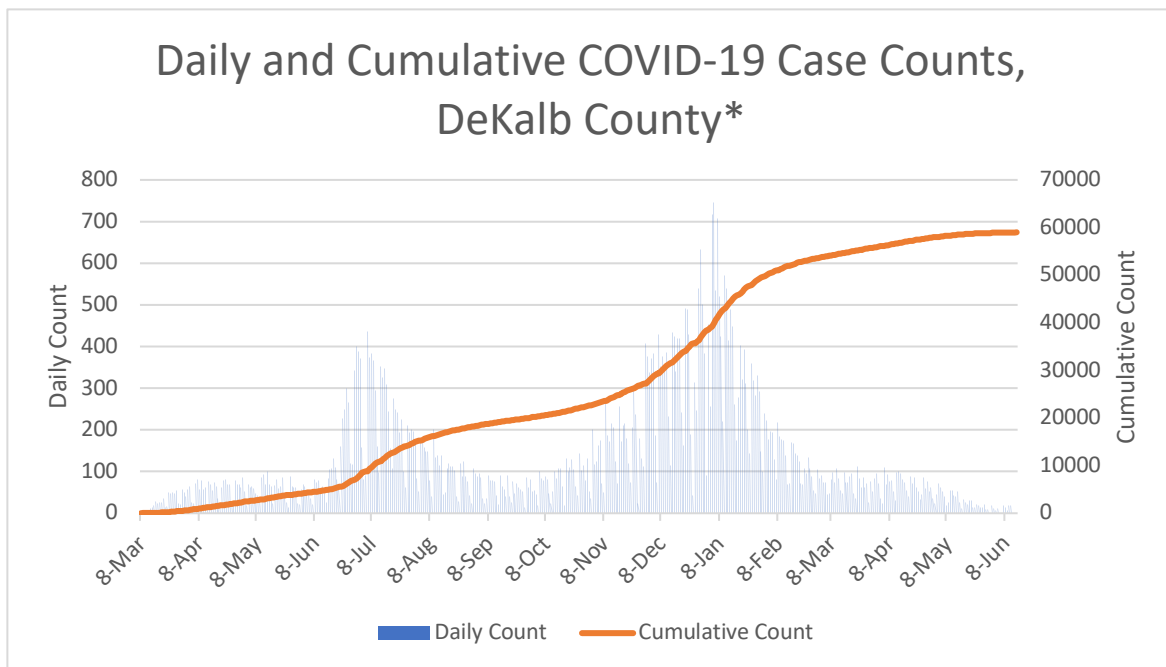
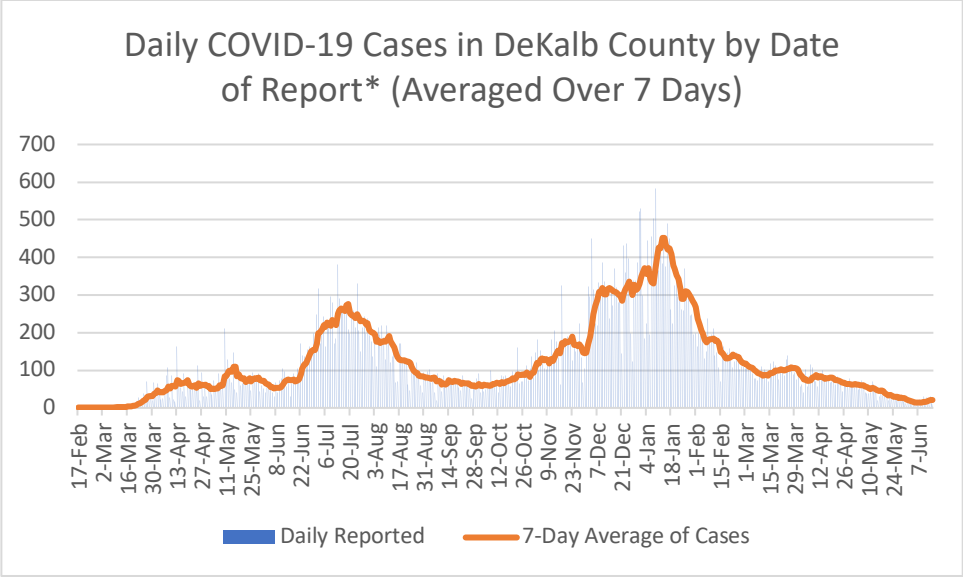


Summary

- As of June 15, DeKalb County has reported 59,007 confirmed cases of 2019 novel coronavirus disease (COVID-19) and 979 confirmed COVID-19 deaths. An increase of 36 cases (+0.1%) and 4 deaths (+0.4%) since the last report on June 14.
- 147 COVID-19 cases (19 cases per 100,000 population) were diagnosed in the most recent 14 day period (5/27 – 6/9), a **58.5% DECREASE** from the previous 14 day period (5/13 – 5/26).
- Among all persons diagnosed with COVID-19 in DeKalb County, 8.2% needed hospitalization and 1.7% died.
- As of June 15, Georgia Department of Public Health reported that DeKalb County accounted for 6.6% of total number of COVID-19 cases in Georgia to date.
- As of June 15, Georgia Department of Public Health reported that DeKalb County has administered 641,290 vaccines, with 349,083 with at least one dose (47%) and 298,718 fully vaccinated (40%).



*Counts shown reflect the number of confirmed cases as of 6/15/21 using the date of diagnosis which is calculated by using the date of first positive sample collection. Where date of first positive sample collection were not available, the date of report creation in GA SENDSS was used instead. **Note: All data reported are preliminary and subject to change. Delays in data reporting may cause changes in data counts, particularly within the last week (shaded area).

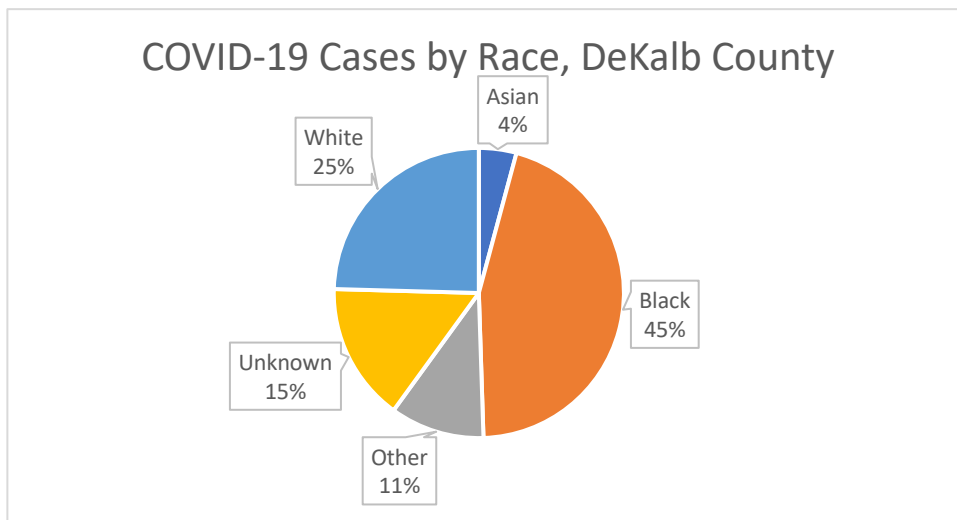


*Counts shown reflect the number of confirmed cases as of 6/15/21 using date of report creating in GA SendSS. All data reported are preliminary and subject to change.

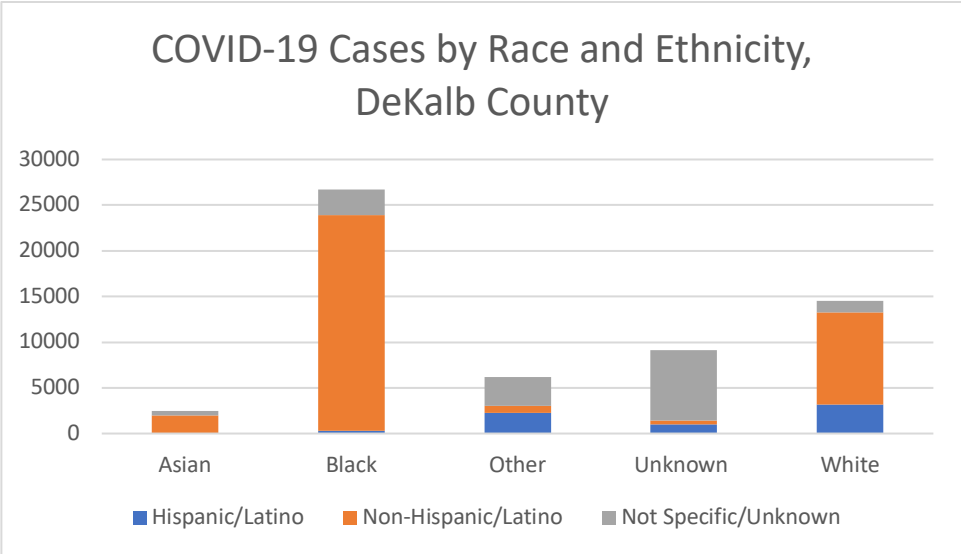
Demographic Distributions of COVID-19 Cases

Table 2. Demographics of COVID-19 Cases, DeKalb County, GA

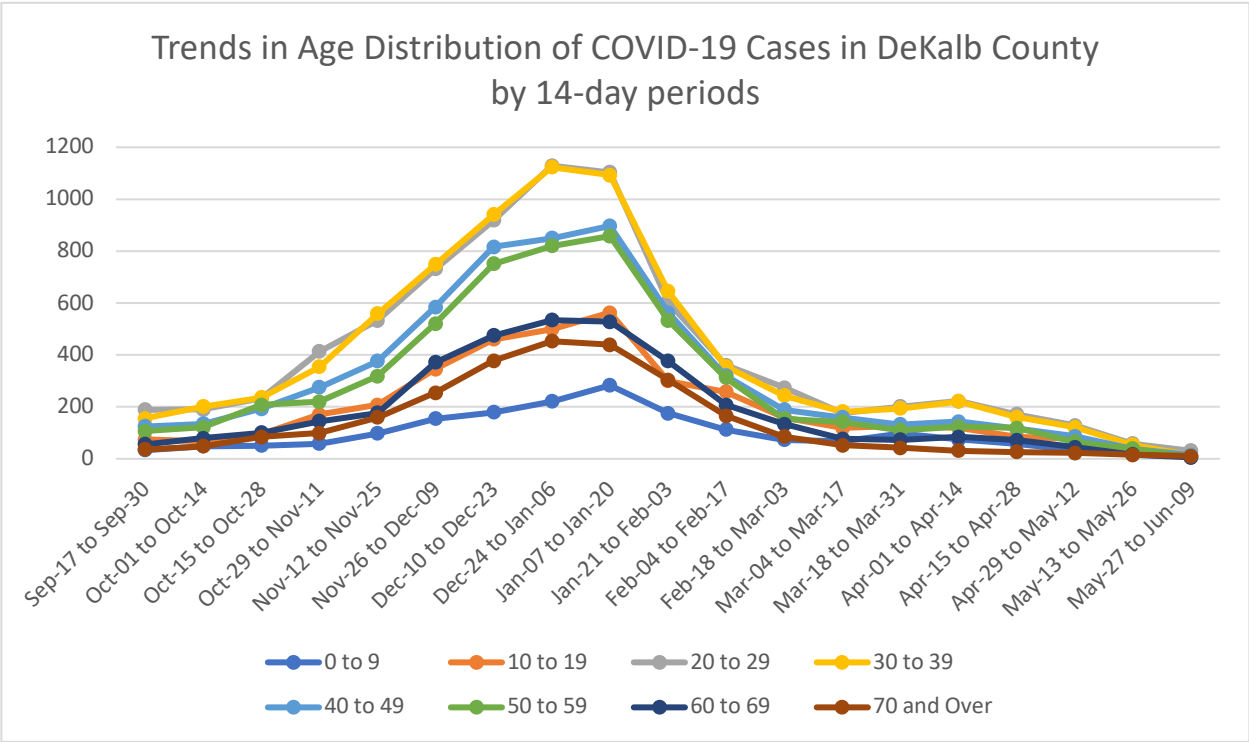
Demographics	N	%
Gender		
Female	31902	54.1%
Male	26581	45.0%
Unknown	524	0.9%
Age		
9 and Under	2422	4.1%
10 to 19	5259	8.9%
20 to 29	12050	20.4%
30 to 39	11729	19.9%
40 to 49	9283	15.7%
50 to 59	8430	14.3%
60 to 69	5372	9.1%
70 and Over	4306	7.3%
Unknown	156	0.3%
Race		
Asian	2471	4.2%
Black	26730	45.3%
Other	6204	10.5%
Unknown	9108	15.4%
White	14494	24.6%
Ethnicity		
Hispanic/Latino	6733	11.4%
Non-Hispanic/Latino	36879	62.5%
Not Specific/Unknown	15395	26.1%



*"Other" includes Native Hawaiian/Pacific Islander and American Indian/Native American

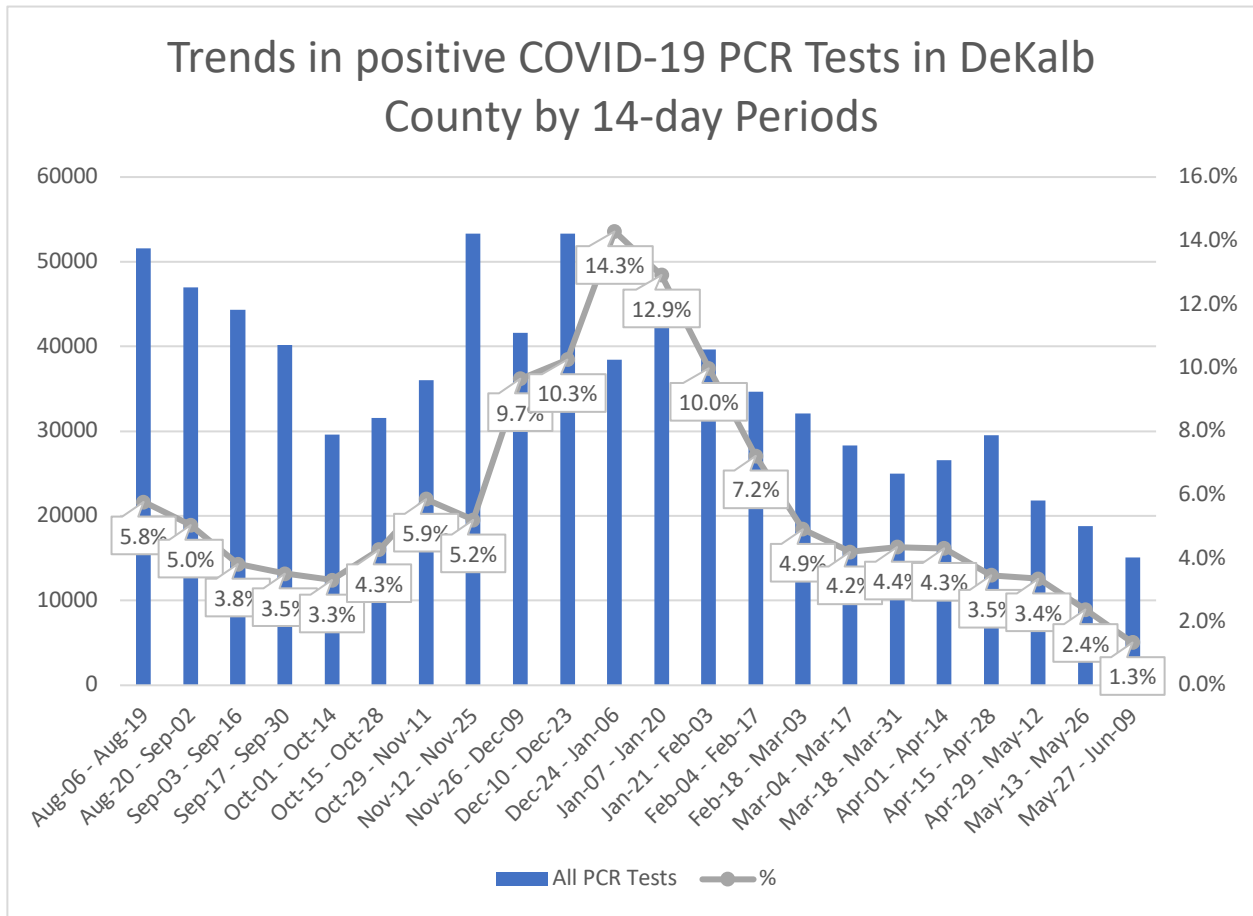


*"Other" includes Native Hawaiian/Pacific Islander and American Indian/Native American



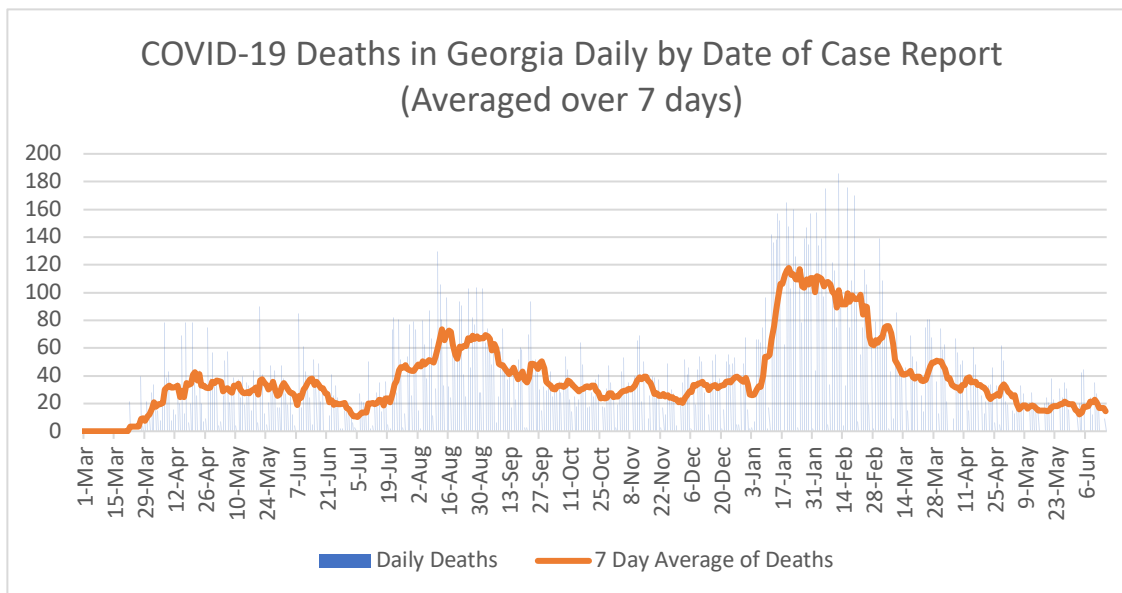
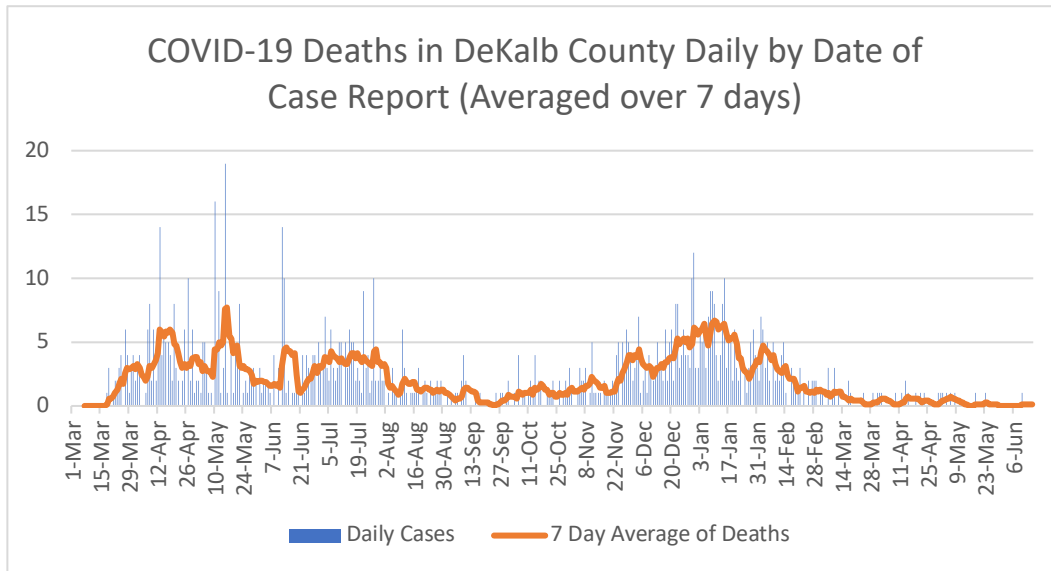
*Counts shown reflect the number of confirmed cases as of 6/15/21 using the date of first positive sample collection. Where date of first positive sample collection were not available, the date of report creation in GA SENDSS was used instead. All data reported are preliminary and subject to change

COVID-19 Testing and Positivity in DeKalb County



*Data as of 6/15/2021. Only data on Polymerase Chain Reaction (PCR) tests were included. All data reported are preliminary and subject to change

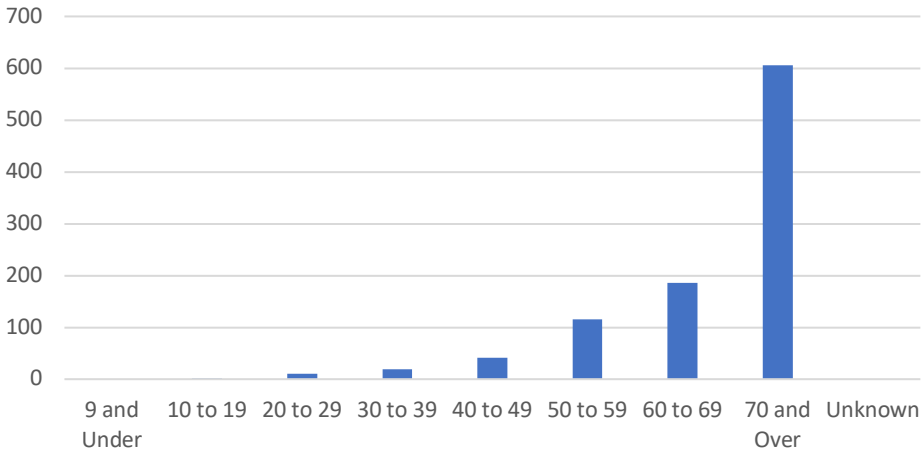
COVID-19 Related Deaths in DeKalb County and Georgia



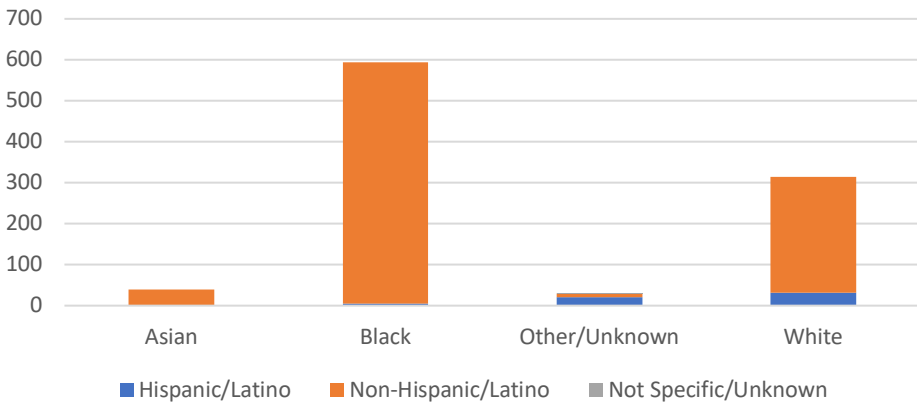
Note: Date of case reported used. All data reported are preliminary and subject to change.

Table 2. COVID-19 Related Hospitalizations/Deaths in DeKalb County, GA	Count	%
Hospitalization		
Needed Hospitalization	4828	8.2%
Not Known to Have Been Hospitalized	54179	91.8%
Deaths		
Died	979	1.7%

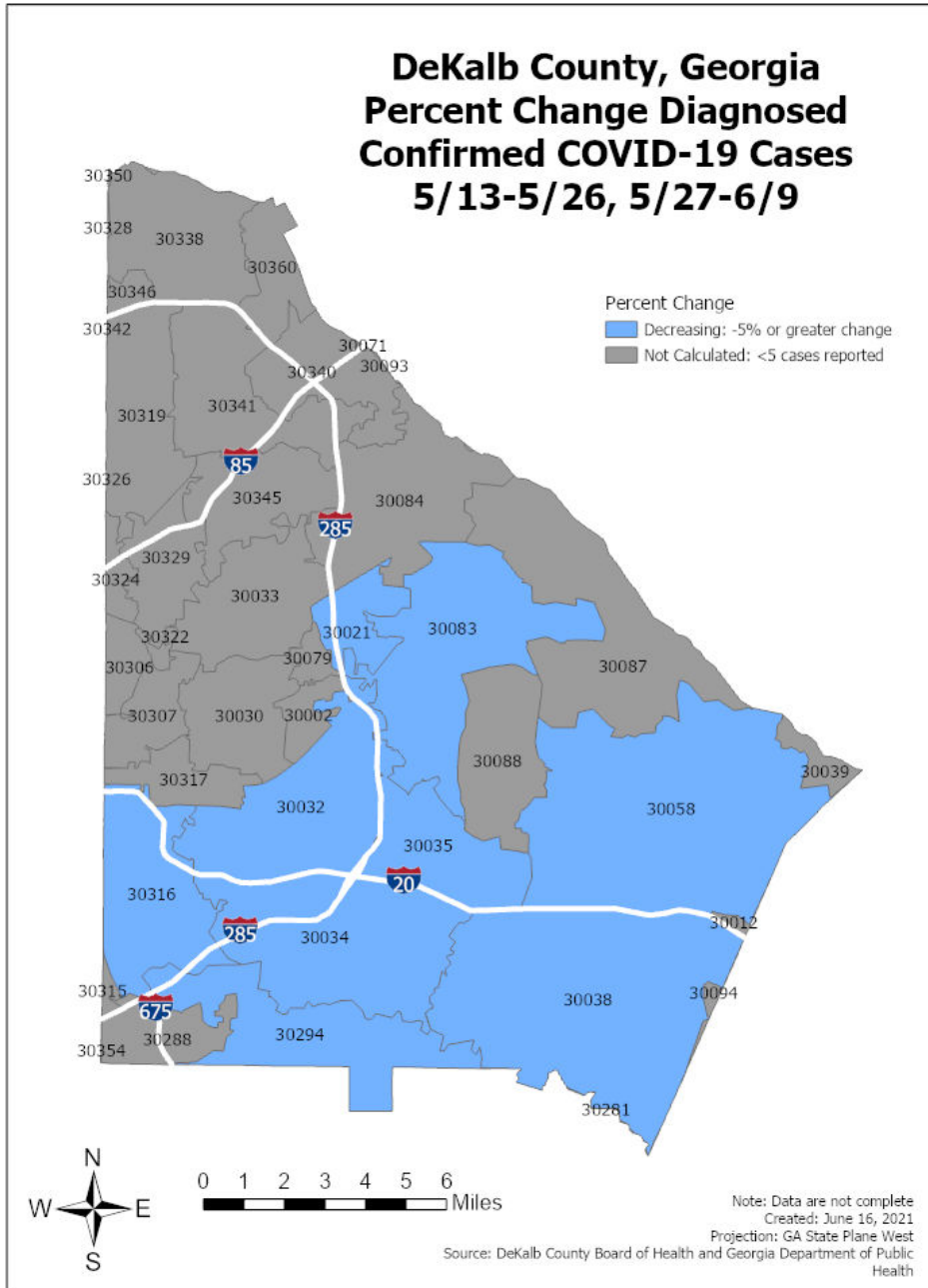
COVID-19 Related Deaths by Age, DeKalb County



COVID-19 Related Deaths by Race and Ethnicity, DeKalb County



Percent Change in COVID-19 Cases Between Two Most Recent 14-Day Periods*



*Note: Please see table below for more details on COVID-19 cases reported by zip code.

COVID-19 Case Counts by Zip Code

Table 3. COVID-19 Case Counts and Change in Two Most Recent 14-day Periods

Zip	Previous 6/13	Current 6/15	Percent of Total	Previous 14 Days 5/13-5/26	Recent 14 Days 5/27-6/9	Percent Change in 14 day periods
All DeKalb	58971	59007	100.0%	354	147	-58.5%
30058	4687	4692	8.0%	44	18	-59.1%
30083	4281	4286	7.3%	29	11	-62.1%
30034	3875	3876	6.6%	30	11	-63.3%
30032	3690	3691	6.3%	29	12	-58.6%
30319	3418	3417	5.8%	8	<5	-62.5%
30038	3330	3333	5.6%	34	12	-64.7%
30341	2837	2838	4.8%	11	<5	-63.6%
30329	2607	2607	4.4%	9	<5	-77.8%
30084	2532	2535	4.3%	10	<5	-60.0%
30338	2452	2452	4.2%	10	<5	-80.0%
30340	2300	2301	3.9%	6	<5	-33.3%
30087	2155	2155	3.7%	9	<5	-77.8%
30088	1970	1970	3.3%	19	<5	-84.2%
30033	1936	1936	3.3%	7	<5	-42.9%
30021	1823	1824	3.1%	9	7	-22.2%
30294	1703	1707	2.9%	11	5	-54.5%
30035	1667	1673	2.8%	20	12	-40.0%
30345	1667	1669	2.8%	<5	<5	0.0%
30316	1632	1632	2.8%	13	8	-38.5%
30030	1491	1492	2.5%	8	<5	-50.0%
30360	1155	1156	2.0%	5	0	-100.0%
30317	875	874	1.5%	<5	<5	-75.0%
30307	567	567	1.0%	8	<5	-62.5%
30346	527	528	0.9%	<5	<5	-50.0%
30306	470	471	0.8%	0	0	NA
30350	360	360	0.6%	<5	0	-100.0%
30324	350	350	0.6%	<5	0	-100.0%
30002	305	304	0.5%	<5	0	-100.0%
30288	285	285	0.5%	<5	0	-100.0%
30079	245	245	0.4%	0	0	NA
30322	153	153	0.3%	0	0	NA
30039	60	60	0.1%	0	0	NA
30349	60	60	0.1%	<5	<5	0.0%
30328	55	55	0.1%	0	0	NA
30031	48	48	0.1%	0	0	NA
30094	42	42	0.1%	0	0	NA
30072	34	34	0.1%	0	0	NA

30318	33	33	0.1%	0	0	NA
30012	32	32	0.1%	0	0	NA
30342	31	31	0.1%	0	0	NA
30085	29	29	0.0%	0	0	NA
30047	26	26	0.0%	0	0	NA
30301	24	24	0.0%	0	0	NA
30086	22	22	0.0%	0	0	NA
30074	21	21	0.0%	0	0	NA
30016	20	20	0.0%	0	0	NA
30036	20	20	0.0%	0	0	NA
30037	20	20	0.0%	0	0	NA
30093	20	20	0.0%	<5	<5	0.0%
30337	18	18	0.0%	<5	<5	0.0%
30321	16	16	0.0%	0	0	NA
30092	15	15	0.0%	0	0	NA
30331	15	15	0.0%	0	0	NA
30312	14	14	0.0%	0	0	NA
30359	14	14	0.0%	0	0	NA
30362	14	14	0.0%	0	0	NA
30013	13	13	0.0%	0	0	NA
30314	13	13	0.0%	<5	0	-100.0%
30315	13	13	0.0%	0	0	NA
30333	13	13	0.0%	0	0	NA
30044	12	12	0.0%	0	0	NA
30305	12	12	0.0%	0	0	NA
30308	12	12	0.0%	0	0	NA
30281	11	11	0.0%	0	0	NA
30332	11	11	0.0%	0	0	NA
30334	11	11	0.0%	0	0	NA
30374	11	11	0.0%	0	0	NA
30022	10	10	0.0%	0	0	NA
30043	10	10	0.0%	0	0	NA
30045	10	10	0.0%	0	0	NA
30052	10	10	0.0%	0	0	NA
30303	10	10	0.0%	0	0	NA
30366	10	10	0.0%	0	0	NA
30046	9	9	0.0%	0	0	NA
30060	9	9	0.0%	0	0	NA
30096	9	9	0.0%	0	0	NA
30071	8	8	0.0%	0	0	NA
30309	8	8	0.0%	0	0	NA
30326	8	8	0.0%	0	0	NA
30356	8	8	0.0%	0	0	NA

30078	7	7	0.0%	0	0	NA
30135	7	7	0.0%	0	0	NA
30228	7	7	0.0%	0	0	NA
30302	7	7	0.0%	0	0	NA
30310	7	7	0.0%	0	0	NA
30339	7	7	0.0%	0	0	NA
30354	7	7	0.0%	0	0	NA
30014	6	6	0.0%	0	0	NA
30304	6	6	0.0%	0	0	NA
30344	6	6	0.0%	0	0	NA
30355	6	6	0.0%	0	0	NA
31146	6	6	0.0%	0	0	NA
30005	5	5	0.0%	0	0	NA
30024	5	5	0.0%	0	0	NA
30054	5	5	0.0%	0	0	NA
30080	5	5	0.0%	0	0	NA
30213	5	5	0.0%	0	0	NA
30252	5	5	0.0%	0	0	NA
30297	5	5	0.0%	0	0	NA
30320	5	5	0.0%	0	0	NA
30327	5	5	0.0%	0	0	NA
31141	5	5	0.0%	0	0	NA
Unknown	312	313	0.5%	0	0	NA

*In order to account for reporting lag of new diagnoses, the 14 day periods were calculated from a week prior. Data cleaning may lead to reassignment of cases from one territory to another based on corrected addresses which may appear as “decreases” when compared to previous counts. Zip codes with fewer than 5 cases reported were omitted from the table.