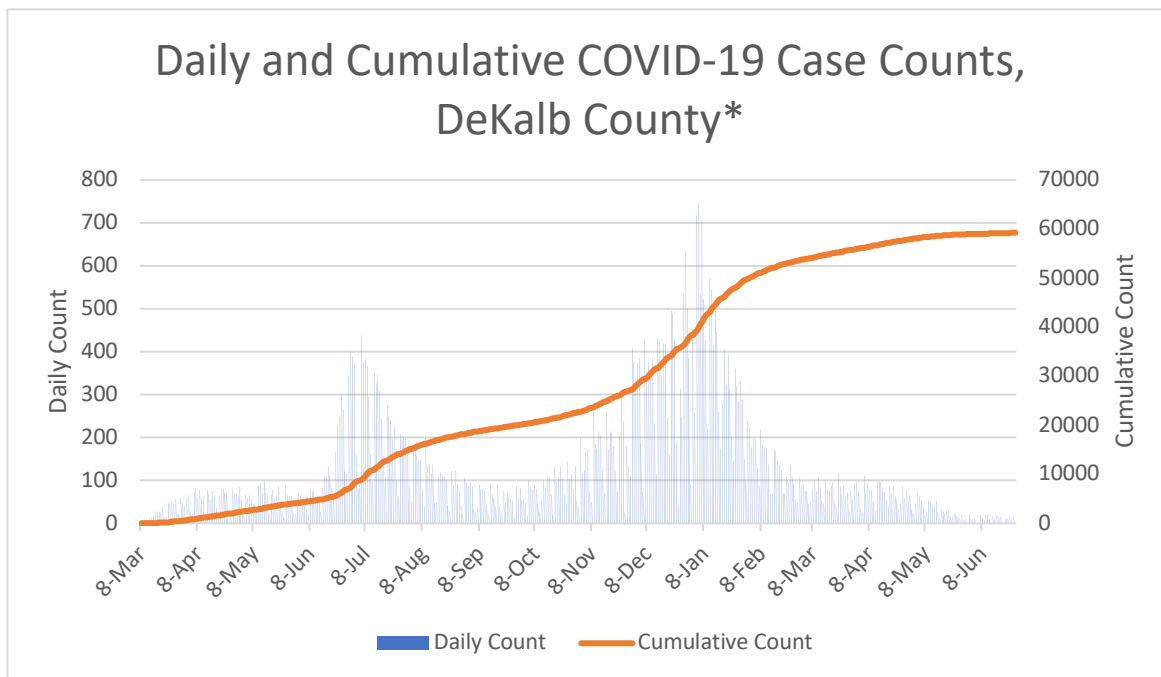
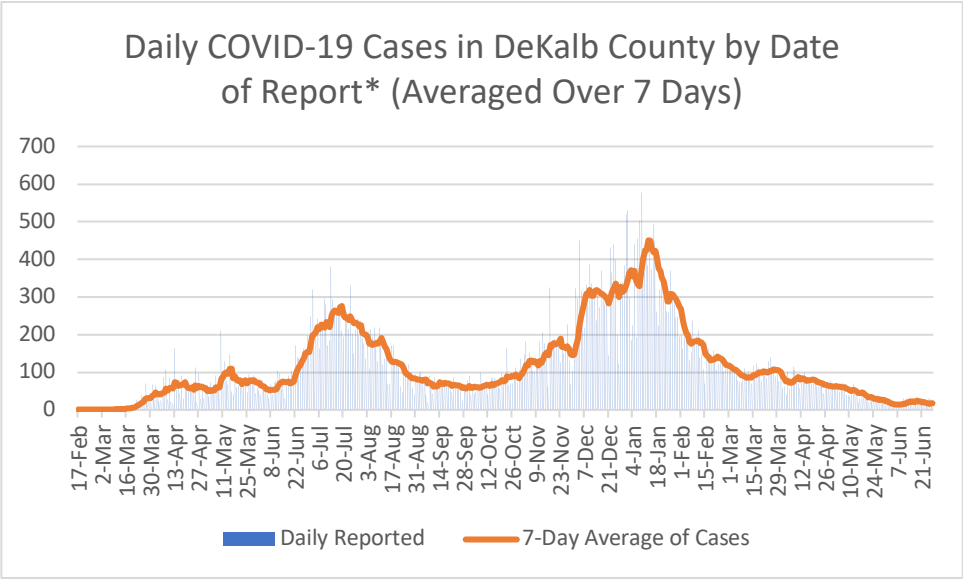


Summary

- As of June 29, DeKalb County has reported 59,242 confirmed cases of 2019 novel coronavirus disease (COVID-19) and 988 confirmed COVID-19 deaths. An increase of 22 cases (+0.0%) and 0 deaths (+0.0%) since the last report on June 28.
- 175 COVID-19 cases (22 cases per 100,000 population) were diagnosed in the most recent 14 day period (6/10 – 6/23), a **16.7% INCREASE** from the previous 14 day period (5/27 – 6/9).
- Among all persons diagnosed with COVID-19 in DeKalb County, 8.2% needed hospitalization and 1.7% died.
- As of June 29, Georgia Department of Public Health reported that DeKalb County accounted for 6.6% of total number of COVID-19 cases in Georgia to date.
- As of June 29, Georgia Department of Public Health reported that DeKalb County has administered 669,540 vaccines, with 359,297 with at least one dose (48%) and 317,008 fully vaccinated (42%).



*Counts shown reflect the number of confirmed cases as of 6/30/21 using the date of diagnosis which is calculated by using the date of first positive sample collection. Where date of first positive sample collection were not available, the date of report creation in GA SENDSS was used instead. **Note: All data reported are preliminary and subject to change. Delays in data reporting may cause changes in data counts, particularly within the last week (shaded area).

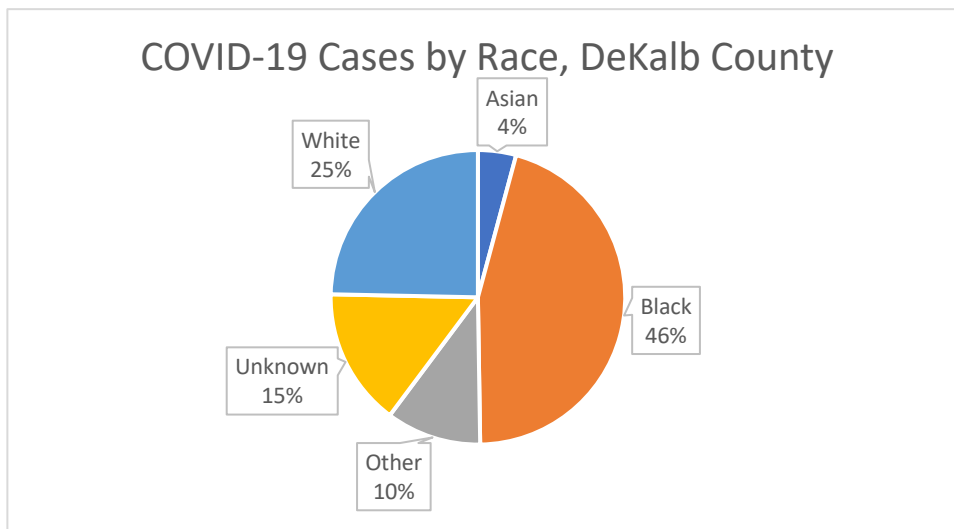


*Counts shown reflect the number of confirmed cases as of 6/30/21 using date of report creating in GA SendSS. All data reported are preliminary and subject to change.

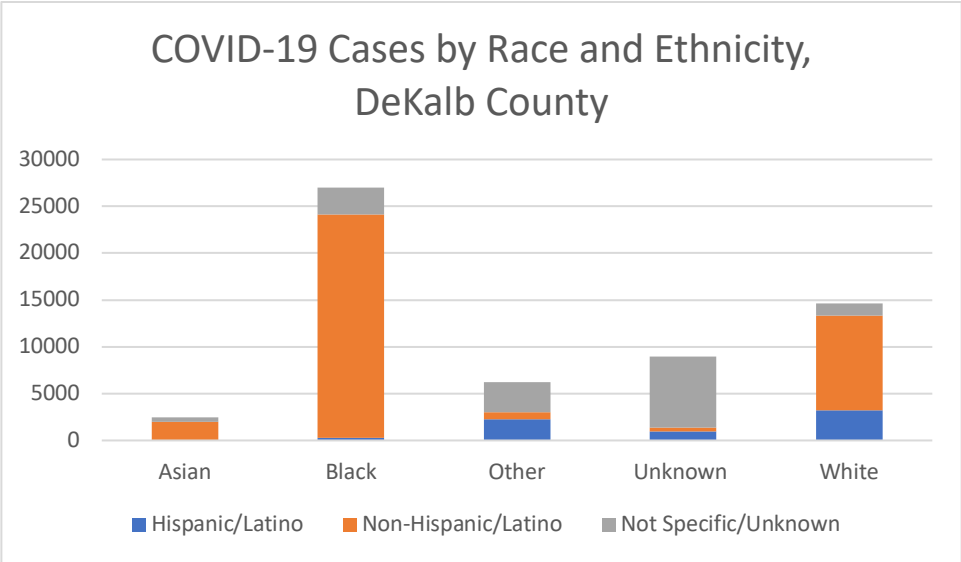
Demographic Distributions of COVID-19 Cases

Table 2. Demographics of COVID-19 Cases, DeKalb County, GA

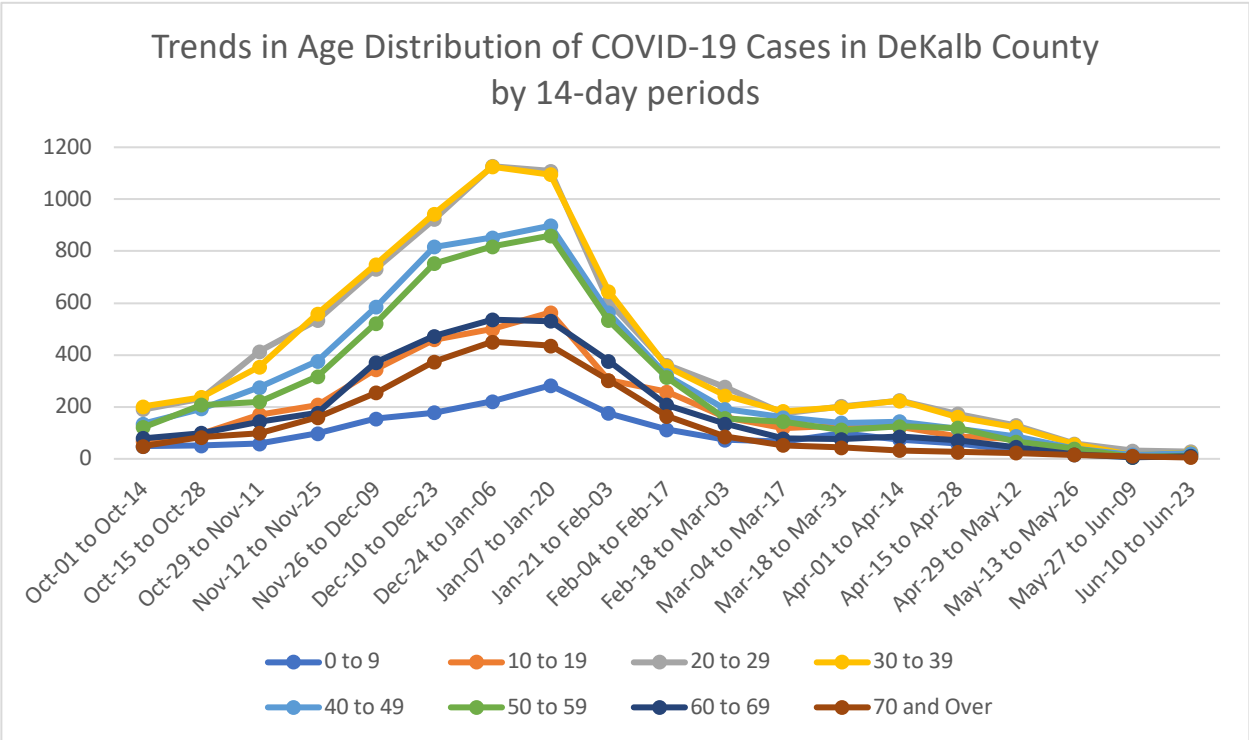
Demographics	N	%
Gender		
Female	32044	54.1%
Male	26675	45.0%
Unknown	523	0.9%
Age		
9 and Under	2444	4.1%
10 to 19	5286	8.9%
20 to 29	12097	20.4%
30 to 39	11774	19.9%
40 to 49	9321	15.7%
50 to 59	8453	14.3%
60 to 69	5393	9.1%
70 and Over	4315	7.3%
Unknown	159	0.3%
Race		
Asian	2481	4.2%
Black	26993	45.6%
Other	6195	10.5%
Unknown	8958	15.1%
White	14615	24.7%
Ethnicity		
Hispanic/Latino	6787	11.5%
Non-Hispanic/Latino	37157	62.7%
Not Specific/Unknown	15298	25.8%



*"Other" includes Native Hawaiian/Pacific Islander and American Indian/Native American

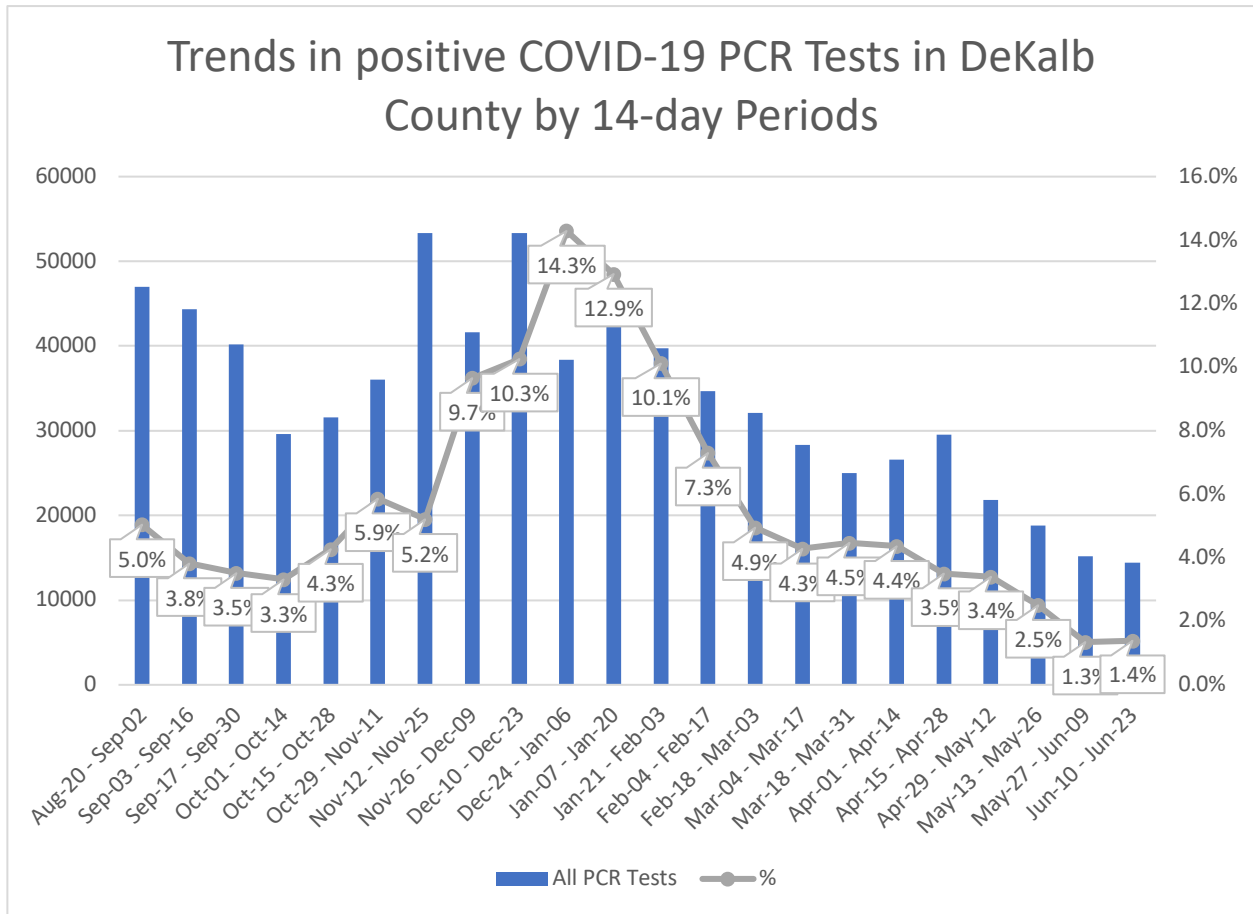


*"Other" includes Native Hawaiian/Pacific Islander and American Indian/Native American



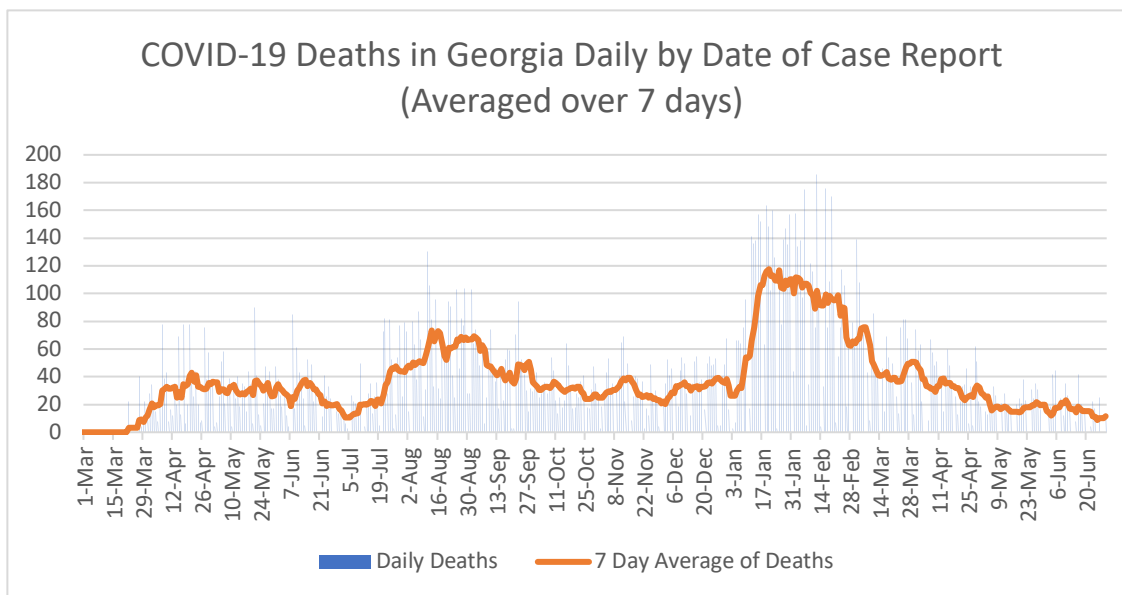
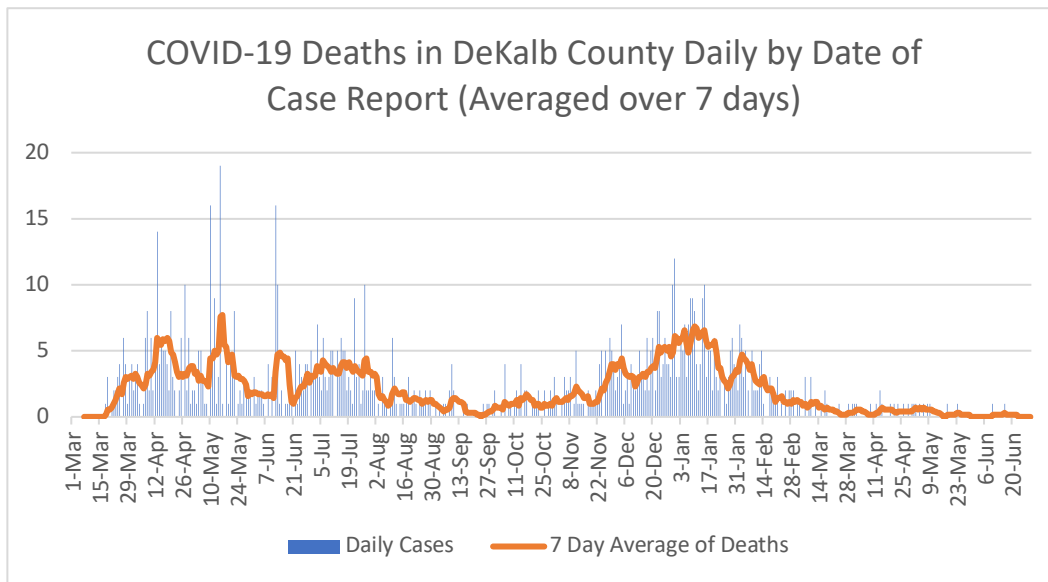
*Counts shown reflect the number of confirmed cases as of 6/30/21 using the date of first positive sample collection. Where date of first positive sample collection were not available, the date of report creation in GA SENDSS was used instead. All data reported are preliminary and subject to change

COVID-19 Testing and Positivity in DeKalb County



*Data as of 6/30/2021. Only data on Polymerase Chain Reaction (PCR) tests were included. All data reported are preliminary and subject to change

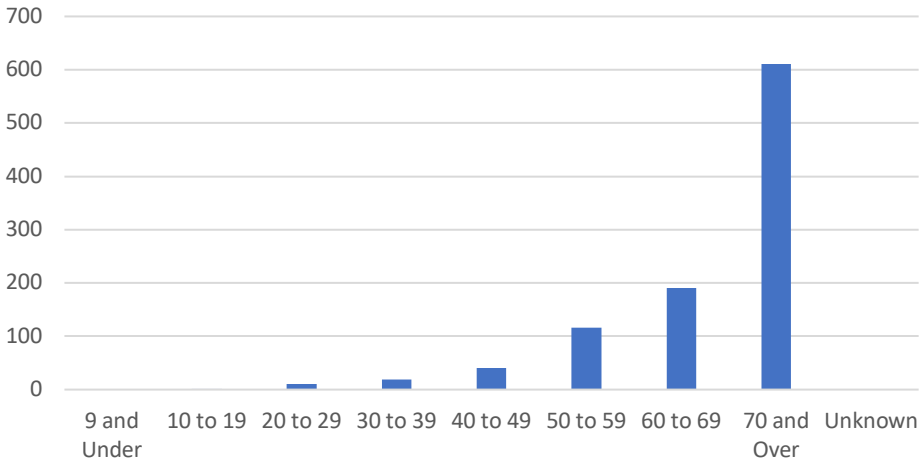
COVID-19 Related Deaths in DeKalb County and Georgia



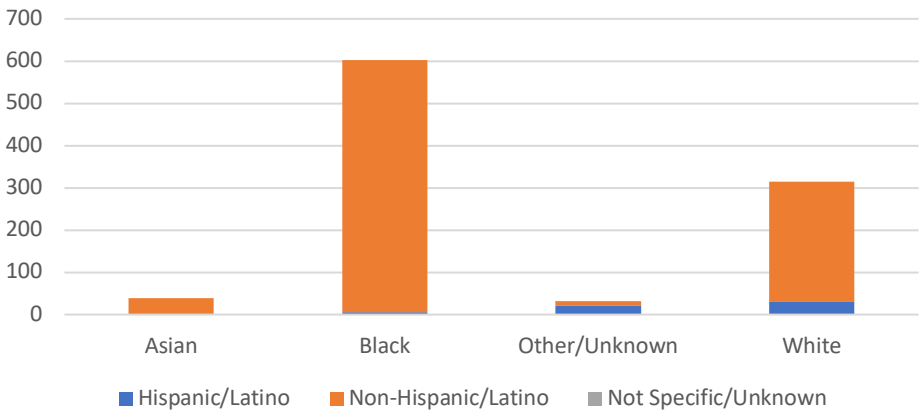
Note: Date of case reported used. All data reported are preliminary and subject to change.

Table 2. COVID-19 Related Hospitalizations/Deaths in DeKalb County, GA	Count	%
Hospitalization		
Needed Hospitalization	4879	8.2%
Not Known to Have Been Hospitalized	54363	91.8%
Deaths		
Died	988	1.7%

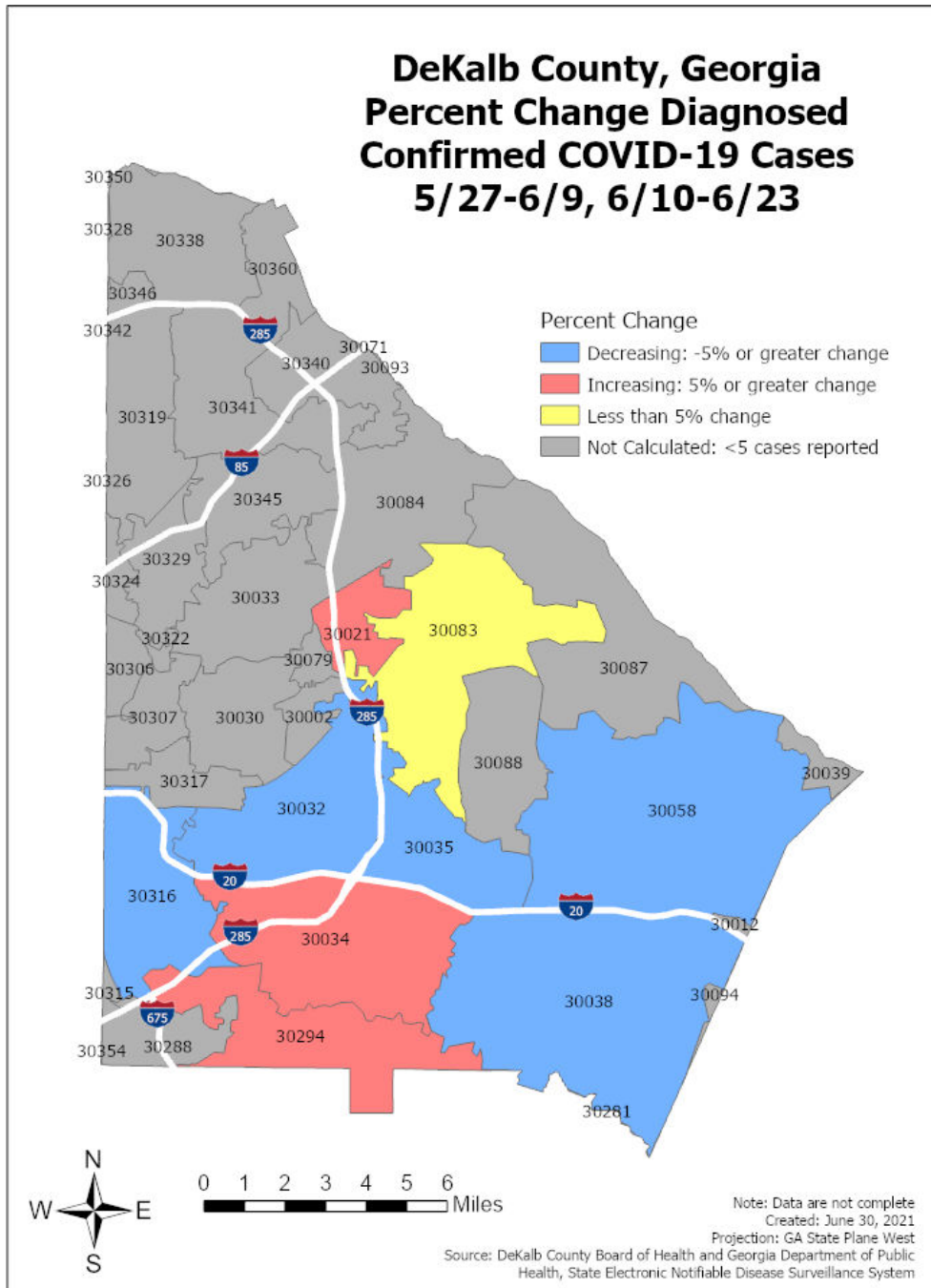
COVID-19 Related Deaths by Age, DeKalb County



COVID-19 Related Deaths by Race and Ethnicity, DeKalb County



Percent Change in COVID-19 Cases Between Two Most Recent 14-Day Periods*



*Note: Please see table below for more details on COVID-19 cases reported by zip code.

COVID-19 Case Counts by Zip Code

Table 3. COVID-19 Case Counts and Change in Two Most Recent 14-day Periods

Zip	Previous 6/27	Current 6/29	Percent of Total	Previous 14 Days 5/27-6/9	Recent 14 Days 6/10-6/23	Percent Change in 14 day periods
All DeKalb	59220	59242	100.0%	150	175	16.7%
30058	4716	4718	8.0%	18	12	-33.3%
30083	4308	4307	7.3%	12	12	0.0%
30034	3894	3894	6.6%	11	15	36.4%
30032	3702	3704	6.3%	12	9	-25.0%
30319	3420	3421	5.8%	<5	<5	33.3%
30038	3345	3348	5.7%	12	9	-25.0%
30341	2848	2847	4.8%	<5	6	50.0%
30329	2612	2617	4.4%	<5	<5	-50.0%
30084	2540	2541	4.3%	<5	7	75.0%
30338	2456	2457	4.1%	<5	5	400.0%
30340	2307	2308	3.9%	<5	7	75.0%
30087	2163	2164	3.7%	<5	10	400.0%
30088	1980	1981	3.3%	<5	8	166.7%
30033	1941	1943	3.3%	<5	8	100.0%
30021	1834	1834	3.1%	7	11	57.1%
30294	1711	1710	2.9%	6	7	16.7%
30035	1683	1684	2.8%	12	6	-50.0%
30345	1673	1673	2.8%	<5	<5	-25.0%
30316	1640	1640	2.8%	8	7	-12.5%
30030	1500	1500	2.5%	5	<5	-20.0%
30360	1162	1162	2.0%	0	0	NA
30317	877	877	1.5%	<5	<5	0.0%
30307	568	568	1.0%	<5	<5	-66.7%
30346	531	531	0.9%	<5	<5	100.0%
30306	472	472	0.8%	0	0	NA
30350	361	363	0.6%	0	0	NA
30324	354	354	0.6%	0	0	NA
30002	305	305	0.5%	0	0	NA
30288	287	289	0.5%	0	0	NA
30079	245	245	0.4%	<5	0	-100.0%
30322	153	153	0.3%	0	0	NA
30039	60	60	0.1%	0	0	NA
30349	60	60	0.1%	<5	0	-100.0%
30328	55	54	0.1%	0	0	NA
30031	49	49	0.1%	0	0	NA
30094	42	42	0.1%	0	0	NA
30072	34	34	0.1%	0	0	NA

30318	33	33	0.1%		0	0	NA
30012	32	32	0.1%		0	0	NA
30342	31	31	0.1%		0	0	NA
30085	30	30	0.1%		0	0	NA
30047	26	26	0.0%		0	0	NA
30301	25	25	0.0%		0	0	NA
30086	22	22	0.0%		0	0	NA
30074	21	21	0.0%		0	0	NA
30016	20	20	0.0%		0	0	NA
30036	20	20	0.0%		0	0	NA
30037	20	20	0.0%		0	0	NA
30093	20	20	0.0%	<5		0	-100.0%
30337	18	18	0.0%	<5		0	-100.0%
30321	16	16	0.0%		0	0	NA
30092	15	15	0.0%		0	0	NA
30331	15	15	0.0%		0	0	NA
30312	14	14	0.0%		0	0	NA
30333	14	14	0.0%		0	0	NA
30359	14	14	0.0%		0	0	NA
30362	14	14	0.0%		0	0	NA
30013	13	13	0.0%		0	0	NA
30314	13	13	0.0%		0	0	NA
30315	13	13	0.0%		0	0	NA
30044	12	12	0.0%		0	0	NA
30305	12	12	0.0%		0	0	NA
30308	12	12	0.0%		0	0	NA
30281	11	11	0.0%		0	0	NA
30332	11	11	0.0%		0	0	NA
30334	11	11	0.0%		0	0	NA
30374	11	11	0.0%		0	0	NA
30022	10	10	0.0%		0	0	NA
30043	10	10	0.0%		0	0	NA
30045	10	10	0.0%		0	0	NA
30052	10	10	0.0%		0	0	NA
30303	10	10	0.0%		0	0	NA
30366	10	10	0.0%		0	0	NA
30046	9	9	0.0%		0	0	NA
30060	9	9	0.0%		0	0	NA
30096	9	9	0.0%		0	0	NA
30309	8	9	0.0%		0	0	NA
30071	8	8	0.0%		0	0	NA
30310	8	8	0.0%		0	0	NA
30326	8	8	0.0%		0	0	NA

30356	8	8	0.0%	<5	0	-100.0%
30078	7	7	0.0%	0	0	NA
30135	7	7	0.0%	0	0	NA
30228	7	7	0.0%	0	0	NA
30302	7	7	0.0%	0	0	NA
30339	7	7	0.0%	0	0	NA
30354	7	7	0.0%	0	0	NA
30014	6	6	0.0%	0	0	NA
30304	6	6	0.0%	0	0	NA
30344	6	6	0.0%	0	0	NA
30355	6	6	0.0%	0	0	NA
31146	6	6	0.0%	<5	0	-100.0%
30005	5	5	0.0%	0	0	NA
30024	5	5	0.0%	0	0	NA
30054	5	5	0.0%	0	0	NA
30080	5	5	0.0%	0	0	NA
30213	5	5	0.0%	0	0	NA
30252	5	5	0.0%	0	0	NA
30297	5	5	0.0%	0	0	NA
30320	5	5	0.0%	0	0	NA
30327	5	5	0.0%	0	0	NA
31141	5	5	0.0%	0	0	NA
Unknown	312	312	0.5%	<5	<5	0.0%

*In order to account for reporting lag of new diagnoses, the 14 day periods were calculated from a week prior. Data cleaning may lead to reassignment of cases from one territory to another based on corrected addresses which may appear as “decreases” when compared to previous counts. Zip codes with fewer than 5 cases reported were omitted from the table.