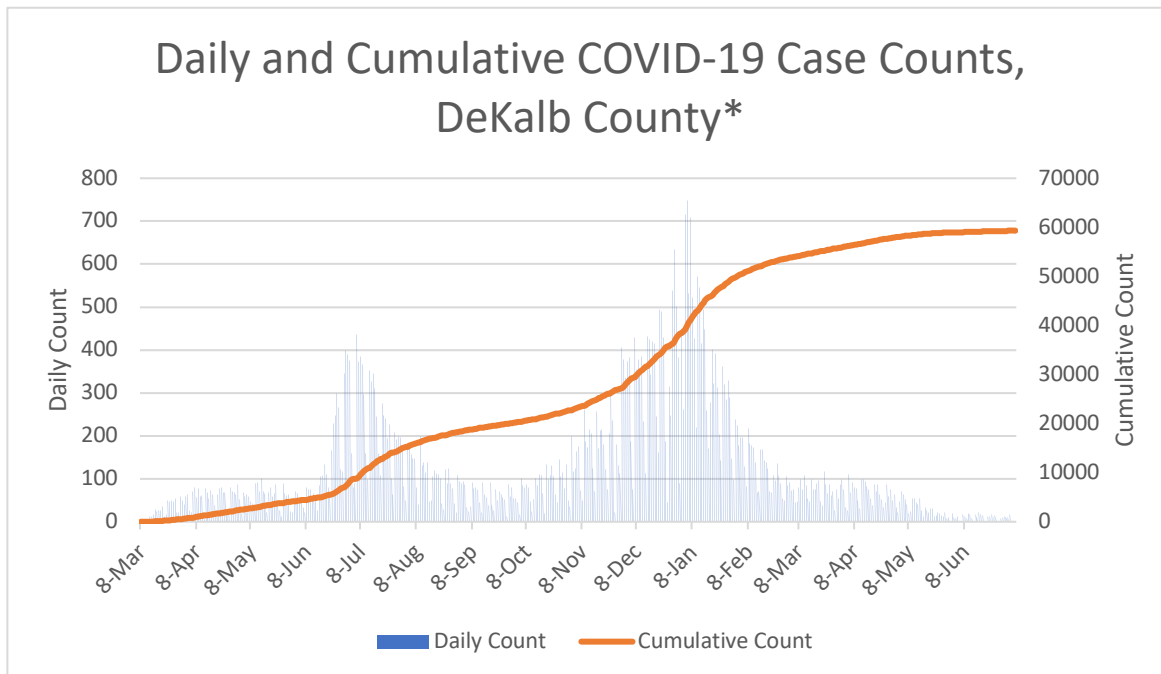
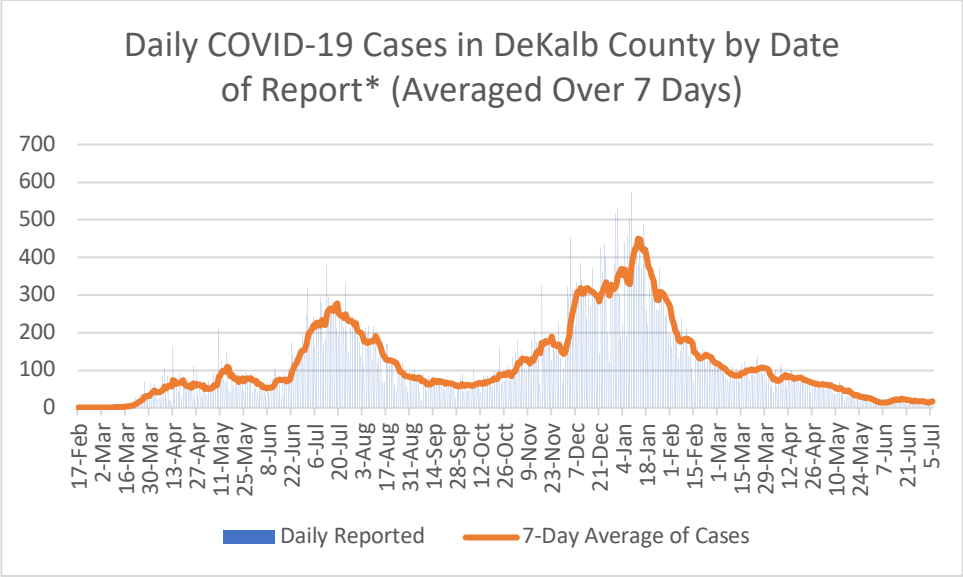


Summary

- As of July 6, DeKalb County has reported 59,324 confirmed cases of 2019 novel coronavirus disease (COVID-19) and 989 confirmed COVID-19 deaths. An increase of 23 cases (+0.0%) and 1 deaths (+0.0%) since the last report on June 30.
- 147 COVID-19 cases (18.5 cases per 100,000 population) were diagnosed in the most recent 14 day period (6/17 – 6/30), a **7.0% DECREASE** from the previous 14 day period (6/3 – 6/16).
- Among all persons diagnosed with COVID-19 in DeKalb County, 8.3% needed hospitalization and 1.7% died.
- As of July 6, Georgia Department of Public Health reported that DeKalb County accounted for 6.6% of total number of COVID-19 cases in Georgia to date.
- As of July 6, Georgia Department of Public Health reported that DeKalb County has administered 677,378 vaccines, with 362,475 with at least one dose (48%) and 321,712 fully vaccinated (43%).



*Counts shown reflect the number of confirmed cases as of 7/6/21 using the date of diagnosis which is calculated by using the date of first positive sample collection. Where date of first positive sample collection were not available, the date of report creation in GA SENDSS was used instead. **Note: All data reported are preliminary and subject to change. Delays in data reporting may cause changes in data counts, particularly within the last week (shaded area).

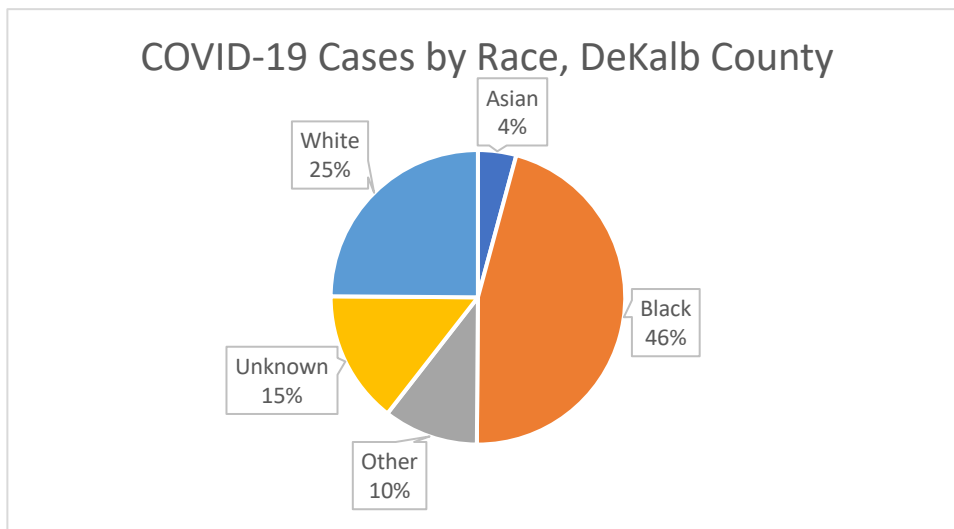


*Counts shown reflect the number of confirmed cases as of 7/6/21 using date of report creating in GA SendSS. All data reported are preliminary and subject to change.

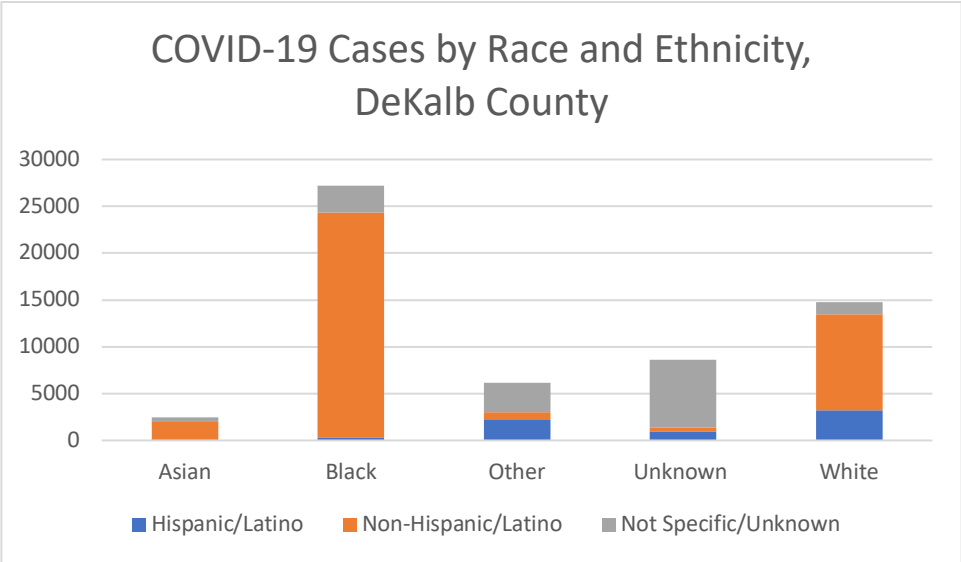
Demographic Distributions of COVID-19 Cases

Table 2. Demographics of COVID-19 Cases, DeKalb County, GA

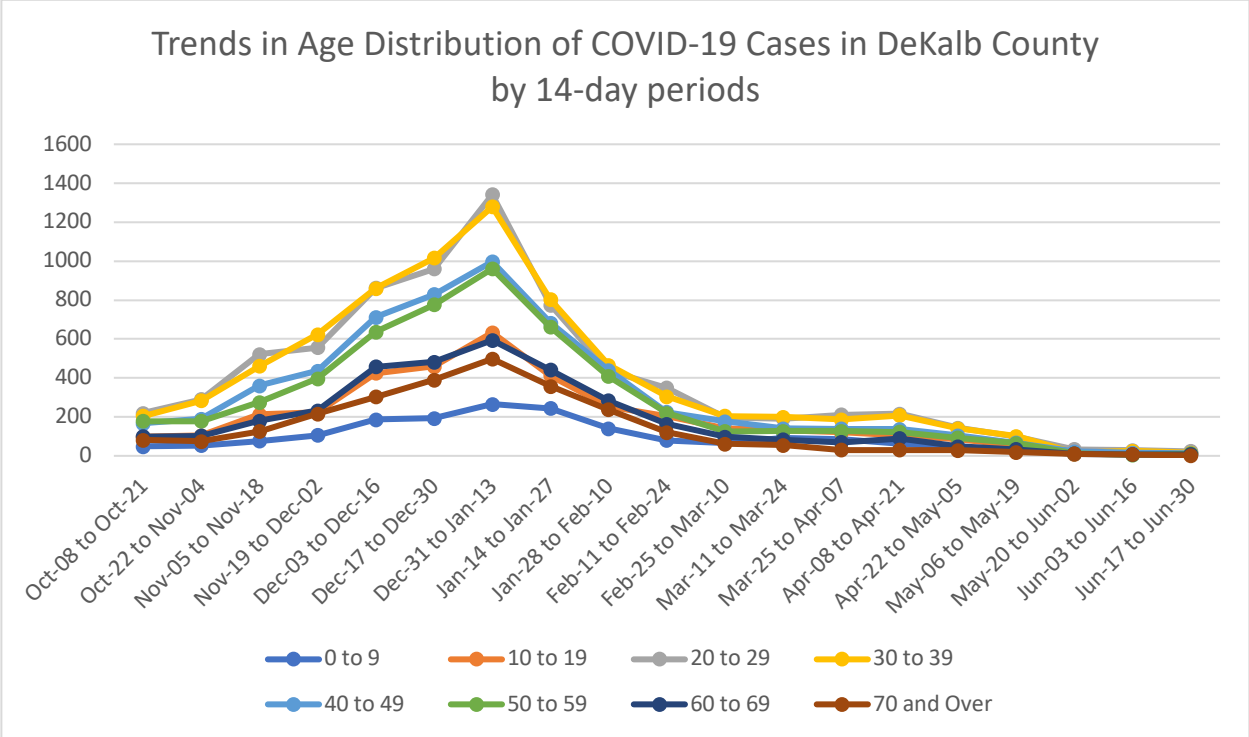
Demographics	N	%
Gender		
Female	32080	54.1%
Male	26720	45.0%
Unknown	524	0.9%
Age		
9 and Under	2451	4.1%
10 to 19	5300	8.9%
20 to 29	12118	20.4%
30 to 39	11796	19.9%
40 to 49	9329	15.7%
50 to 59	8460	14.3%
60 to 69	5396	9.1%
70 and Over	4313	7.3%
Unknown	161	0.3%
Race		
Asian	2496	4.2%
Black	27233	45.9%
Other	6181	10.4%
Unknown	8650	14.6%
White	14764	24.9%
Ethnicity		
Hispanic/Latino	6809	11.5%
Non-Hispanic/Latino	37494	63.2%
Not Specific/Unknown	15021	25.3%



*"Other" includes Native Hawaiian/Pacific Islander and American Indian/Native American

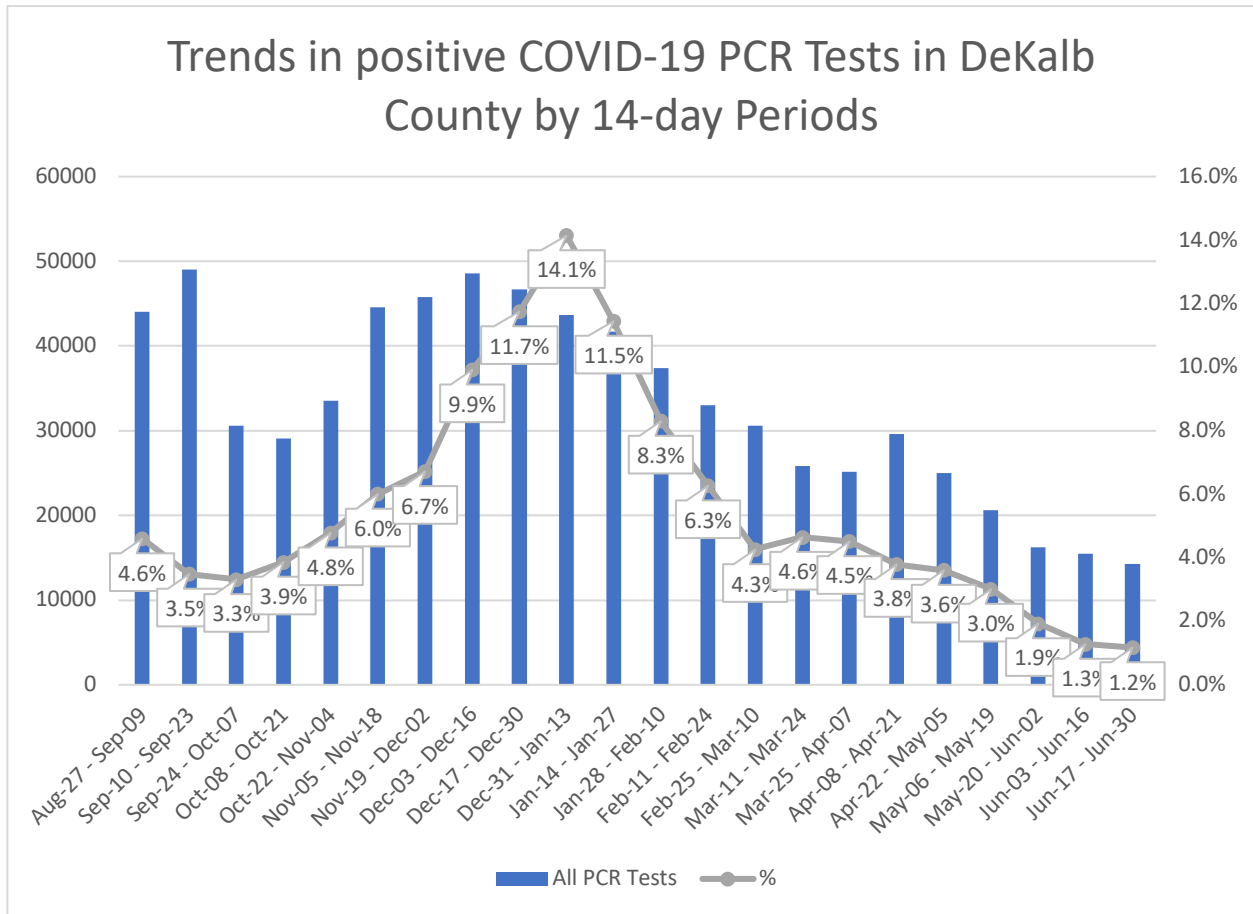


*"Other" includes Native Hawaiian/Pacific Islander and American Indian/Native American



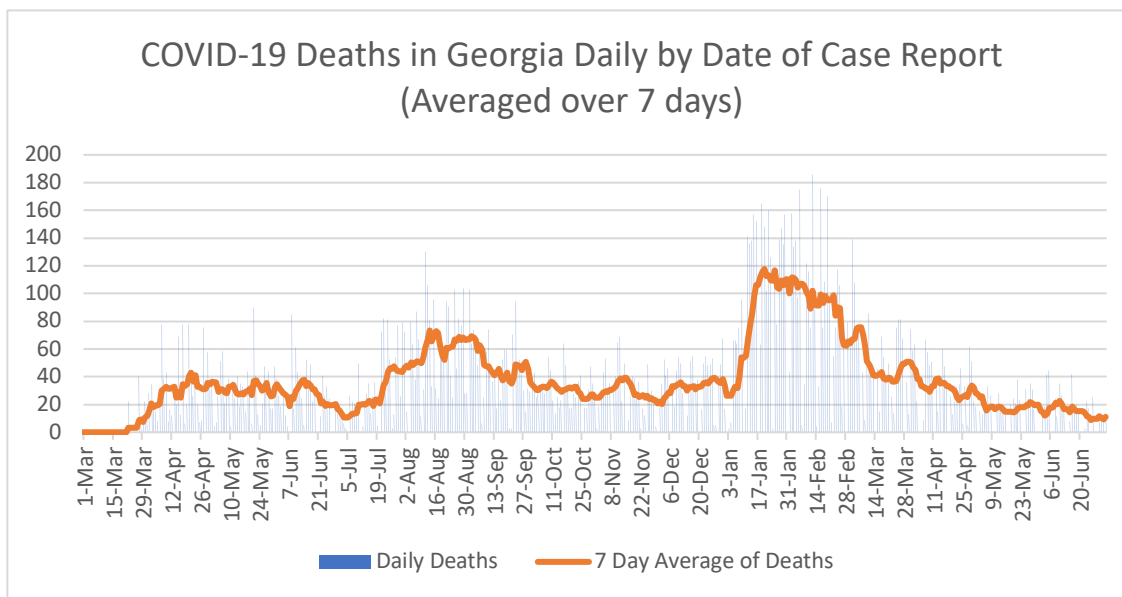
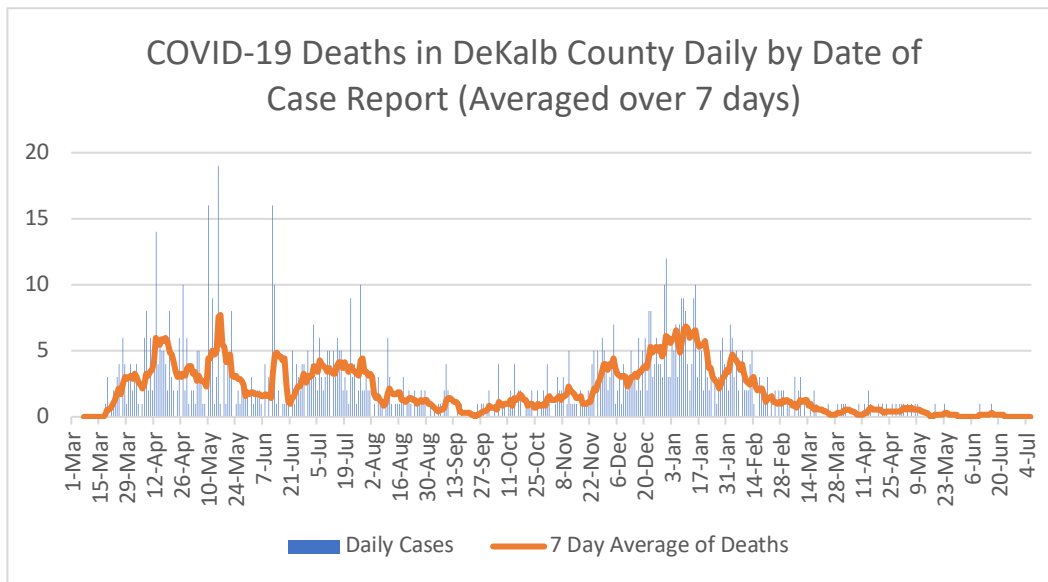
*Counts shown reflect the number of confirmed cases as of 7/6/21 using the date of first positive sample collection. Where date of first positive sample collection were not available, the date of report creation in GA SENDSS was used instead. All data reported are preliminary and subject to change

COVID-19 Testing and Positivity in DeKalb County



*Data as of 7/6/2021. Only data on Polymerase Chain Reaction (PCR) tests were included. All data reported are preliminary and subject to change

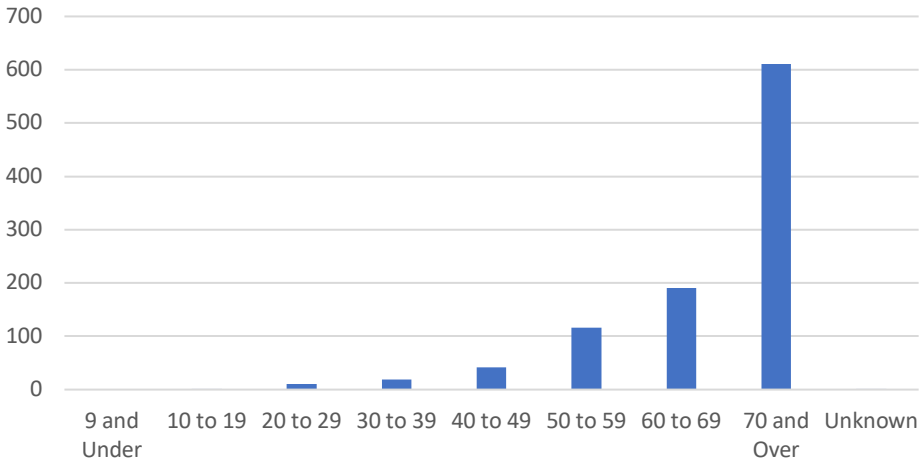
COVID-19 Related Deaths in DeKalb County and Georgia



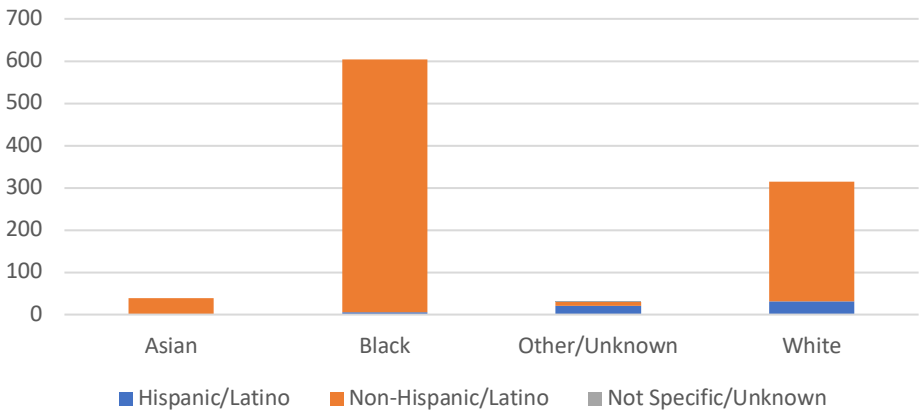
Note: Date of case reported used. All data reported are preliminary and subject to change.

Table 2. COVID-19 Related Hospitalizations/Deaths in DeKalb County, GA	Count	%
Hospitalization		
Needed Hospitalization	4899	8.3%
Not Known to Have Been Hospitalized	54425	91.7%
Deaths		
Died	990	1.7%

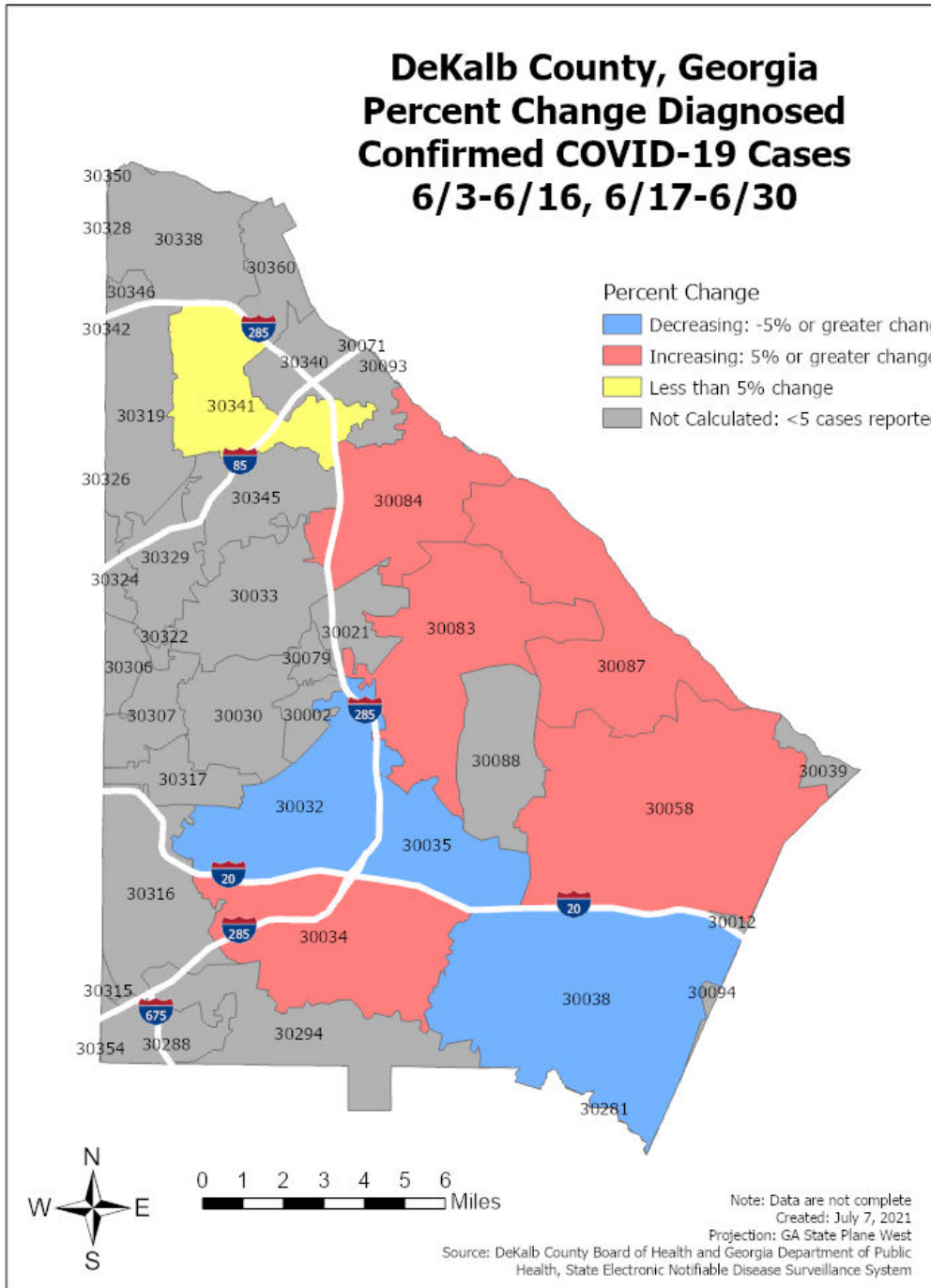
COVID-19 Related Deaths by Age, DeKalb County



COVID-19 Related Deaths by Race and Ethnicity, DeKalb County



Percent Change in COVID-19 Cases Between Two Most Recent 14-Day Periods*



*Note: Please see table below for more details on COVID-19 cases reported by zip code.

COVID-19 Case Counts by Zip Code

Table 3. COVID-19 Case Counts and Change in Two Most Recent 14-day Periods

Zip	Previous 6/29	Current 7/6	Percent of Total	Previous 14 Days 6/3-6/16	Recent 14 Days 6/17-6/30	Percent Change in 14 day periods
All DeKalb	59301	59324	100.0%	158	147	-7.0%
30058	4728	4730	8.0%	13	15	15.4%
30083	4309	4308	7.3%	9	11	22.2%
30034	3899	3902	6.6%	9	15	66.7%
30032	3710	3712	6.3%	12	5	-58.3%
30319	3419	3420	5.8%	<5	5	66.7%
30038	3355	3356	5.7%	10	5	-50.0%
30341	2850	2850	4.8%	5	5	0.0%
30329	2616	2617	4.4%	<5	9	800.0%
30084	2542	2542	4.3%	5	8	60.0%
30338	2457	2458	4.1%	<5	6	200.0%
30340	2308	2308	3.9%	8	<5	-62.5%
30087	2168	2170	3.7%	5	7	40.0%
30088	1988	1989	3.4%	<5	11	450.0%
30033	1946	1947	3.3%	10	<5	-60.0%
30021	1832	1832	3.1%	7	<5	-42.9%
30294	1712	1713	2.9%	10	0	-100.0%
30035	1684	1684	2.8%	10	5	-50.0%
30345	1676	1676	2.8%	<5	<5	-25.0%
30316	1638	1642	2.8%	6	<5	-50.0%
30030	1501	1501	2.5%	7	<5	-71.4%
30360	1164	1164	2.0%	<5	<5	-66.7%
30317	878	879	1.5%	<5	<5	50.0%
30307	571	572	1.0%	<5	<5	0.0%
30346	531	531	0.9%	<5	<5	-75.0%
30306	475	475	0.8%	0	0	NA
30350	361	361	0.6%	0	0	NA
30324	355	355	0.6%	<5	<5	0.0%
30002	307	307	0.5%	<5	<5	200.0%
30288	289	290	0.5%	<5	<5	50.0%
30079	248	248	0.4%	<5	0	-100.0%
30322	153	153	0.3%	0	0	NA
30039	60	60	0.1%	0	0	NA
30349	60	60	0.1%	<5	0	-100.0%
30328	54	54	0.1%	0	0	NA
30031	50	50	0.1%	0	0	NA
30094	42	42	0.1%	0	0	NA
30072	34	34	0.1%	0	0	NA

30318	33	33	0.1%		0	0	NA
30012	32	32	0.1%		0	0	NA
30342	31	31	0.1%		0	0	NA
30085	30	30	0.1%		0	0	NA
30047	26	26	0.0%		0	0	NA
30301	25	25	0.0%		0	0	NA
30086	22	22	0.0%		0	0	NA
30016	20	21	0.0%		0	0	NA
30074	21	21	0.0%		0	0	NA
30093	20	21	0.0%		0	0	NA
30036	20	20	0.0%		0	0	NA
30037	20	20	0.0%		0	0	NA
30337	18	18	0.0%	<5		0	-100.0%
30321	16	16	0.0%		0	0	NA
30092	15	15	0.0%		0	0	NA
30331	15	15	0.0%		0	0	NA
30013	14	14	0.0%		0	0	NA
30312	14	14	0.0%		0	0	NA
30333	14	14	0.0%		0	0	NA
30359	14	14	0.0%		0	0	NA
30362	14	14	0.0%		0	0	NA
30314	13	13	0.0%		0	0	NA
30315	13	13	0.0%		0	0	NA
30044	12	12	0.0%		0	0	NA
30305	12	12	0.0%		0	0	NA
30308	12	12	0.0%		0	0	NA
30281	11	11	0.0%		0	0	NA
30332	11	11	0.0%		0	0	NA
30334	11	11	0.0%		0	0	NA
30374	11	11	0.0%		0	0	NA
30022	10	10	0.0%		0	0	NA
30043	10	10	0.0%		0	0	NA
30045	10	10	0.0%		0	0	NA
30052	10	10	0.0%		0	0	NA
30303	10	10	0.0%		0	0	NA
30366	10	10	0.0%		0	0	NA
30046	9	9	0.0%		0	0	NA
30060	9	9	0.0%		0	0	NA
30096	9	9	0.0%		0	0	NA
30309	9	9	0.0%	<5		0	-100.0%
30071	8	8	0.0%		0	0	NA
30326	8	8	0.0%		0	0	NA
30356	8	8	0.0%		0	0	NA

30078	7	7	0.0%	0	0	NA
30135	7	7	0.0%	0	0	NA
30302	7	7	0.0%	0	0	NA
30310	8	7	0.0%	0	0	NA
30339	7	7	0.0%	0	0	NA
30354	7	7	0.0%	0	0	NA
30014	6	6	0.0%	0	0	NA
30228	6	6	0.0%	0	0	NA
30304	6	6	0.0%	0	0	NA
30344	6	6	0.0%	0	0	NA
30355	6	6	0.0%	0	0	NA
31146	6	6	0.0%	0	0	NA
30005	5	5	0.0%	0	0	NA
30024	5	5	0.0%	0	0	NA
30054	5	5	0.0%	0	0	NA
30080	5	5	0.0%	0	0	NA
30213	5	5	0.0%	0	0	NA
30252	5	5	0.0%	0	0	NA
30297	5	5	0.0%	0	0	NA
30320	5	5	0.0%	0	0	NA
30327	5	5	0.0%	0	0	NA
31141	5	5	0.0%	0	0	NA
Unknown	311	311	0.5%	0	0	NA

*In order to account for reporting lag of new diagnoses, the 14 day periods were calculated from a week prior. Data cleaning may lead to reassignment of cases from one territory to another based on corrected addresses which may appear as “decreases” when compared to previous counts. Zip codes with fewer than 5 cases reported were omitted from the table.