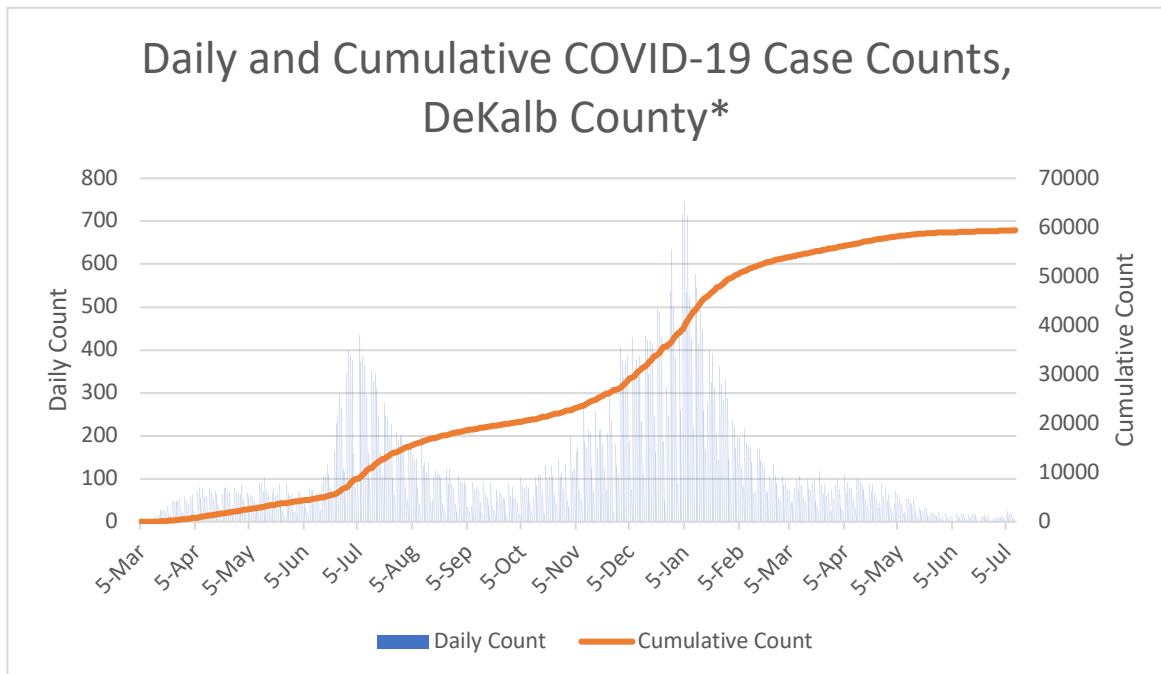
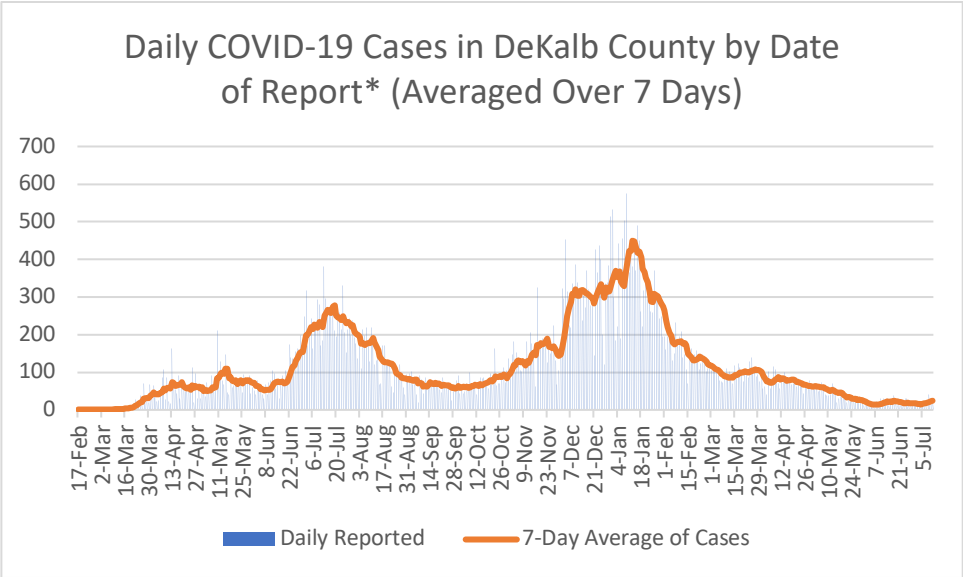


Summary

- As of July 11, DeKalb County has reported 59,419 confirmed cases of 2019 novel coronavirus disease (COVID-19) and 990 confirmed COVID-19 deaths. An increase of 95 cases (+0.2%) and 2 deaths (+0.2%) since the last report on July 7.
- 155 COVID-19 cases (19.5 cases per 100,000 population) were diagnosed in the most recent 14 day period (6/22 – 7/5), a **7.2% DECREASE** from the previous 14 day period (6/8 – 6/21).
- Among all persons diagnosed with COVID-19 in DeKalb County, 8.3% needed hospitalization and 1.7% died.
- As of July 9, Georgia Department of Public Health reported that DeKalb County accounted for 6.5% of total number of COVID-19 cases in Georgia to date.
- As of July 9, Georgia Department of Public Health reported that DeKalb County has administered 682,875 vaccines, with 365,469 with at least one dose (49%) and 324,286 fully vaccinated (43%).



*Counts shown reflect the number of confirmed cases as of 7/11/21 using the date of diagnosis which is calculated by using the date of first positive sample collection. Where date of first positive sample collection were not available, the date of report creation in GA SENDSS was used instead. **Note: All data reported are preliminary and subject to change. Delays in data reporting may cause changes in data counts, particularly within the last week (shaded area).

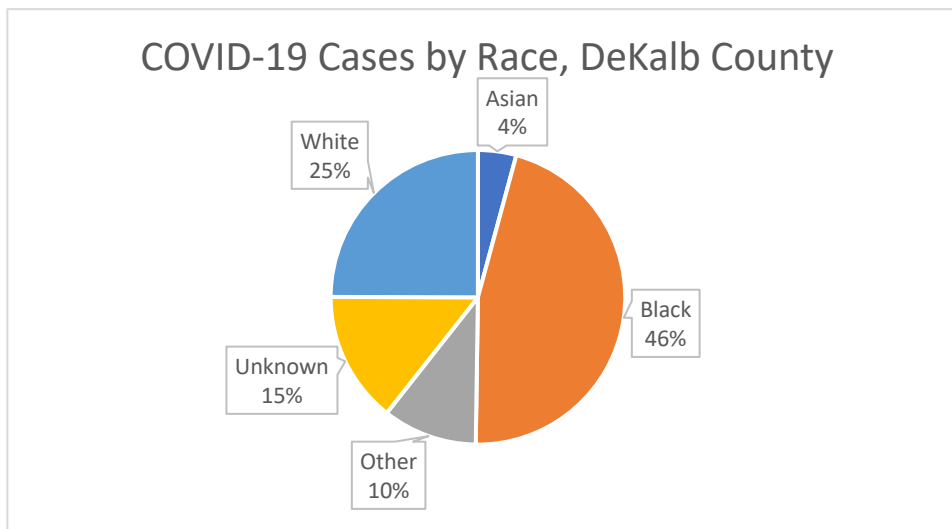


*Counts shown reflect the number of confirmed cases as of 7/11/21 using date of report creating in GA SendSS. All data reported are preliminary and subject to change.

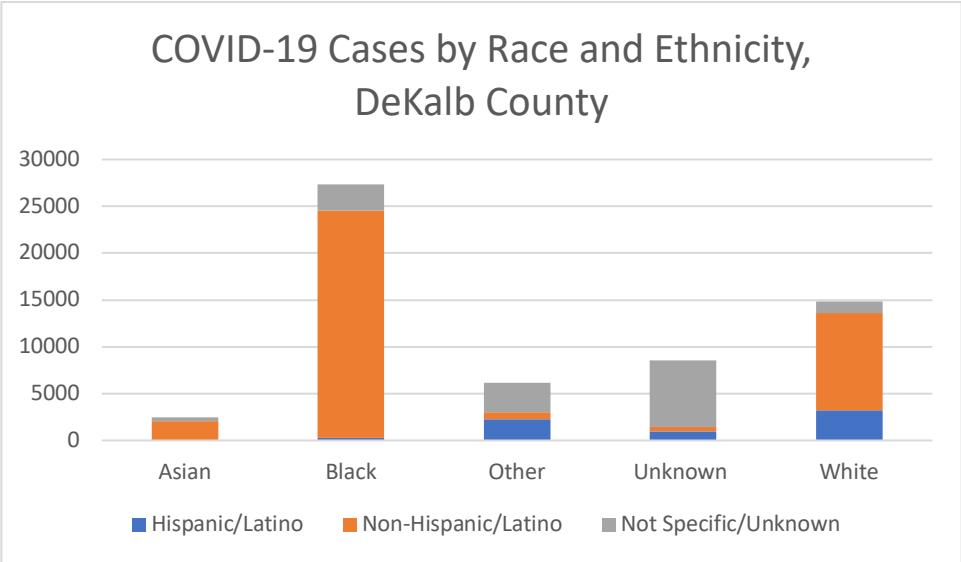
Demographic Distributions of COVID-19 Cases

Table 2. Demographics of COVID-19 Cases, DeKalb County, GA

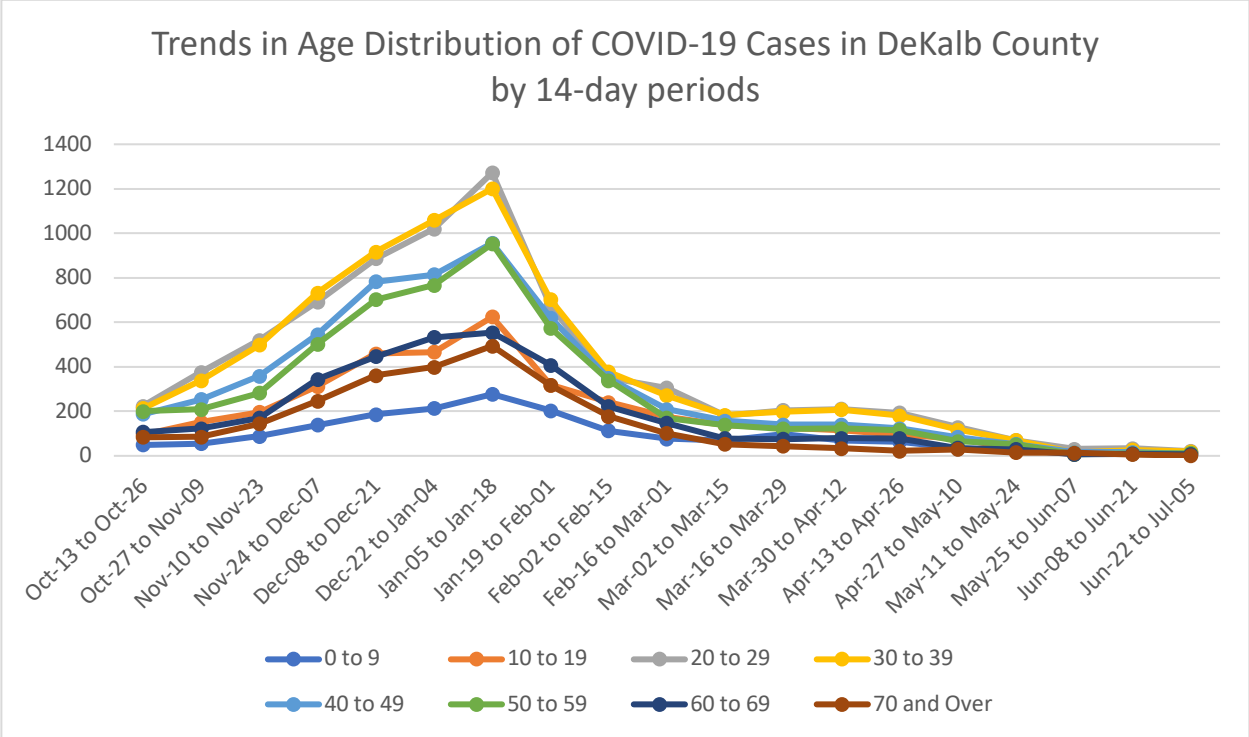
Demographics	N	%
Gender		
Female	32141	54.1%
Male	26759	45.0%
Unknown	519	0.9%
Age		
9 and Under	2458	4.1%
10 to 19	5309	8.9%
20 to 29	12123	20.4%
30 to 39	11820	19.9%
40 to 49	9347	15.7%
50 to 59	8480	14.3%
60 to 69	5404	9.1%
70 and Over	4318	7.3%
Unknown	160	0.3%
Race		
Asian	2499	4.2%
Black	27349	46.0%
Other	6174	10.4%
Unknown	8568	14.4%
White	14829	25.0%
Ethnicity		
Hispanic/Latino	6839	11.5%
Non-Hispanic/Latino	37746	63.5%
Not Specific/Unknown	14834	25.0%



*"Other" includes Native Hawaiian/Pacific Islander and American Indian/Native American

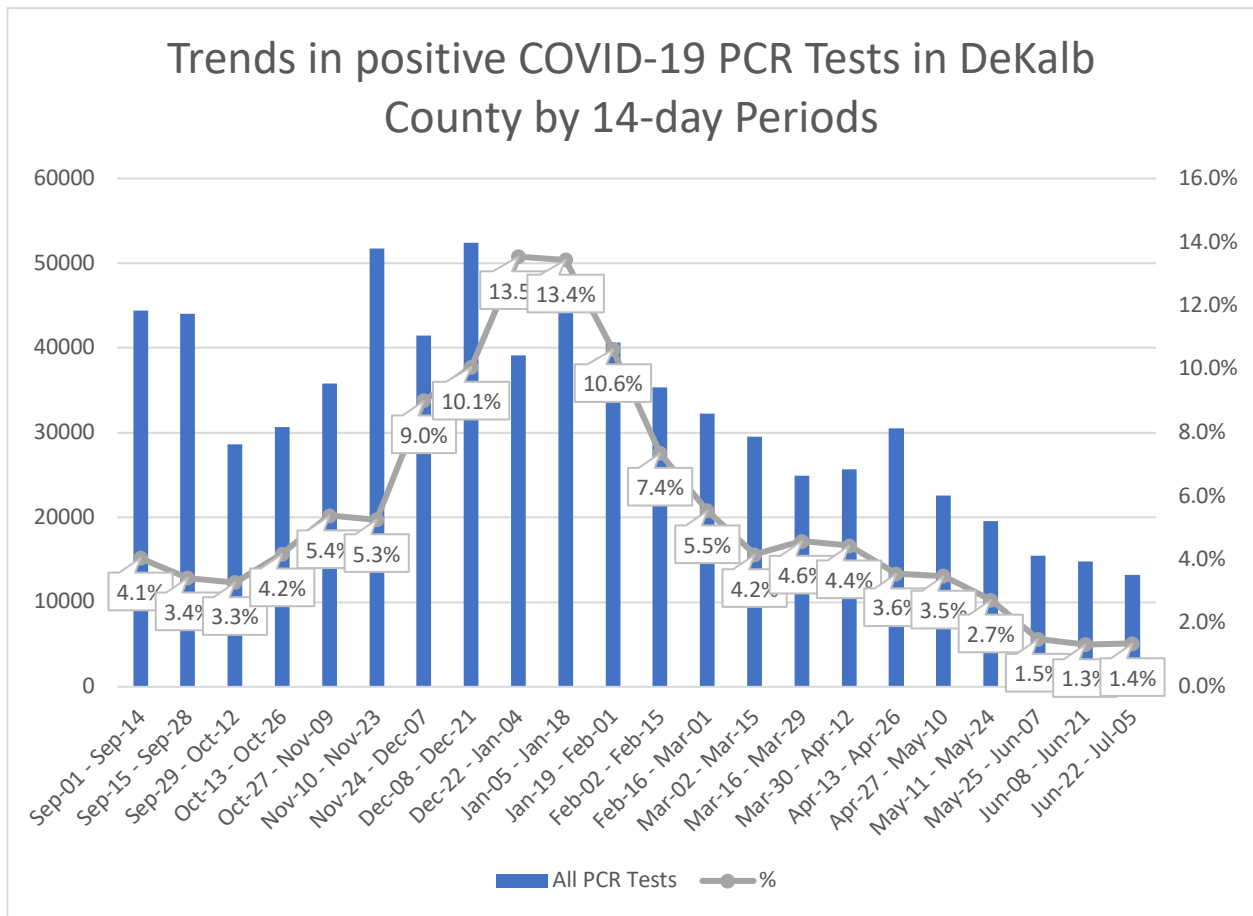


*"Other" includes Native Hawaiian/Pacific Islander and American Indian/Native American



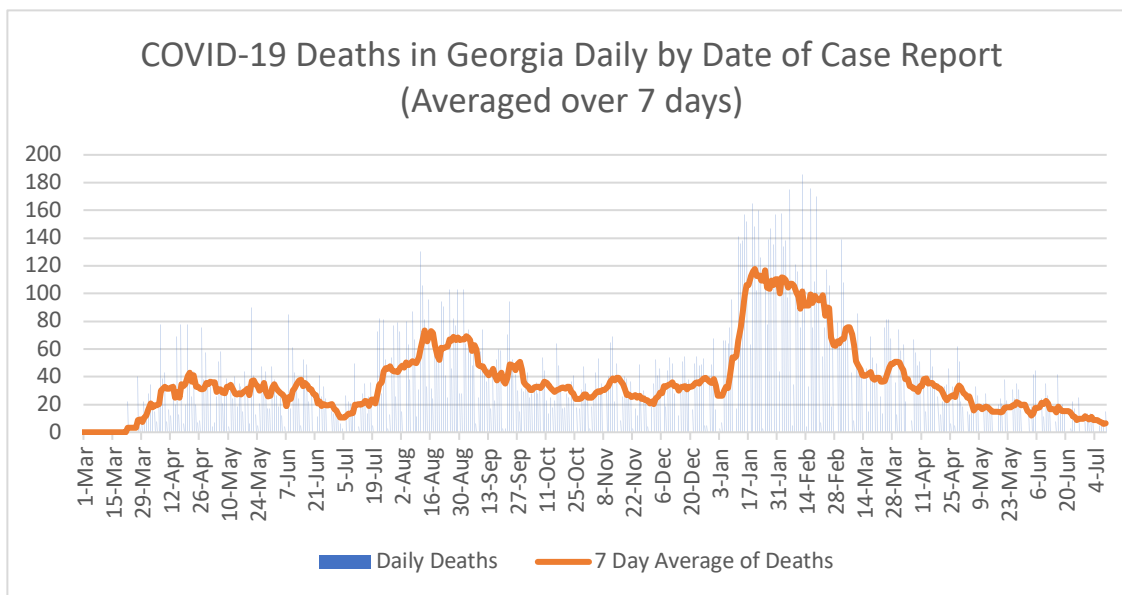
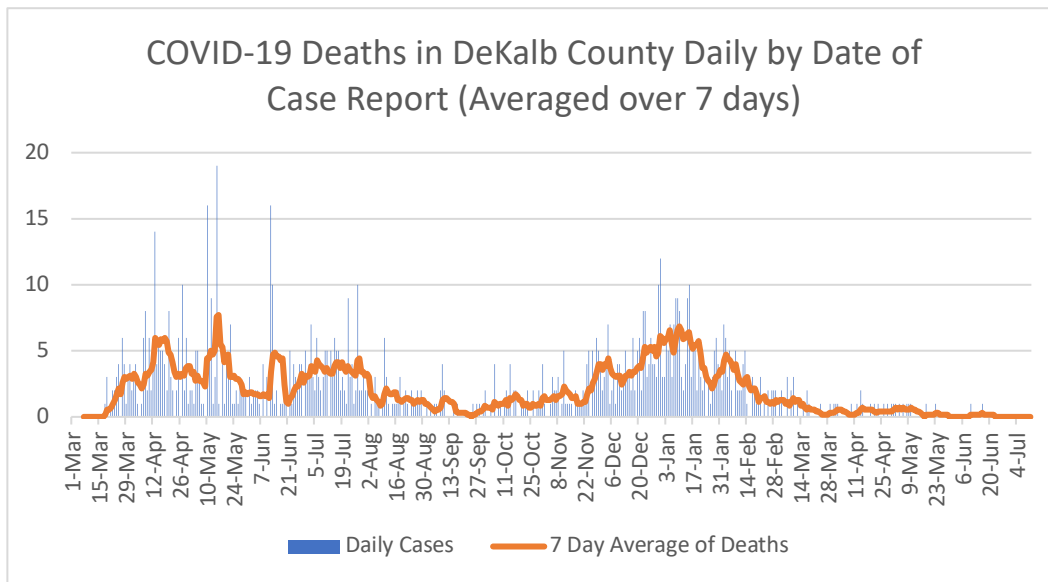
*Counts shown reflect the number of confirmed cases as of 7/11/21 using the date of first positive sample collection. Where date of first positive sample collection were not available, the date of report creation in GA SENDSS was used instead. All data reported are preliminary and subject to change

COVID-19 Testing and Positivity in DeKalb County



*Data as of 7/9/2021. Only data on Polymerase Chain Reaction (PCR) tests were included. All data reported are preliminary and subject to change

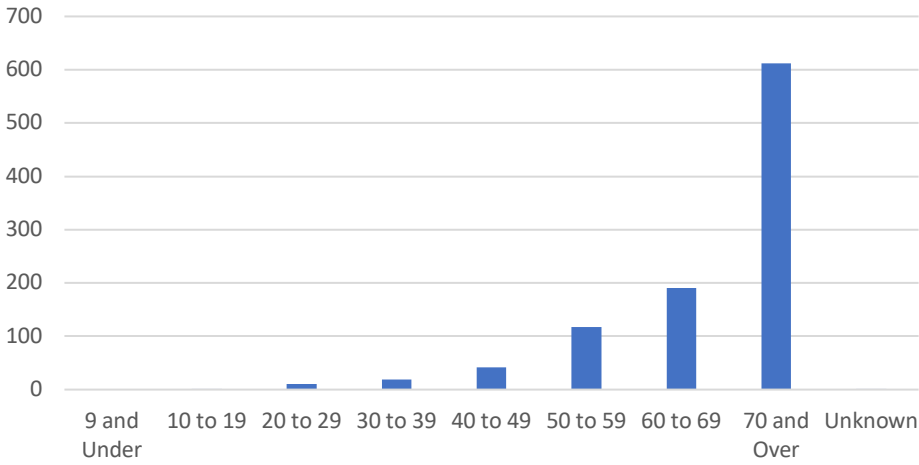
COVID-19 Related Deaths in DeKalb County and Georgia



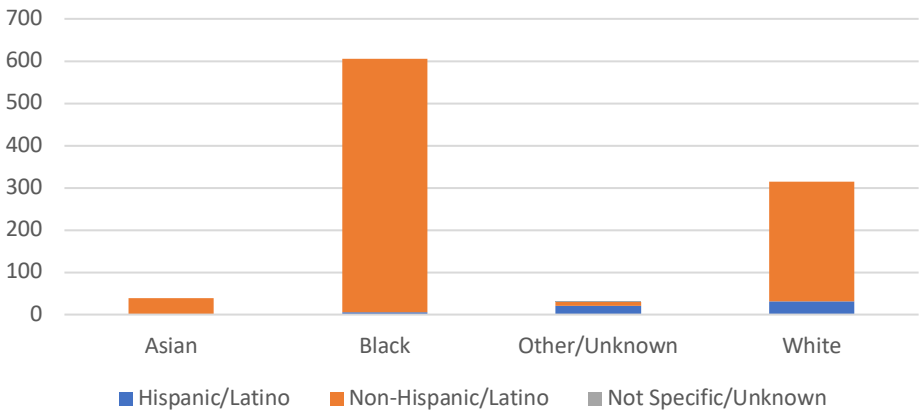
Note: Date of case reported used. All data reported are preliminary and subject to change.

Table 2. COVID-19 Related Hospitalizations/Deaths in DeKalb County, GA		Count	%
Hospitalization			
	Needed Hospitalization	4927	8.3%
	Not Known to Have Been Hospitalized	54492	91.7%
Deaths			
	Died	992	1.7%

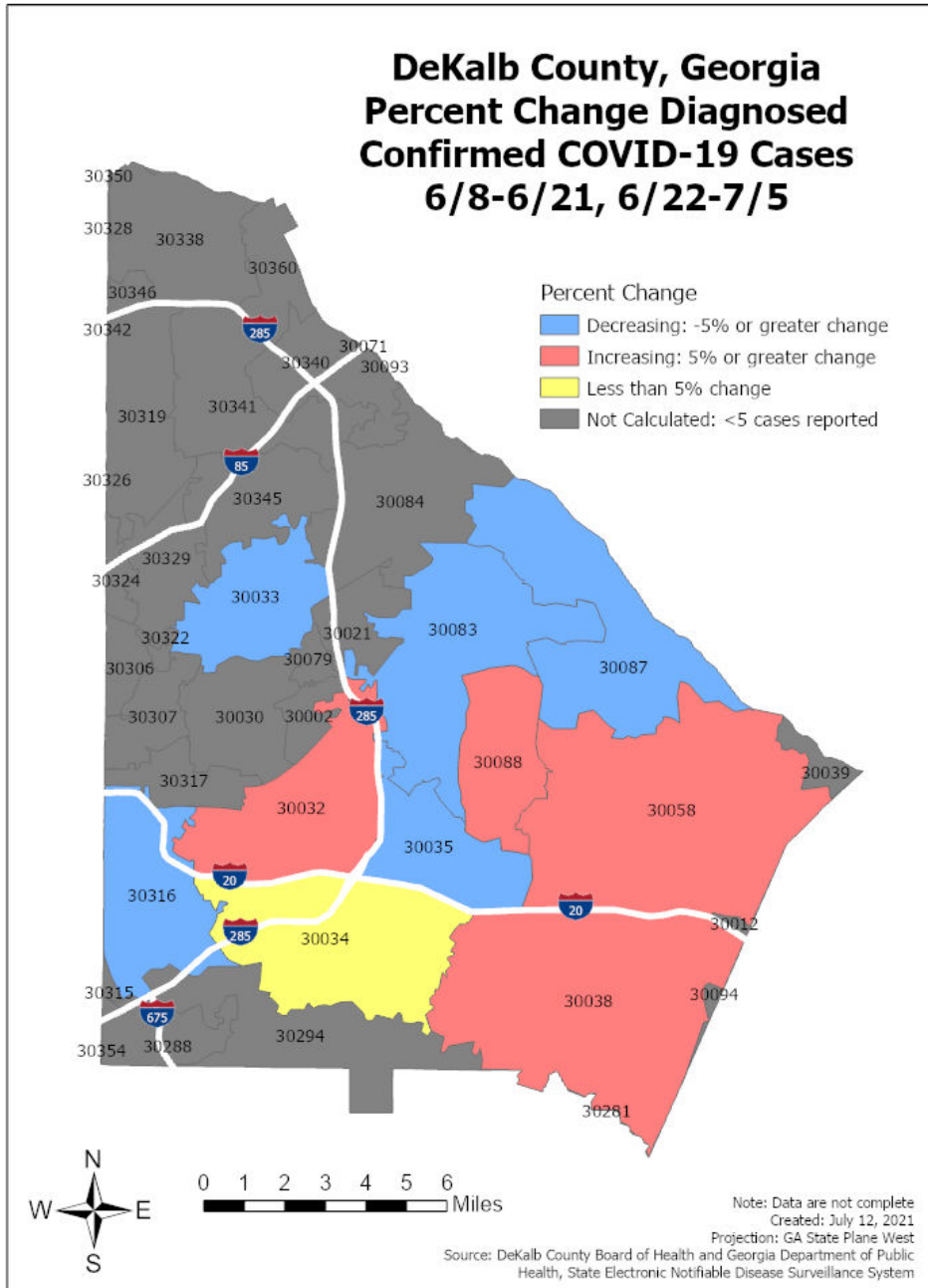
COVID-19 Related Deaths by Age, DeKalb County



COVID-19 Related Deaths by Race and Ethnicity, DeKalb County



Percent Change in COVID-19 Cases Between Two Most Recent 14-Day Periods*



*Note: Please see table below for more details on COVID-19 cases reported by zip code.

COVID-19 Case Counts by Zip Code

Table 3. COVID-19 Case Counts and Change in Two Most Recent 14-day Periods

Zip	Previous 7/6	Current 7/11	Percent of Total	Previous 14 Days 6/8-6/21	Recent 14 Days 6/22-7/5	Percent Change in 14 day periods
All DeKalb	59324	59419	100.0%	167	155	-7.2%
30058	4730	4745	8.0%	13	17	30.8%
30083	4308	4305	7.2%	12	5	-58.3%
30034	3902	3909	6.6%	13	13	0.0%
30032	3712	3720	6.3%	9	14	55.6%
30319	3420	3422	5.8%	<5	5	25.0%
30038	3356	3372	5.7%	8	11	37.5%
30341	2850	2852	4.8%	5	<5	-20.0%
30329	2617	2616	4.4%	<5	13	1200.0%
30084	2542	2546	4.3%	7	<5	-42.9%
30338	2458	2458	4.1%	5	<5	-20.0%
30340	2308	2307	3.9%	6	<5	-50.0%
30087	2170	2175	3.7%	8	7	-12.5%
30088	1989	1996	3.4%	6	11	83.3%
30033	1947	1951	3.3%	9	5	-44.4%
30021	1832	1834	3.1%	8	<5	-62.5%
30294	1713	1713	2.9%	8	<5	-75.0%
30035	1684	1688	2.8%	7	5	-28.6%
30345	1676	1679	2.8%	<5	<5	33.3%
30316	1642	1649	2.8%	7	5	-28.6%
30030	1501	1502	2.5%	<5	<5	-25.0%
30360	1164	1168	2.0%	<5	<5	-75.0%
30317	879	879	1.5%	<5	<5	-66.7%
30307	572	573	1.0%	<5	<5	200.0%
30346	531	533	0.9%	5	<5	-80.0%
30306	475	477	0.8%	0	0	NA
30350	361	363	0.6%	0	0	NA
30324	355	355	0.6%	<5	<5	0.0%
30002	307	307	0.5%	<5	<5	0.0%
30288	290	292	0.5%	<5	<5	-33.3%
30079	248	248	0.4%	0	0	NA
30322	153	153	0.3%	0	0	NA
30039	60	60	0.1%	0	0	NA
30349	60	60	0.1%	0	0	NA
30328	54	54	0.1%	0	0	NA
30031	50	49	0.1%	<5	0	-100.0%
30094	42	43	0.1%	0	0	NA
30072	34	34	0.1%	0	0	NA

30318	33	33	0.1%		0	0	NA
30012	32	32	0.1%		0	0	NA
30342	31	31	0.1%		0	0	NA
30085	30	30	0.1%		0	0	NA
30047	26	26	0.0%		0	0	NA
30301	25	25	0.0%		0	0	NA
30086	22	22	0.0%		0	0	NA
30074	21	21	0.0%		0	0	NA
30093	21	21	0.0%		0	0	NA
30016	21	20	0.0%		0	0	NA
30036	20	20	0.0%		0	0	NA
30037	20	20	0.0%		0	0	NA
30337	18	18	0.0%		0	0	NA
30321	16	16	0.0%		0	0	NA
30092	15	15	0.0%		0	0	NA
30312	14	15	0.0%		0	0	NA
30331	15	15	0.0%		0	0	NA
30362	14	15	0.0%		0	0	NA
30333	14	14	0.0%	<5		0	-100.0%
30359	14	14	0.0%		0	0	NA
30013	14	13	0.0%		0	0	NA
30314	13	13	0.0%		0	0	NA
30315	13	13	0.0%		0	0	NA
30044	12	12	0.0%		0	0	NA
30305	12	12	0.0%		0	0	NA
30308	12	12	0.0%		0	0	NA
30281	11	11	0.0%		0	0	NA
30332	11	11	0.0%		0	0	NA
30334	11	11	0.0%		0	0	NA
30374	11	11	0.0%		0	0	NA
30022	10	10	0.0%		0	0	NA
30043	10	10	0.0%		0	0	NA
30045	10	10	0.0%		0	0	NA
30052	10	10	0.0%		0	0	NA
30303	10	10	0.0%		0	0	NA
30366	10	10	0.0%		0	0	NA
30046	9	9	0.0%		0	0	NA
30060	9	9	0.0%		0	0	NA
30096	9	9	0.0%		0	0	NA
30309	9	9	0.0%	<5		0	-100.0%
30071	8	8	0.0%		0	0	NA
30326	8	8	0.0%		0	0	NA
30356	8	8	0.0%		0	0	NA

30078	7	7	0.0%	0	0	NA
30135	7	7	0.0%	0	0	NA
30302	7	7	0.0%	0	0	NA
30310	7	7	0.0%	0	0	NA
30339	7	7	0.0%	0	0	NA
30354	7	7	0.0%	0	0	NA
30014	6	6	0.0%	0	0	NA
30228	6	6	0.0%	0	0	NA
30304	6	6	0.0%	0	0	NA
30344	6	6	0.0%	0	0	NA
30355	6	6	0.0%	0	0	NA
31146	6	6	0.0%	0	0	NA
30005	5	5	0.0%	0	0	NA
30024	5	5	0.0%	0	0	NA
30054	5	5	0.0%	0	0	NA
30080	5	5	0.0%	0	0	NA
30213	5	5	0.0%	0	0	NA
30252	5	5	0.0%	0	0	NA
30297	5	5	0.0%	0	0	NA
30320	5	5	0.0%	0	0	NA
30327	5	5	0.0%	0	0	NA
31141	5	5	0.0%	0	0	NA
Unknown	311	310	0.5%	<5	0	-100.0%

*In order to account for reporting lag of new diagnoses, the 14 day periods were calculated from a week prior. Data cleaning may lead to reassignment of cases from one territory to another based on corrected addresses which may appear as “decreases” when compared to previous counts. Zip codes with fewer than 5 cases reported were omitted from the table.