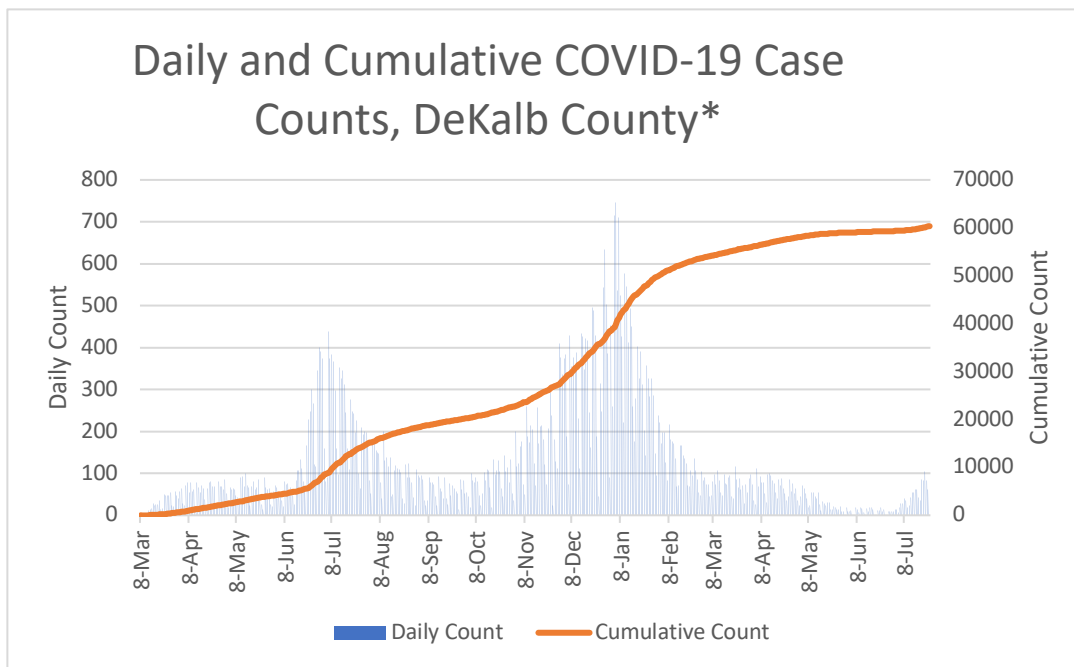
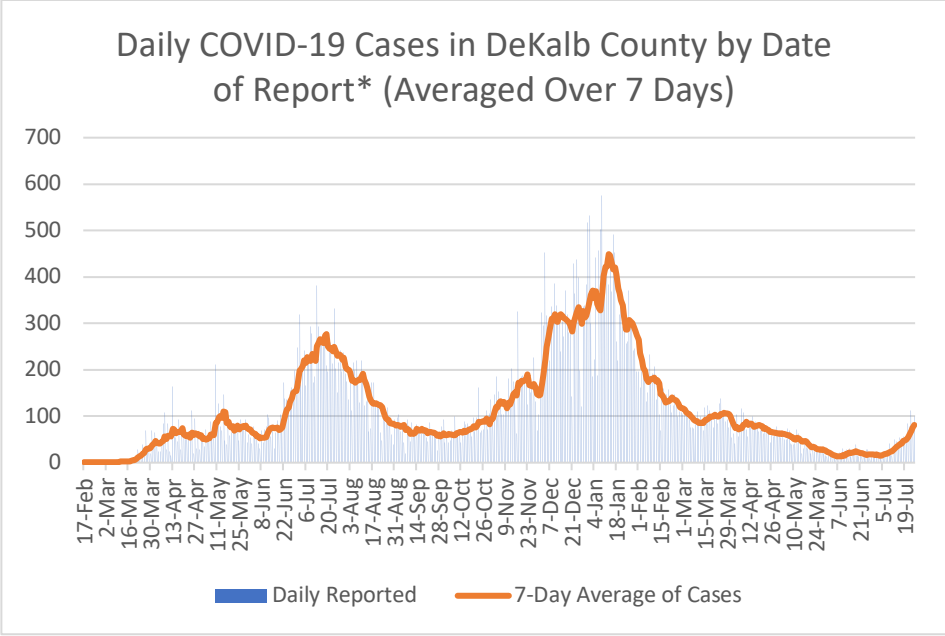


Summary

- As of July 25, DeKalb County has reported 60,345 confirmed cases of 2019 novel coronavirus disease (COVID-19) and 996 confirmed COVID-19 deaths, an increase of 490 cases (+0.8%) and 1 death (+0.1%) since the last report on July 21.
- 606 COVID-19 cases (76.4 cases per 100,000 population) were diagnosed in the most recent 14 day period (7/6 – 7/19), a **283.5% INCREASE** from the previous 14 day period (6/22 – 7/5).
- Among all persons diagnosed with COVID-19 in DeKalb County, 8.3% needed hospitalization and 1.7% died.
- As of July 23, Georgia Department of Public Health reported that DeKalb County accounted for 6.5% of the total number of COVID-19 cases in Georgia to date.
- As of July 23, Georgia Department of Public Health reported that DeKalb County has administered 698,552 vaccines, and has 373,173 residents with at least one dose (50%) and 332,194 fully vaccinated (44%).



*Counts shown reflect the number of confirmed cases as of 7/25/21 using the date of diagnosis which is calculated by using the date of first positive sample collection. Where date of first positive sample collection were not available, the date of report creation in GA SENDSS was used instead. **Note: All data reported are preliminary and subject to change. Delays in data reporting may cause changes in data counts, particularly within the last week.

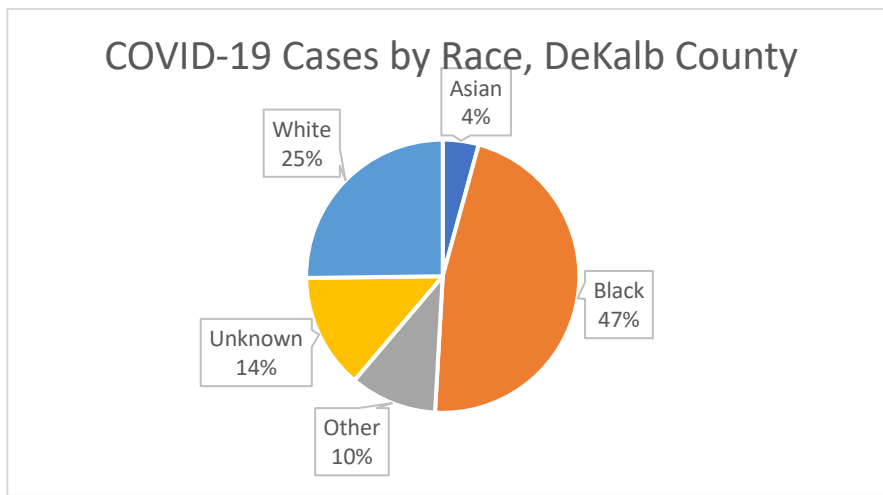


*Counts shown reflect the number of confirmed cases as of 7/25/21 using date of report creating in GA SendSS. All data reported are preliminary and subject to change.

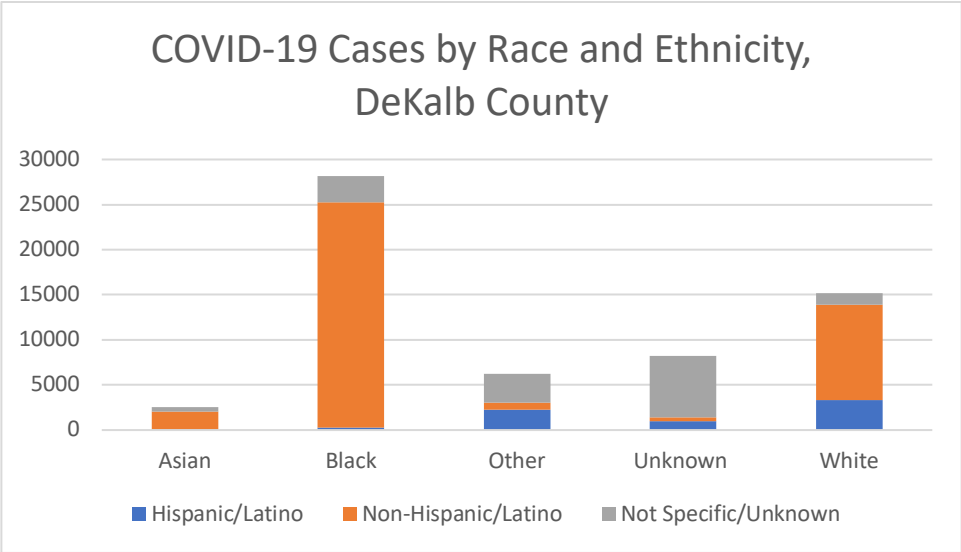
Demographic Distributions of COVID-19 Cases

Table 2. Demographics of COVID-19 Cases, DeKalb County, GA

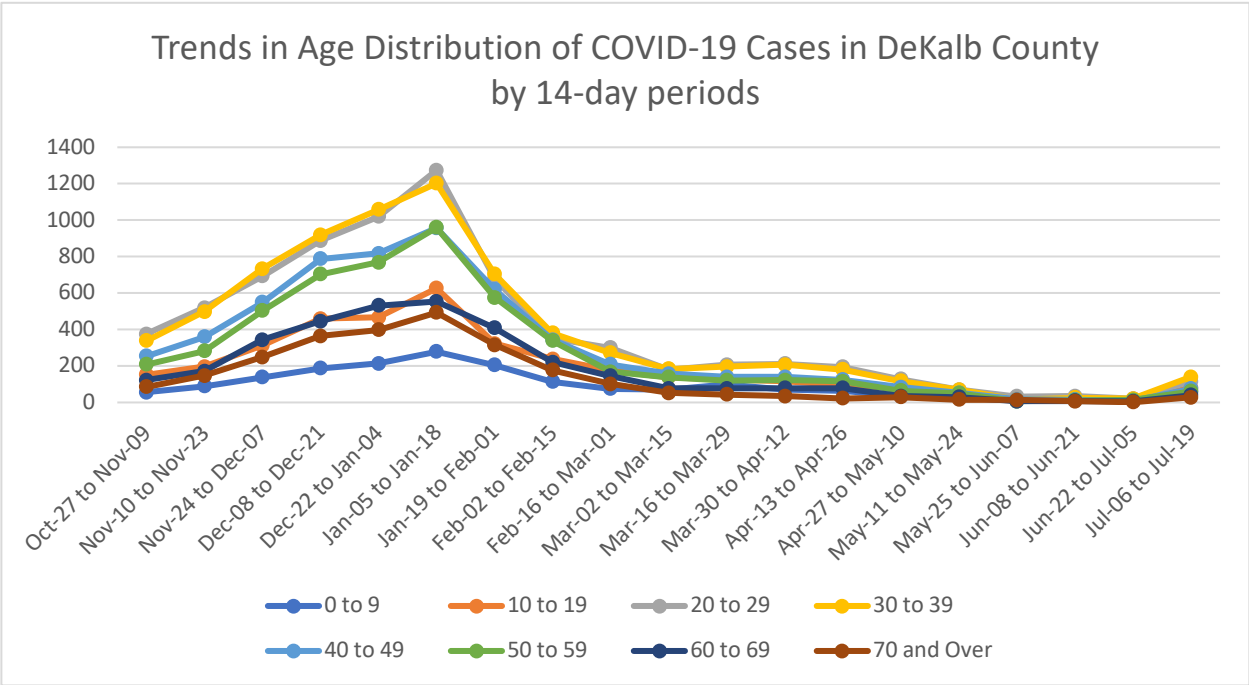
Demographics	N	%
Gender		
Female	32669	54.1%
Male	27154	45.0%
Unknown	522	0.9%
Age		
9 and Under	2555	4.2%
10 to 19	5430	9.0%
20 to 29	12313	20.4%
30 to 39	12023	19.9%
40 to 49	9482	15.7%
50 to 59	8577	14.2%
60 to 69	5450	9.0%
70 and Over	4352	7.2%
Unknown	163	0.3%
Race		
Asian	2565	4.3%
Black	28152	46.7%
Other	6214	10.3%
Unknown	8206	13.6%
White	15208	25.2%
Ethnicity		
Hispanic/Latino	6922	11.5%
Non-Hispanic/Latino	38737	64.2%
Not Specific/Unknown	14686	24.3%



*"Other" includes Native Hawaiian/Pacific Islander and American Indian/Native American

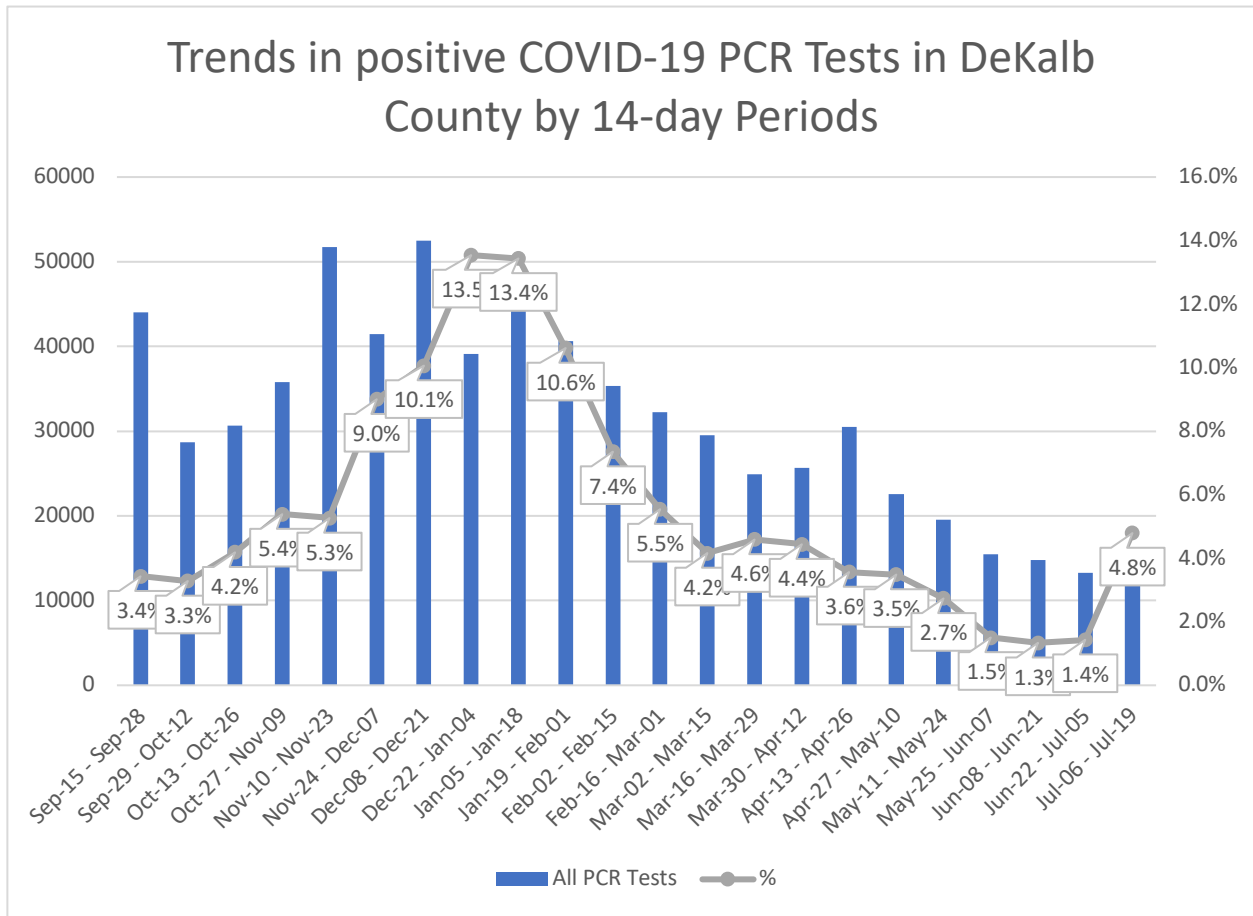


*"Other" includes Native Hawaiian/Pacific Islander and American Indian/Native American



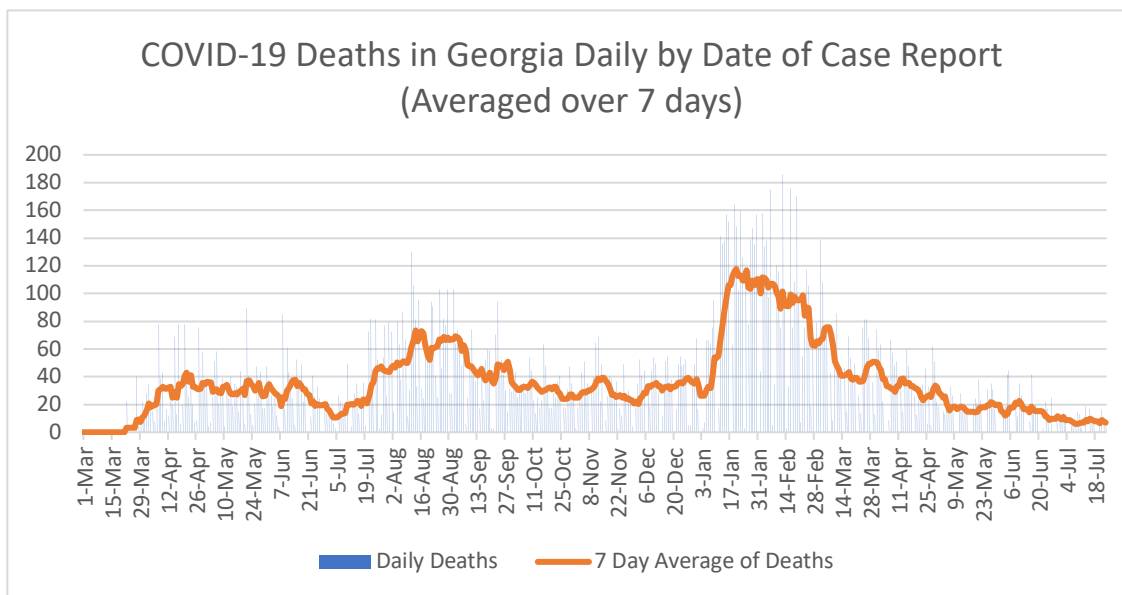
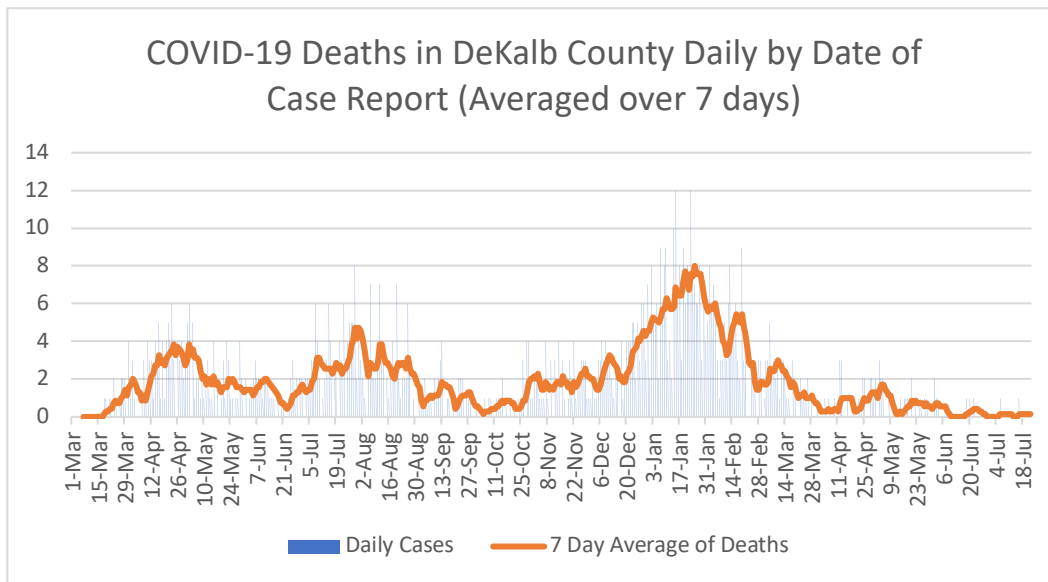
*Counts shown reflect the number of confirmed cases as of 7/25/21 using the date of first positive sample collection. Where date of first positive sample collection were not available, the date of report creation in GA SENDSS was used instead. All data reported are preliminary and subject to change

COVID-19 Testing and Positivity in DeKalb County



*Data as of 7/23/2021. Only data on Polymerase Chain Reaction (PCR) tests were included. All data reported are preliminary and subject to change

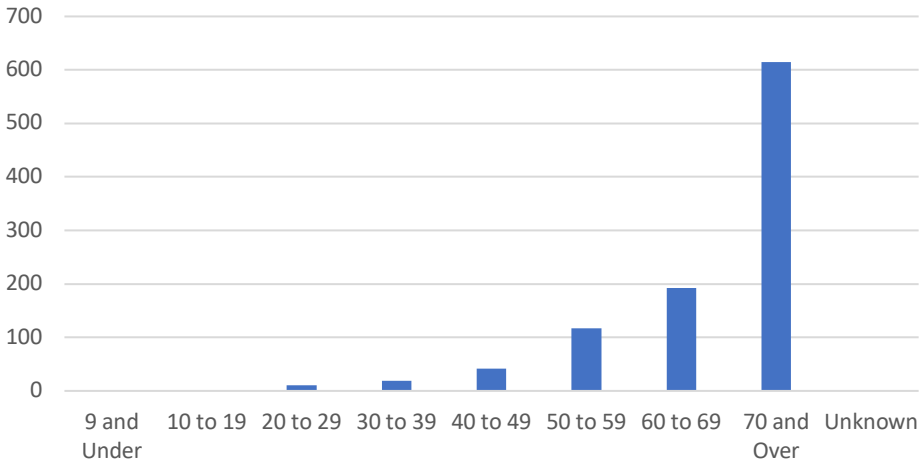
COVID-19 Related Deaths in DeKalb County and Georgia



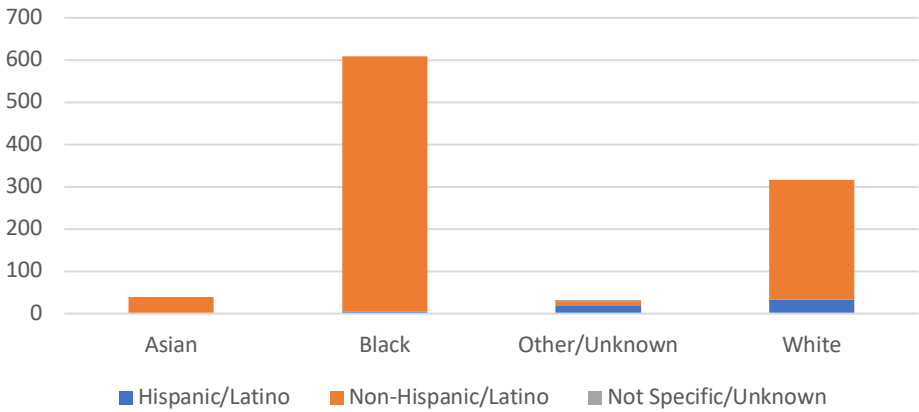
Note: DeKalb County Data as of 7/25/2021. Georgia data as of 7/23/2021. Date of case reported used. All data reported are preliminary and subject to change.

Table 2. COVID-19 Related Hospitalizations/Deaths in DeKalb County, GA		Count	%
Hospitalization			
	Needed Hospitalization	5018	8.3%
	Not Known to Have Been Hospitalized	55327	91.7%
Deaths			
	Died	996	1.7%

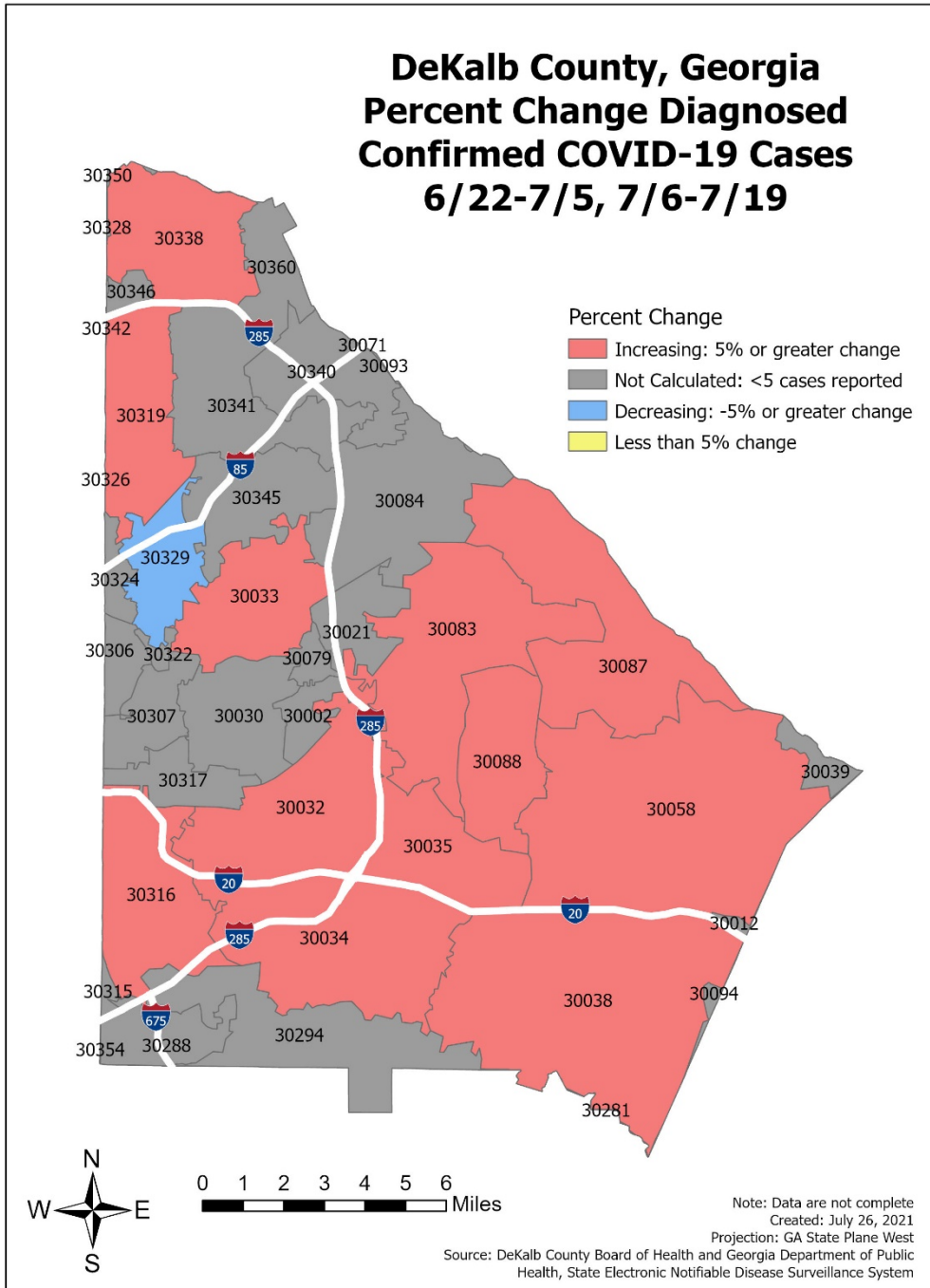
COVID-19 Related Deaths by Age, DeKalb County



COVID-19 Related Deaths by Race and Ethnicity, DeKalb County



Percent Change in COVID-19 Cases Between Two Most Recent 14-Day Periods*



*Note: Please see table below for more details on COVID-19 cases reported by zip code.

COVID-19 Case Counts by Zip Code

Table 3. COVID-19 Case Counts and Change in Two Most Recent 14-day Periods

Zip	Previous 7/20	Current 7/25	Percent of Total	Previous 14 Days 6/22-7/5	Recent 14 Days 7/6-7/19	Percent Change in 14 day periods
All DeKalb	59855	60345	100.0%	158	606	283.5%
30058	4785	4835	8.0%	17	60	252.9%
30083	4331	4363	7.2%	5	32	540.0%
30034	3941	3992	6.6%	13	52	300.0%
30032	3745	3781	6.3%	14	34	142.9%
30038	3413	3449	5.7%	10	56	460.0%
30319	3433	3447	5.7%	6	15	150.0%
30341	2872	2890	4.8%	<5	21	425.0%
30329	2625	2643	4.4%	13	11	-15.4%
30084	2558	2563	4.2%	<5	21	425.0%
30338	2482	2531	4.2%	5	44	780.0%
30340	2324	2338	3.9%	<5	22	450.0%
30087	2185	2196	3.6%	7	18	157.1%
30088	2016	2041	3.4%	11	29	163.6%
30033	1968	1976	3.3%	5	19	280.0%
30021	1846	1856	3.1%	<5	15	400.0%
30294	1740	1756	2.9%	<5	29	1350.0%
30035	1702	1709	2.8%	6	13	116.7%
30345	1686	1699	2.8%	<5	14	366.7%
30316	1667	1682	2.8%	6	23	283.3%
30030	1508	1521	2.5%	<5	13	333.3%
30360	1173	1176	1.9%	<5	7	600.0%
30317	886	895	1.5%	<5	7	600.0%
30307	576	586	1.0%	<5	<5	33.3%
30346	539	542	0.9%	<5	5	400.0%
30306	479	483	0.8%	0	0	NA
30350	362	365	0.6%	<5	<5	200.0%
30324	356	356	0.6%	<5	<5	0.0%
30002	307	308	0.5%	<5	<5	0.0%
30288	297	298	0.5%	<5	6	200.0%
30079	249	249	0.4%	<5	<5	-33.3%
30322	153	154	0.3%	0	0	NA
30349	61	63	0.1%	0	0	NA
30039	60	60	0.1%	0	0	NA
30328	55	58	0.1%	0	0	NA
30031	50	50	0.1%	0	0	NA
30094	43	44	0.1%	0	0	NA
30072	34	34	0.1%	0	0	NA

30318	33	33	0.1%	0	0	NA
30012	32	32	0.1%	0	0	NA
30342	32	32	0.1%	0	0	NA
30085	30	31	0.1%	<5	<5	0.0%
30301	25	28	0.0%	0	0	NA
30047	26	26	0.0%	0	0	NA
30074	22	22	0.0%	0	0	NA
30086	22	22	0.0%	0	0	NA
30016	21	21	0.0%	0	0	NA
30093	21	21	0.0%	<5	0	-100.0%
30036	20	20	0.0%	0	0	NA
30037	20	20	0.0%	0	0	NA
30337	18	18	0.0%	0	0	NA
30321	16	16	0.0%	0	0	NA
30092	15	15	0.0%	0	0	NA
30312	15	15	0.0%	0	0	NA
30331	15	15	0.0%	0	0	NA
30362	15	15	0.0%	0	0	NA
30333	14	14	0.0%	0	0	NA
30359	14	14	0.0%	0	0	NA
30013	13	13	0.0%	0	0	NA
30314	13	13	0.0%	0	0	NA
30315	13	13	0.0%	0	0	NA
30044	12	12	0.0%	0	0	NA
30305	12	12	0.0%	0	0	NA
30308	12	12	0.0%	0	0	NA
30332	12	12	0.0%	0	0	NA
30281	11	11	0.0%	0	0	NA
30309	11	11	0.0%	0	0	NA
30334	11	11	0.0%	0	0	NA
30374	11	11	0.0%	0	0	NA
30022	10	10	0.0%	0	0	NA
30043	10	10	0.0%	0	0	NA
30045	10	10	0.0%	0	0	NA
30052	10	10	0.0%	0	0	NA
30303	10	10	0.0%	0	0	NA
30366	10	10	0.0%	0	0	NA
30046	9	9	0.0%	0	0	NA
30060	9	9	0.0%	0	0	NA
30096	9	9	0.0%	0	0	NA
30339	9	9	0.0%	0	0	NA
30071	8	8	0.0%	0	0	NA
30310	7	8	0.0%	0	0	NA

30326	8	8	0.0%	0	0	NA
30356	8	8	0.0%	0	0	NA
30078	7	7	0.0%	0	0	NA
30135	7	7	0.0%	0	0	NA
30302	7	7	0.0%	0	0	NA
30354	7	7	0.0%	0	0	NA
30355	7	7	0.0%	0	0	NA
30014	6	6	0.0%	0	0	NA
30228	6	6	0.0%	0	0	NA
30304	6	6	0.0%	0	0	NA
30344	6	6	0.0%	0	0	NA
31146	6	6	0.0%	0	0	NA
30005	5	5	0.0%	0	0	NA
30024	5	5	0.0%	0	0	NA
30054	5	5	0.0%	0	0	NA
30080	5	5	0.0%	0	0	NA
30213	5	5	0.0%	0	0	NA
30252	5	5	0.0%	0	0	NA
30297	5	5	0.0%	0	0	NA
30320	5	5	0.0%	0	0	NA
30327	5	5	0.0%	0	0	NA
31141	5	5	0.0%	0	0	NA
Unknown	315	315	0.5%	0	0	NA

*In order to account for reporting lag of new diagnoses, the 14 day periods were calculated from a week prior. Data cleaning may lead to reassignment of cases from one territory to another based on corrected addresses which may appear as “decreases” when compared to previous counts. Zip codes with fewer than 5 cases reported were omitted from the table.