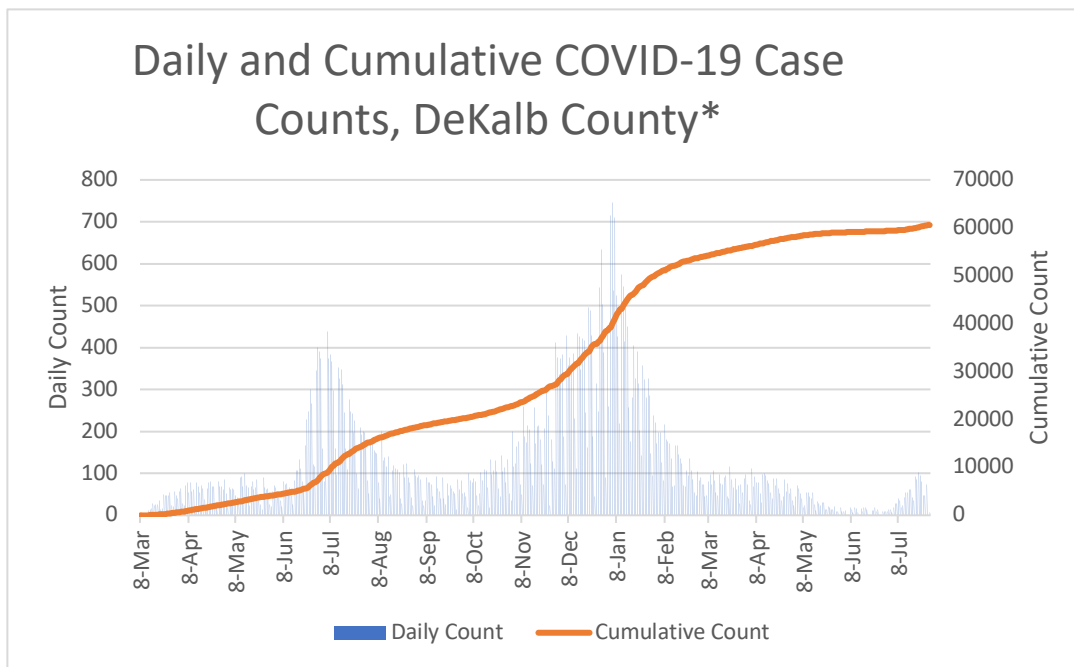
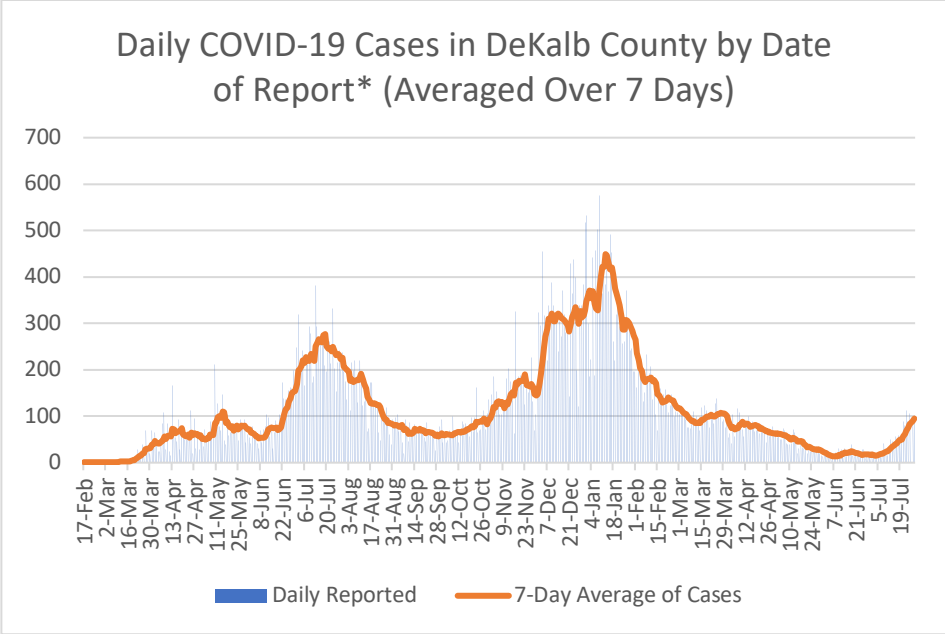


Summary

- As of July 27, DeKalb County has reported 60,578 confirmed cases of 2019 novel coronavirus disease (COVID-19) and 997 confirmed COVID-19 deaths, an increase of 233 cases (+0.4%) and 1 death (+0.1%) since the last report on July 26.
- 744 COVID-19 cases (93.8 cases per 100,000 population) were diagnosed in the most recent 14 day period (7/8 – 7/21), a **304% INCREASE** from the previous 14 day period (6/24 – 7/7).
- Among all persons diagnosed with COVID-19 in DeKalb County, 8.3% needed hospitalization and 1.6% died.
- As of July 27, Georgia Department of Public Health reported that DeKalb County accounted for 6.5% of the total number of COVID-19 cases in Georgia to date.
- As of July 27, Georgia Department of Public Health reported that DeKalb County has administered 702,879 vaccines, and has 375,651 residents with at least one dose (50%) and 334,022 fully vaccinated (45%).



*Counts shown reflect the number of confirmed cases as of 7/27/21 using the date of diagnosis which is calculated by using the date of first positive sample collection. Where date of first positive sample collection were not available, the date of report creation in GA SENDSS was used instead. **Note: All data reported are preliminary and subject to change. Delays in data reporting may cause changes in data counts, particularly within the last week.

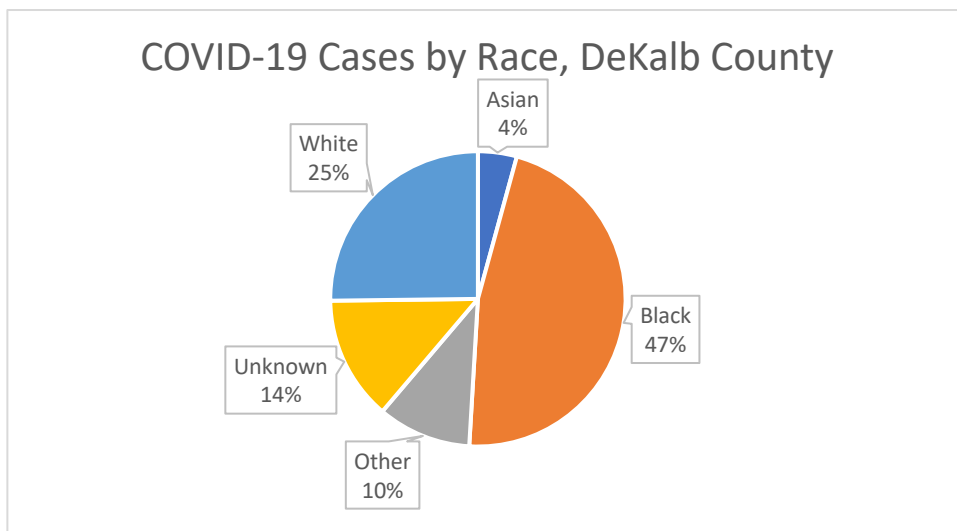


*Counts shown reflect the number of confirmed cases as of 7/27/21 using date of report creating in GA SendSS. All data reported are preliminary and subject to change.

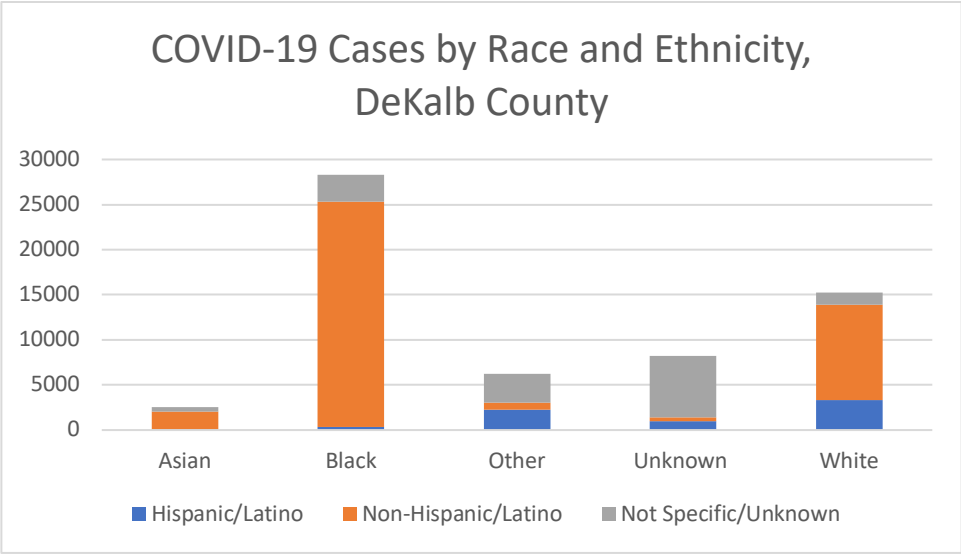
Demographic Distributions of COVID-19 Cases

Table 2. Demographics of COVID-19 Cases, DeKalb County, GA

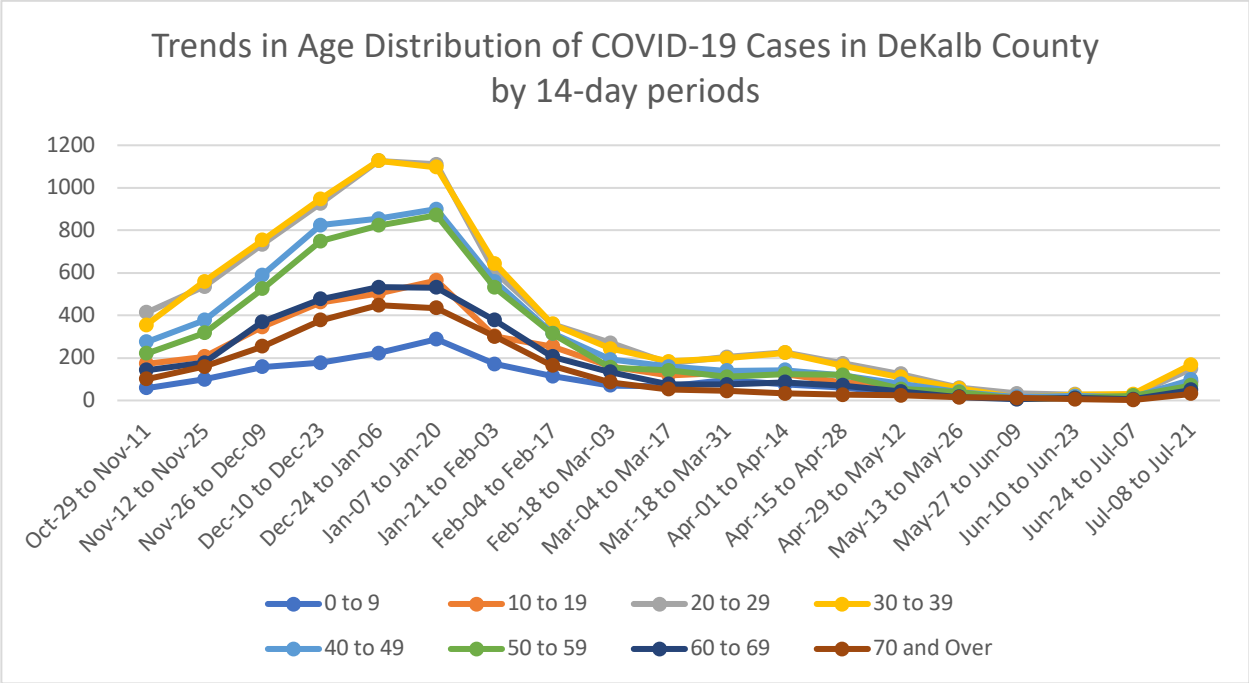
Demographics		
Gender	N	%
Female	32817	54.2%
Male	27247	45.0%
Unknown	514	0.8%
Age		
9 and Under	2577	4.3%
10 to 19	5455	9.0%
20 to 29	12354	20.4%
30 to 39	12073	19.9%
40 to 49	9532	15.7%
50 to 59	8592	14.2%
60 to 69	5470	9.0%
70 and Over	4360	7.2%
Unknown	165	0.3%
Race		
Asian	2578	4.3%
Black	28280	46.7%
Other	6219	10.3%
Unknown	8240	13.6%
White	15261	25.2%
Ethnicity		
Hispanic/Latino	6943	11.5%
Non-Hispanic/Latino	38877	64.2%
Not Specific/Unknown	14758	24.4%



*"Other" includes Native Hawaiian/Pacific Islander and American Indian/Native American

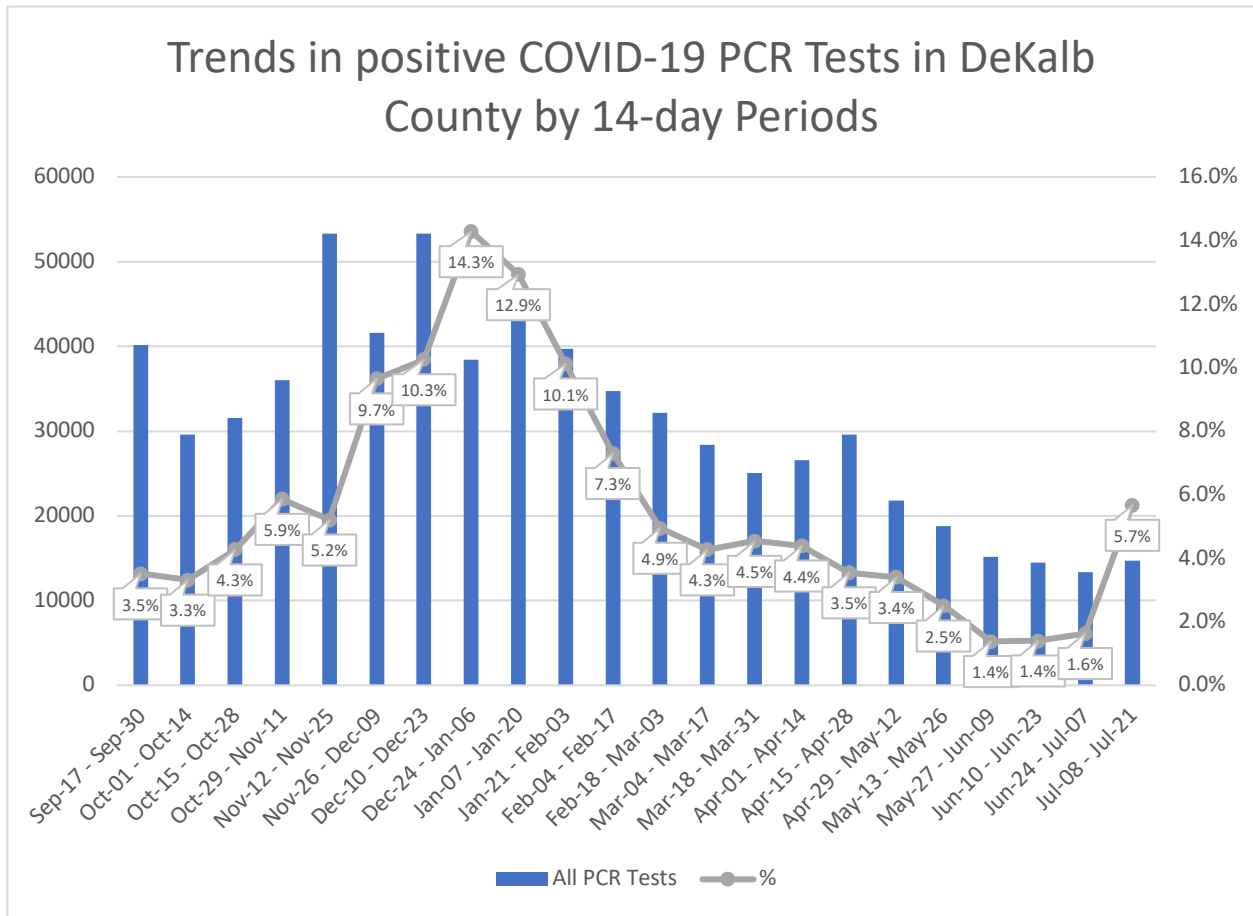


*"Other" includes Native Hawaiian/Pacific Islander and American Indian/Native American



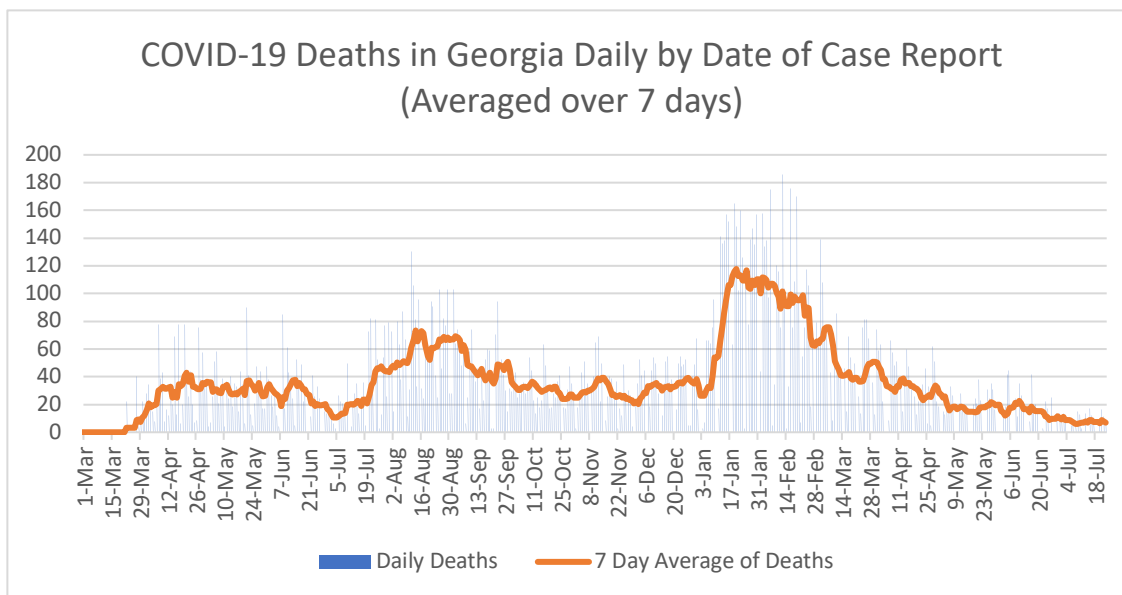
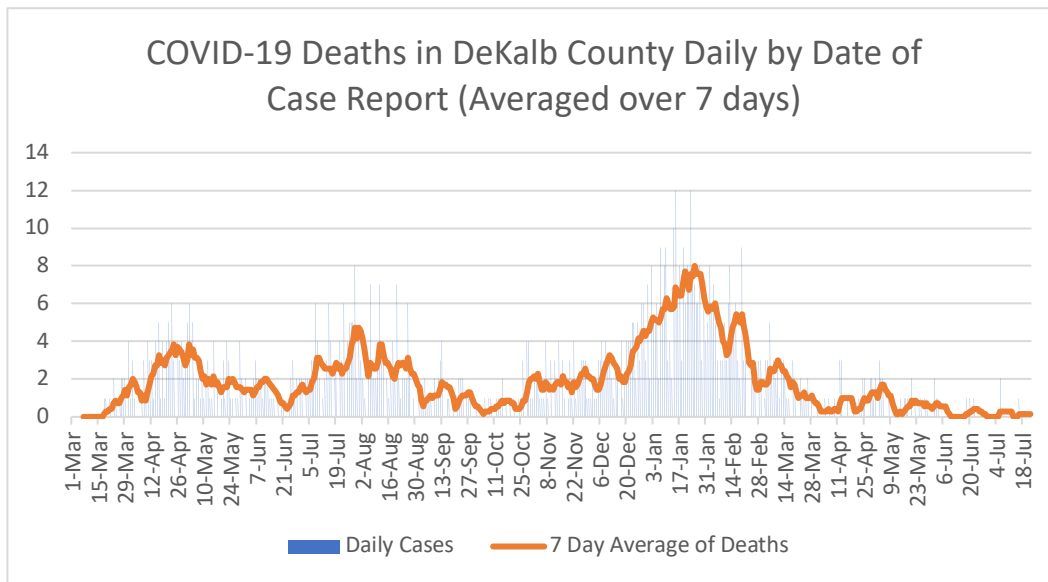
*Counts shown reflect the number of confirmed cases as of 7/27/21 using the date of first positive sample collection. Where date of first positive sample collection were not available, the date of report creation in GA SENDSS was used instead. All data reported are preliminary and subject to change

COVID-19 Testing and Positivity in DeKalb County



*Data as of 7/27/2021. Only data on Polymerase Chain Reaction (PCR) tests were included. All data reported are preliminary and subject to change

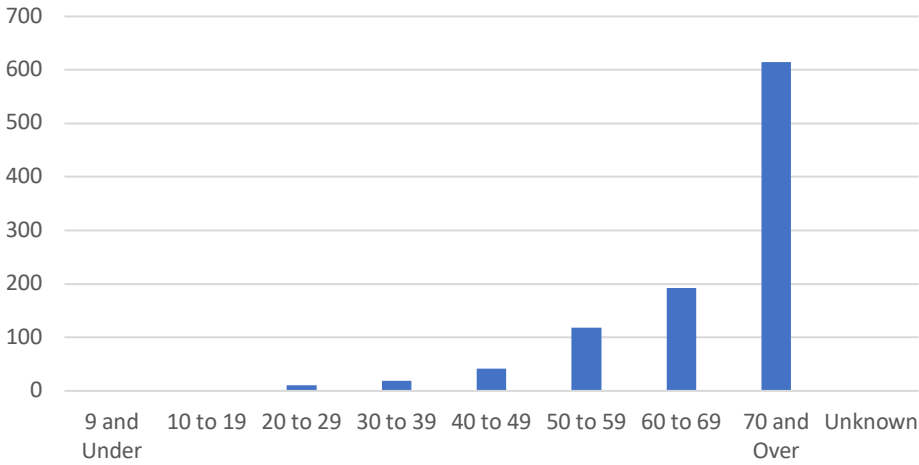
COVID-19 Related Deaths in DeKalb County and Georgia



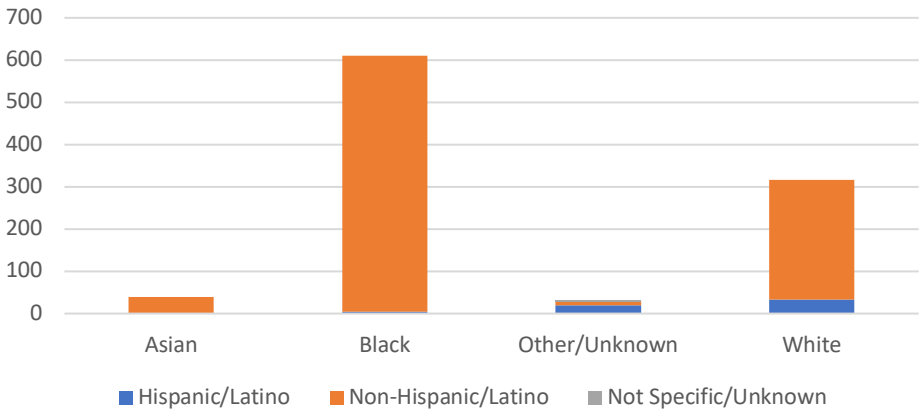
Note: DeKalb County Data as of 7/27/2021. Georgia data as of 7/27/2021. Date of case reported used. All data reported are preliminary and subject to change.

Table 2. COVID-19 Related Hospitalizations/Deaths in DeKalb County, GA		Count	%
Hospitalization			
	Needed Hospitalization	5040	8.3%
	Not Known to Have Been Hospitalized	55538	91.7%
Deaths			
	Died	997	1.6%

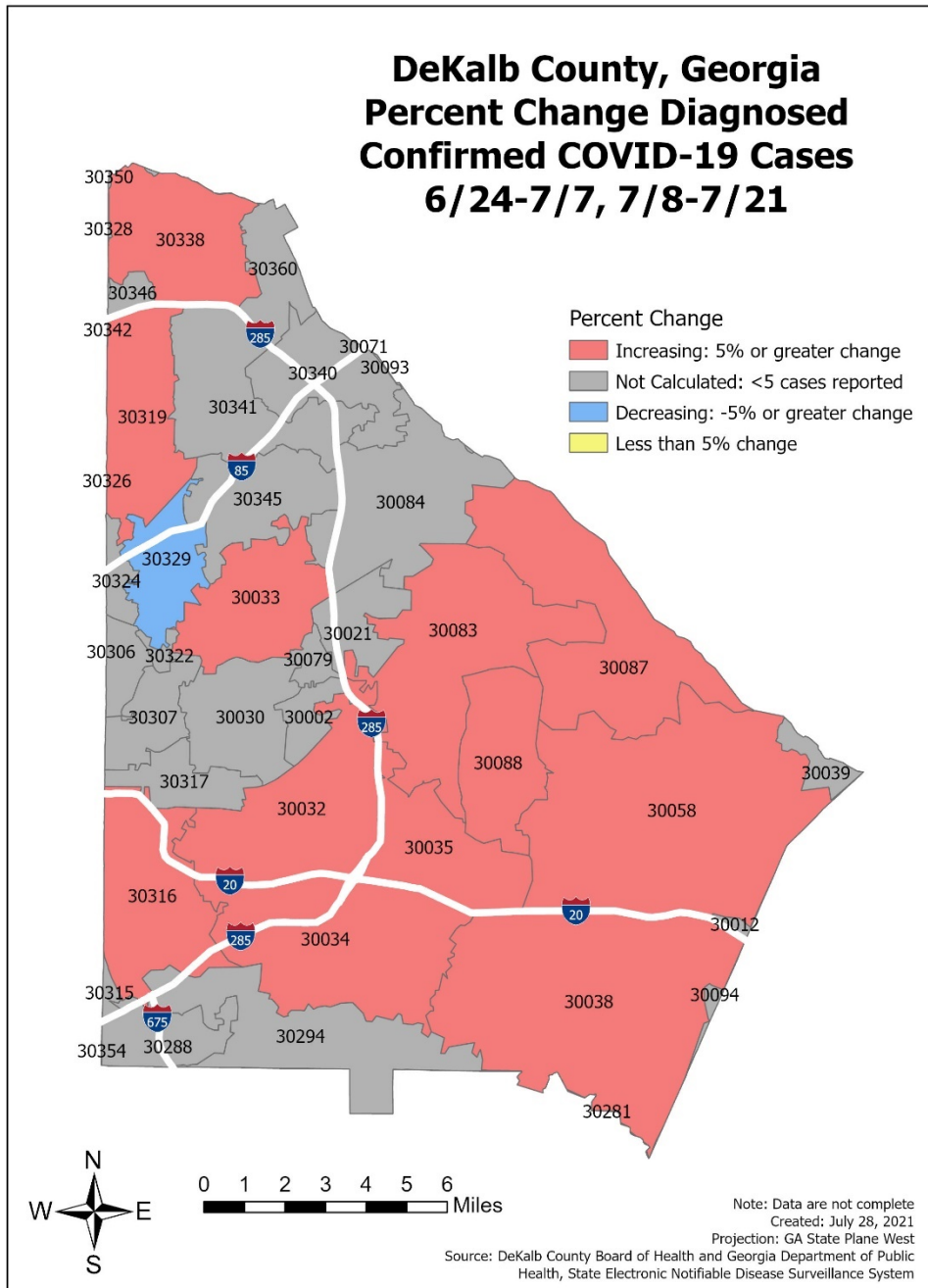
COVID-19 Related Deaths by Age, DeKalb County



COVID-19 Related Deaths by Race and Ethnicity, DeKalb County



Percent Change in COVID-19 Cases Between Two Most Recent 14-Day Periods*



*Note: Please see table below for more details on COVID-19 cases reported by zip code.

COVID-19 Case Counts by Zip Code

Table 3. COVID-19 Case Counts and Change in Two Most Recent 14-day Periods

Zip	Previous 7/25	Current 7/27	Percent of Total	Previous 14 Days 6/24-7/7	Recent 14 Days 7/8-7/21	Percent Change in 14 day periods
All DeKalb	60345	60578	100.00%	159	612	284.91%
30058	4835	4857	8.02%	17	60	252.94%
30083	4363	4378	7.23%	5	32	540.00%
30034	3992	4017	6.63%	13	52	300.00%
30032	3781	3799	6.27%	14	35	150.00%
30038	3449	3470	5.73%	10	57	470.00%
30319	3447	3452	5.70%	6	15	150.00%
30341	2890	2897	4.78%	<5	21	425.00%
30329	2643	2650	4.37%	13	11	-15.38%
30084	2563	2566	4.24%	<5	20	400.00%
30338	2531	2545	4.20%	5	44	780.00%
30340	2338	2342	3.87%	<5	24	500.00%
30087	2196	2205	3.64%	7	18	157.14%
30088	2041	2054	3.39%	11	29	163.64%
30033	1976	1989	3.28%	5	19	280.00%
30021	1856	1858	3.07%	<5	15	400.00%
30294	1756	1765	2.91%	<5	29	1350.00%
30035	1709	1711	2.82%	6	13	116.67%
30345	1699	1699	2.80%	<5	14	366.67%
30316	1682	1689	2.79%	6	23	283.33%
30030	1521	1528	2.52%	<5	15	400.00%
30360	1176	1176	1.94%	<5	7	600.00%
30317	895	903	1.49%	<5	7	250.00%
30307	586	589	0.97%	<5	<5	33.33%
30346	542	546	0.90%	<5	5	400.00%
30306	483	487	0.80%	0	0	NA
30350	365	364	0.60%	<5	<5	200.00%
30324	356	358	0.59%	<5	<5	0.00%
30002	308	308	0.51%	<5	<5	0.00%
30288	298	298	0.49%	<5	6	200.00%
30079	249	252	0.42%	<5	<5	-33.33%
30322	154	154	0.25%	0	0	NA
30349	63	64	0.11%	0	0	NA
30039	60	60	0.10%	0	0	NA
30328	58	57	0.09%	0	0	NA
30031	50	50	0.08%	0	0	NA
30094	44	44	0.07%	0	0	NA
30072	34	34	0.06%	0	0	NA

30318	33	33	0.05%	0	0	NA
30012	32	32	0.05%	0	0	NA
30342	32	32	0.05%	0	0	NA
30085	31	31	0.05%	<5	<5	0.00%
30301	28	28	0.05%	0	0	NA
30047	26	26	0.04%	0	0	NA
30074	22	22	0.04%	0	0	NA
30086	22	22	0.04%	0	0	NA
30093	21	22	0.04%	<5	<5	0.00%
30016	21	21	0.03%	0	0	NA
30036	20	20	0.03%	0	0	NA
30037	20	20	0.03%	0	0	NA
30337	18	19	0.03%	0	0	NA
30321	16	16	0.03%	0	0	NA
30092	15	15	0.02%	0	0	NA
30312	15	15	0.02%	0	0	NA
30331	15	15	0.02%	0	0	NA
30362	15	15	0.02%	0	0	NA
30333	14	14	0.02%	0	0	NA
30359	14	14	0.02%	0	0	NA
30013	13	13	0.02%	0	0	NA
30314	13	13	0.02%	0	0	NA
30315	13	13	0.02%	0	0	NA
30044	12	12	0.02%	0	0	NA
30305	12	12	0.02%	0	0	NA
30308	12	12	0.02%	0	0	NA
30332	12	12	0.02%	0	0	NA
30374	11	12	0.02%	0	0	NA
30281	11	11	0.02%	0	0	NA
30309	11	11	0.02%	0	0	NA
30334	11	11	0.02%	0	0	NA
30022	10	10	0.02%	0	0	NA
30043	10	10	0.02%	0	0	NA
30045	10	10	0.02%	0	0	NA
30052	10	10	0.02%	0	0	NA
30303	10	10	0.02%	0	0	NA
30339	9	10	0.02%	0	0	NA
30366	10	10	0.02%	0	0	NA
30046	9	9	0.01%	0	0	NA
30060	9	9	0.01%	0	0	NA
30096	9	9	0.01%	0	0	NA
30071	8	8	0.01%	0	0	NA
30310	8	8	0.01%	0	0	NA

30326	8	8	0.01%	0	0	NA
30356	8	8	0.01%	0	0	NA
30078	7	7	0.01%	0	0	NA
30135	7	7	0.01%	0	0	NA
30302	7	7	0.01%	0	0	NA
30354	7	7	0.01%	0	0	NA
30355	7	7	0.01%	0	0	NA
30014	6	6	0.01%	0	0	NA
30228	6	6	0.01%	0	0	NA
30304	6	6	0.01%	0	0	NA
30344	6	6	0.01%	0	0	NA
31146	6	6	0.01%	0	0	NA
30005	5	5	0.01%	0	0	NA
30024	5	5	0.01%	0	0	NA
30054	5	5	0.01%	0	0	NA
30080	5	5	0.01%	0	0	NA
30213	5	5	0.01%	0	0	NA
30252	5	5	0.01%	0	0	NA
30297	5	5	0.01%	0	0	NA
30320	5	5	0.01%	0	0	NA
30325	5	5	0.01%	0	0	NA
30327	5	5	0.01%	0	0	NA
30357	5	5	0.01%	0	0	NA
31141	5	5	0.01%	0	0	NA
Unknown	315	317	0.52%	0	0	NA

*In order to account for reporting lag of new diagnoses, the 14 day periods were calculated from a week prior. Data cleaning may lead to reassignment of cases from one territory to another based on corrected addresses which may appear as “decreases” when compared to previous counts. Zip codes with fewer than 5 cases reported were omitted from the table.