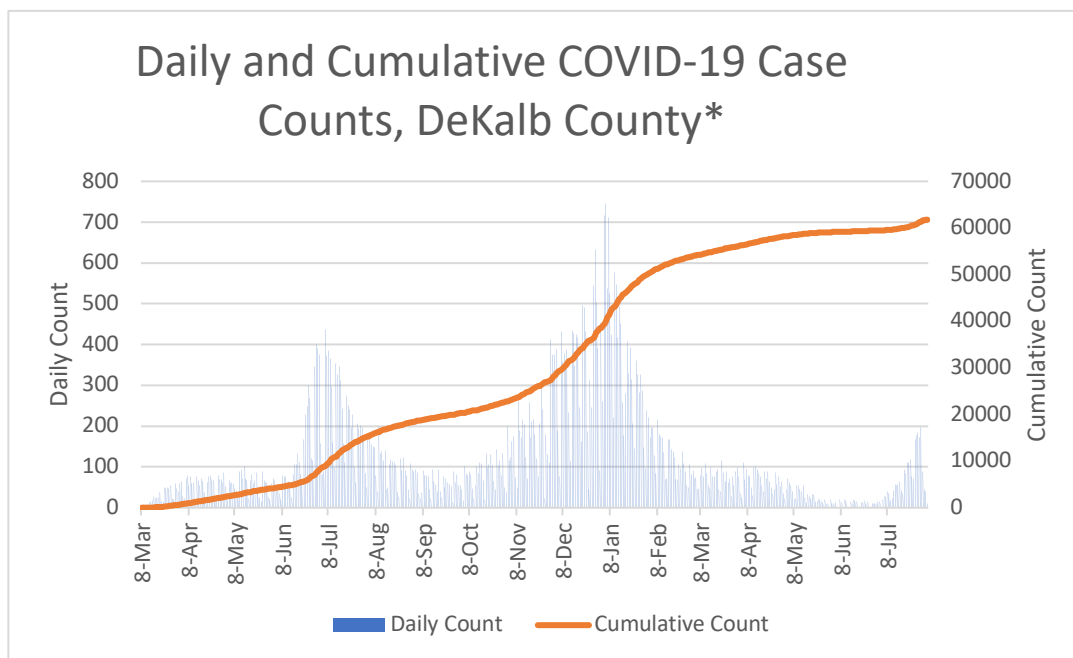
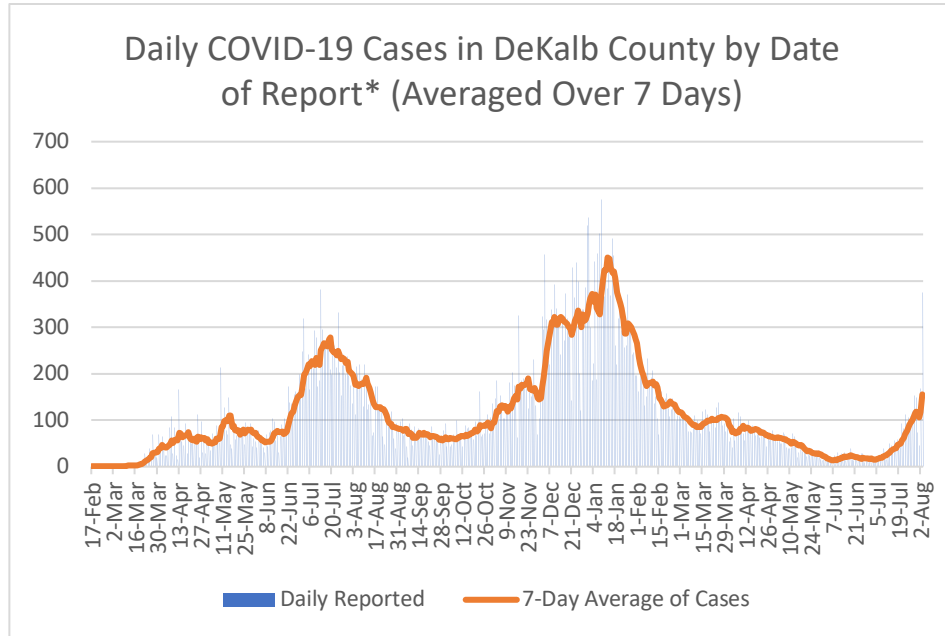


Summary

- As of August 3, DeKalb County has reported 61,783 confirmed cases of 2019 novel coronavirus disease (COVID-19) and 998 confirmed COVID-19 deaths, an increase of 724 cases (+1.2%) and 0 deaths (+0%) since the last report on August 2.
- 1,396 COVID-19 cases (176.0 cases per 100,000 population) were diagnosed in the most recent 14 day period (7/15-7/28), a **260.7% INCREASE** from the previous 14 day period (7/1-7/14).
- Among all persons diagnosed with COVID-19 in DeKalb County, 8.3% needed hospitalization and 1.6% died.
- As of August 3, Georgia Department of Public Health reported that DeKalb County accounted for 6.5% of the total number of COVID-19 cases in Georgia to date.
- As of August 3, Georgia Department of Public Health reported that DeKalb County has administered 712,051 vaccines, and has 381,287 residents with at least one dose (51%) and 337,501 fully vaccinated (45%).
- **NOTE:** The Georgia Department of Public Health has updated the case counts to include a number of backlog cases. This explains the sudden increase of number of cases reported in the past few days.



*Counts shown reflect the number of confirmed cases as of 8/3/21 using the date of diagnosis which is calculated by using the date of first positive sample collection. Where date of first positive sample collection were not available, the date of report creation in GA SENDSS was used instead. **Note: All data reported are preliminary and subject to change. Delays in data reporting may cause changes in data counts, particularly within the last week.

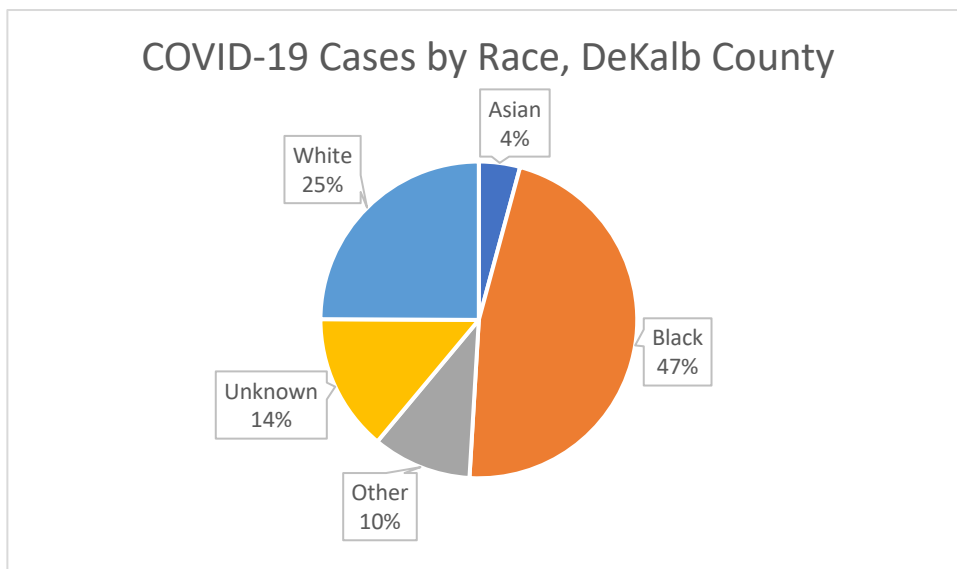


*Counts shown reflect the number of confirmed cases as of 8/3/21 using date of report creating in GA SendSS. All data reported are preliminary and subject to change.

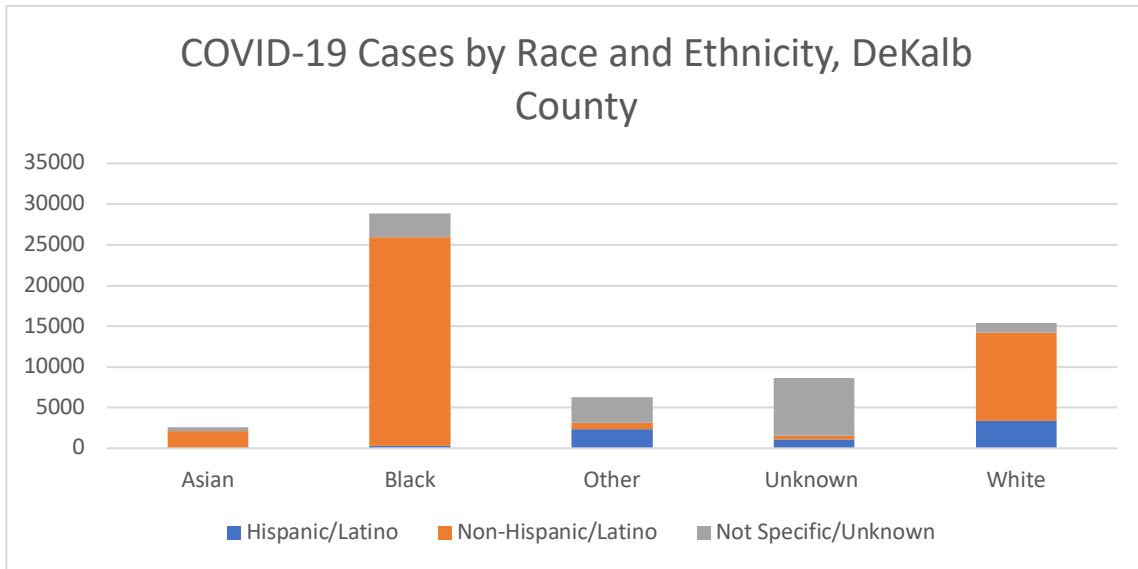
Demographic Distributions of COVID-19 Cases

Table 2. Demographics of COVID-19 Cases, DeKalb County, GA

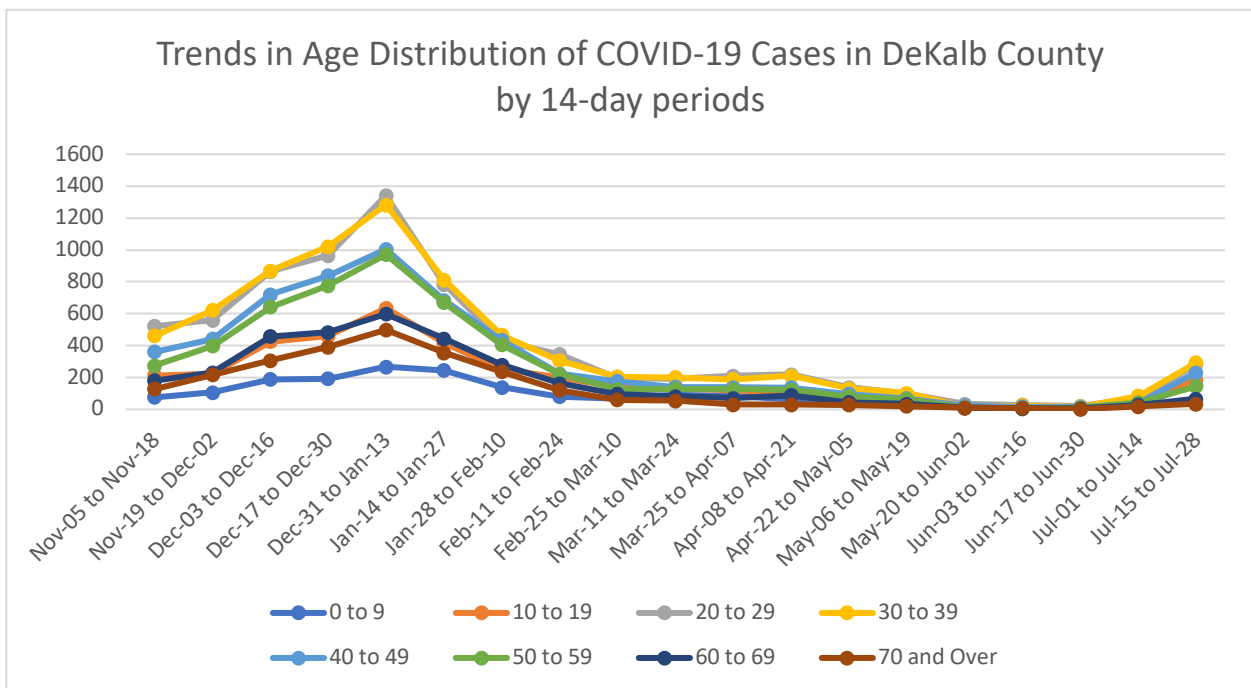
Demographics		
Gender	N	%
Female	33468	54.2%
Male	27793	45.0%
Unknown	523	0.8%
Age		
9 and Under	2680	4.3%
10 to 19	5623	9.1%
20 to 29	12607	20.4%
30 to 39	12340	20.0%
40 to 49	9720	15.7%
50 to 59	8728	14.1%
60 to 69	5523	8.9%
70 and Over	4395	7.1%
Unknown	168	0.3%
Race		
Asian	2598	4.2%
Black	28877	46.7%
Other	6254	10.1%
Unknown	8655	14.0%
White	15400	24.9%
Ethnicity		
Hispanic/Latino	7055	11.4%
Non-Hispanic/Latino	39823	64.5%
Not Specific/Unknown	14906	24.1%



*"Other" includes Native Hawaiian/Pacific Islander and American Indian/Native American

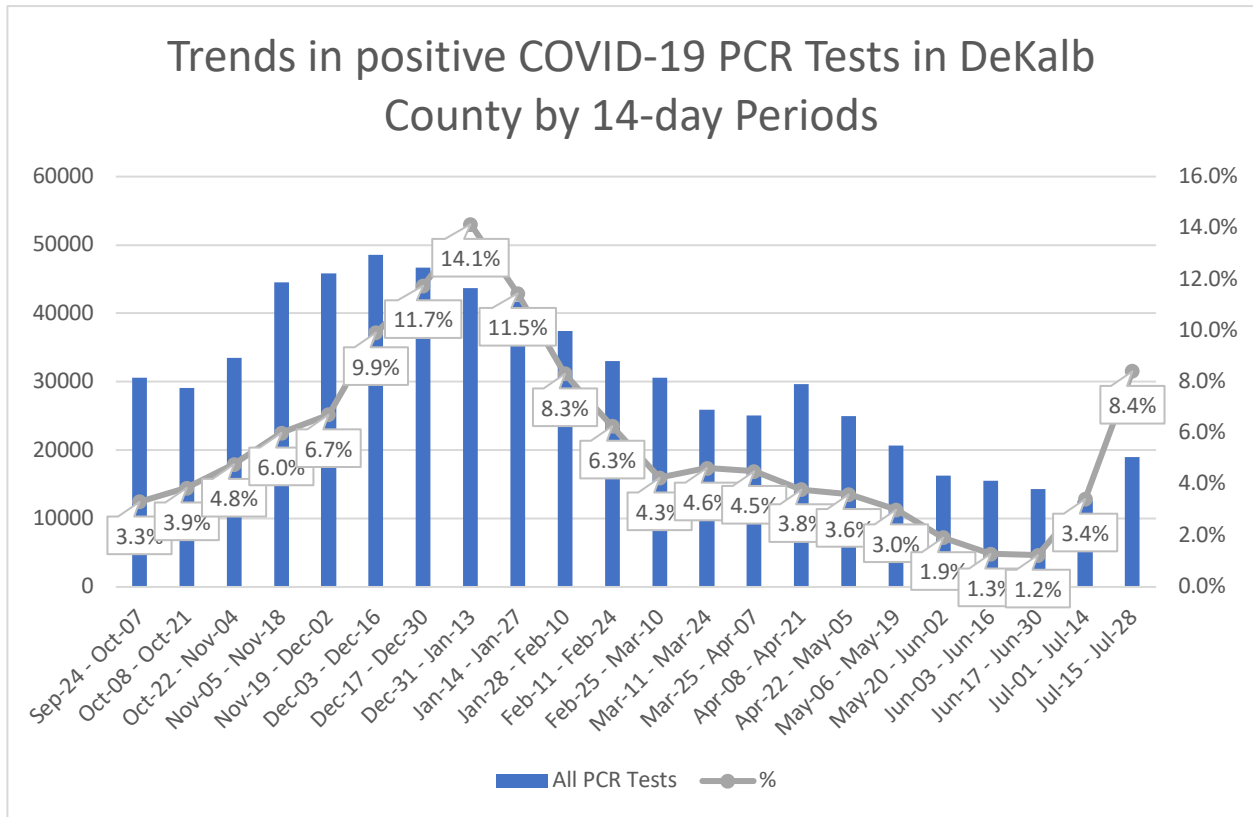


*"Other" includes Native Hawaiian/Pacific Islander and American Indian/Native American



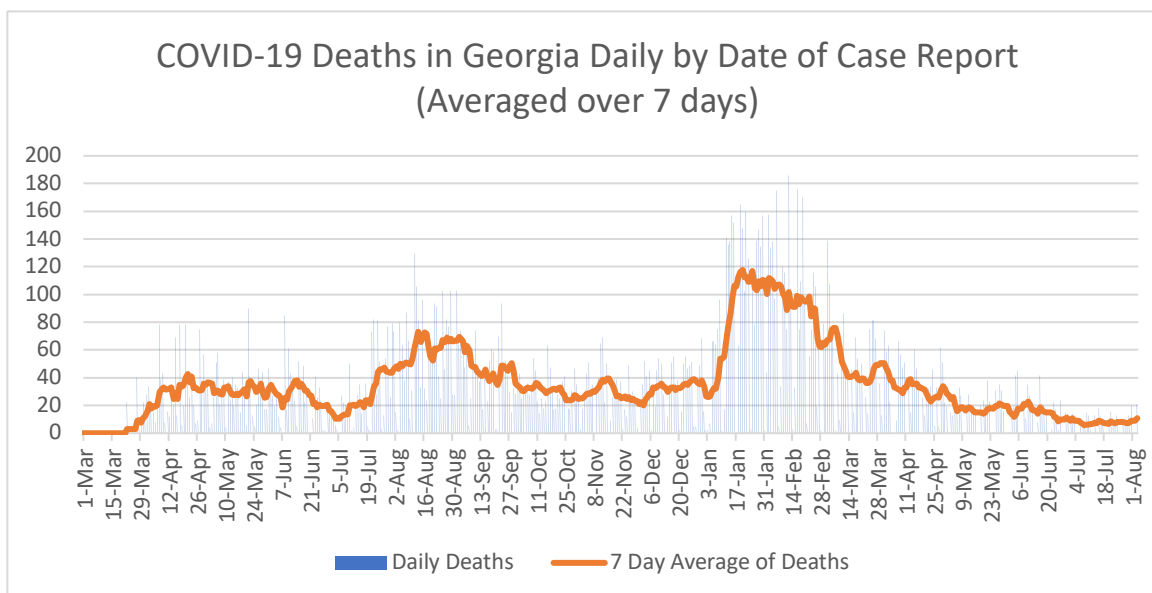
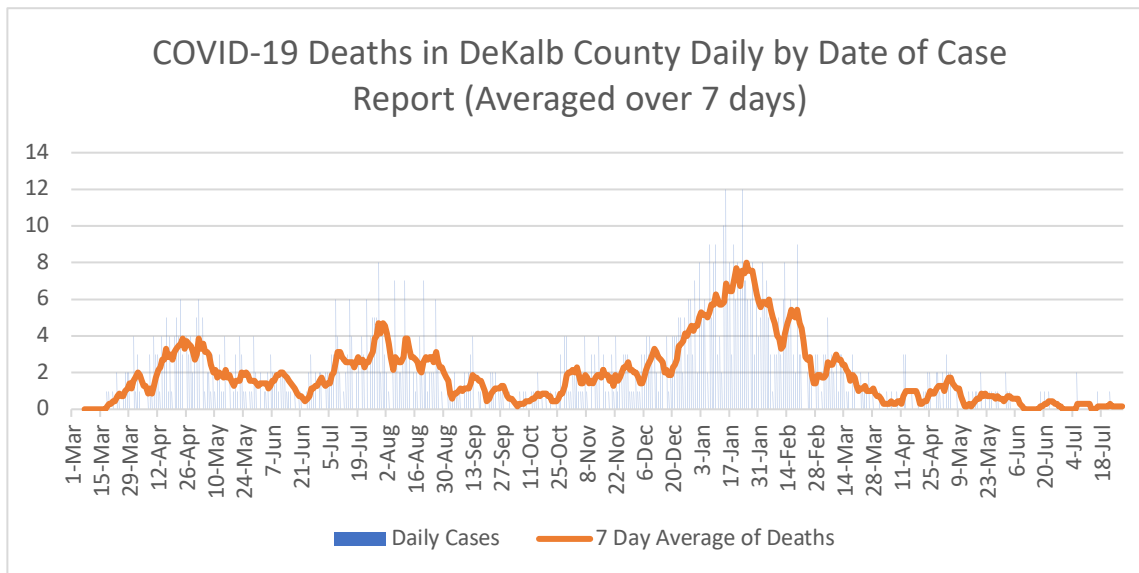
*Counts shown reflect the number of confirmed cases as of 8/3/21 using the date of first positive sample collection. Where date of first positive sample collection were not available, the date of report creation in GA SENDSS was used instead. All data reported are preliminary and subject to change

COVID-19 Testing and Positivity in DeKalb County



*Data as of 8/3/2021. Only data on Polymerase Chain Reaction (PCR) tests were included. All data reported are preliminary and subject to change

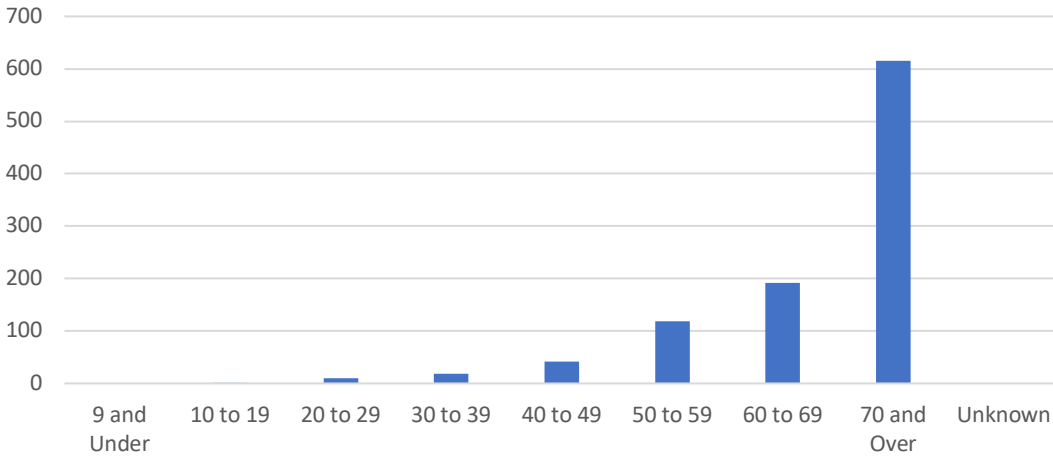
COVID-19 Related Deaths in DeKalb County and Georgia



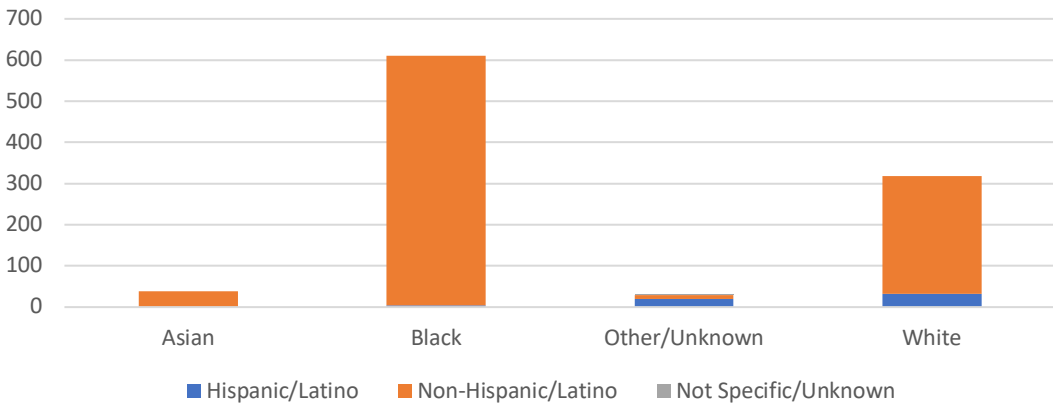
Note: DeKalb County Data as of 8/3/2021. Georgia data as of 8/3/2021. Date of case reported used. All data reported are preliminary and subject to change.

Table 2. COVID-19 Related Hospitalizations/Deaths in DeKalb County, GA		Count	%
Hospitalization			
	Needed Hospitalization	5108	8.3%
	Not Known to Have Been Hospitalized	56676	91.7%
Deaths			
	Died	998	1.6%

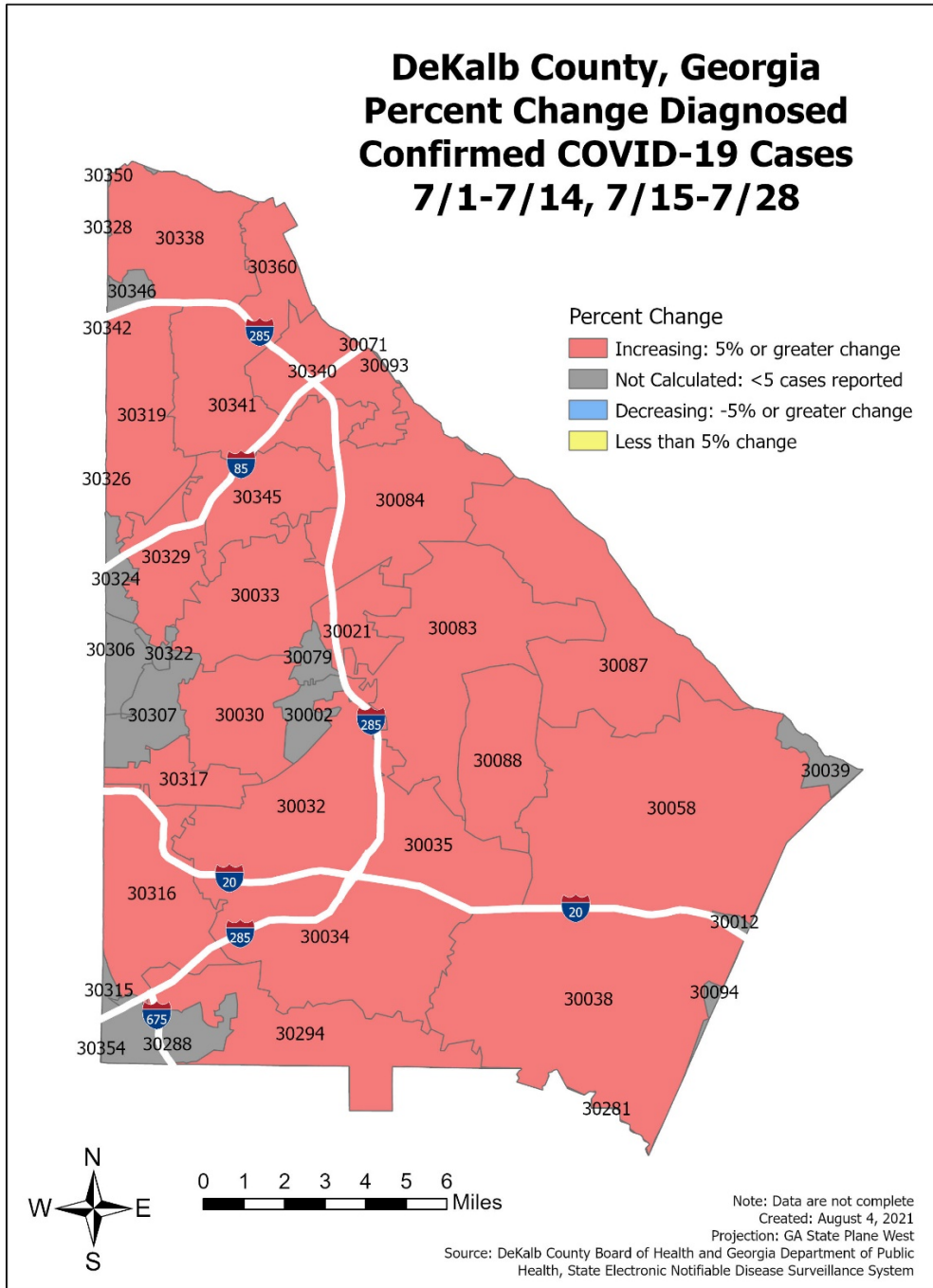
COVID-19 Related Deaths by Age, DeKalb County



COVID-19 Related Deaths by Race and Ethnicity, DeKalb County



Percent Change in COVID-19 Cases Between Two Most Recent 14-Day Periods*



*Note: Please see table below for more details on COVID-19 cases reported by zip code.

COVID-19 Case Counts by Zip Code

Table 3. COVID-19 Case Counts and Change in Two Most Recent 14-day Periods

Zip	Previous 8/1	Current 8/3	Percent of Total	Previous 14 Days 7/1-7/14	Recent 14 Days 7/15-7/28	Percent Change in 14 day periods
All DeKalb	61059	61783	100.0%	387	1396	260.7%
30058	4916	4988	8.1%	33	159	381.8%
30083	4413	4476	7.2%	15	91	506.7%
30034	4061	4116	6.7%	31	130	319.4%
30032	3829	3888	6.3%	26	102	292.3%
30038	3491	3542	5.7%	45	91	102.2%
30319	3462	3480	5.6%	13	34	161.5%
30341	2910	2920	4.7%	16	43	168.8%
30329	2670	2684	4.3%	13	50	284.6%
30084	2587	2624	4.2%	12	34	183.3%
30338	2557	2580	4.2%	18	87	383.3%
30340	2353	2372	3.8%	13	38	192.3%
30087	2224	2243	3.6%	13	41	215.4%
30088	2081	2110	3.4%	15	70	366.7%
30033	2002	2028	3.3%	18	40	122.2%
30021	1872	1895	3.1%	8	39	387.5%
30294	1777	1799	2.9%	9	60	566.7%
30035	1738	1771	2.9%	9	40	344.4%
30316	1704	1731	2.8%	19	48	152.6%
30345	1714	1727	2.8%	8	33	312.5%
30030	1535	1549	2.5%	8	27	237.5%
30360	1180	1190	1.9%	5	11	120.0%
30317	908	923	1.5%	7	21	200.0%
30307	602	614	1.0%	<5	16	300.0%
30346	548	558	0.9%	<5	11	175.0%
30306	488	492	0.8%	<5	8	166.7%
30350	365	367	0.6%	<5	<5	-50.0%
30324	361	362	0.6%	0	0	NA
30002	310	312	0.5%	<5	<5	200.0%
30288	300	304	0.5%	<5	<5	100.0%
30079	258	261	0.4%	<5	9	200.0%
30322	155	156	0.3%	0	0	NA
30349	64	68	0.1%	<5	<5	300.0%
30039	62	62	0.1%	0	0	NA
30328	59	60	0.1%	<5	5	400.0%
30031	50	50	0.1%	0	0	NA
30094	44	44	0.1%	0	0	NA
30072	35	36	0.1%	0	0	NA

30318	33	33	0.1%	0	0	NA
30012	32	32	0.1%	0	0	NA
30085	32	32	0.1%	0	0	NA
30342	32	32	0.1%	0	0	NA
30301	28	29	0.0%	0	0	NA
30047	26	26	0.0%	0	0	NA
30074	23	23	0.0%	0	0	NA
30037	20	22	0.0%	0	0	NA
30086	22	22	0.0%	0	0	NA
30093	22	22	0.0%	<5	<5	0.0%
30016	21	21	0.0%	<5	0	-100.0%
30036	20	20	0.0%	0	0	NA
30337	19	18	0.0%	0	0	NA
30321	17	17	0.0%	0	0	NA
30362	15	17	0.0%	<5	0	-100.0%
30331	15	16	0.0%	0	0	NA
30092	15	15	0.0%	0	0	NA
30312	15	15	0.0%	<5	0	-100.0%
30333	14	14	0.0%	0	0	NA
30359	14	14	0.0%	0	0	NA
30013	13	13	0.0%	0	0	NA
30314	13	13	0.0%	0	0	NA
30315	13	13	0.0%	0	0	NA
30339	10	13	0.0%	<5	<5	0.0%
30374	12	13	0.0%	0	0	NA
30044	12	12	0.0%	0	0	NA
30305	12	12	0.0%	0	0	NA
30308	12	12	0.0%	0	0	NA
30332	12	12	0.0%	<5	0	-100.0%
30045	11	11	0.0%	0	0	NA
30281	11	11	0.0%	0	0	NA
30309	11	11	0.0%	<5	0	-100.0%
30334	11	11	0.0%	0	0	NA
30022	10	10	0.0%	0	0	NA
30043	10	10	0.0%	0	0	NA
30052	10	10	0.0%	0	0	NA
30303	10	10	0.0%	0	0	NA
30366	10	10	0.0%	0	0	NA
30046	9	9	0.0%	0	0	NA
30060	9	9	0.0%	0	0	NA
30096	9	9	0.0%	0	0	NA
30071	8	8	0.0%	0	0	NA
30310	8	8	0.0%	0	0	NA

30326	8	8	0.0%	0	0	NA
30355	8	8	0.0%	0	0	NA
30356	8	8	0.0%	0	0	NA
30078	7	7	0.0%	0	0	NA
30135	7	7	0.0%	0	0	NA
30302	7	7	0.0%	0	0	NA
30330	4	7	0.0%	0	0	NA
30344	6	7	0.0%	0	0	NA
30354	7	7	0.0%	0	0	NA
31146	7	7	0.0%	0	0	NA
30014	6	6	0.0%	0	0	NA
30228	6	6	0.0%	0	0	NA
30297	5	6	0.0%	0	0	NA
30304	6	6	0.0%	0	0	NA
30320	5	6	0.0%	0	0	NA
30325	6	6	0.0%	0	0	NA
30357	6	6	0.0%	0	0	NA
30005	5	5	0.0%	0	0	NA
30024	5	5	0.0%	0	0	NA
30054	5	5	0.0%	0	0	NA
30080	5	5	0.0%	0	0	NA
30213	5	5	0.0%	0	0	NA
30252	5	5	0.0%	0	0	NA
30327	5	5	0.0%	0	0	NA
Unknown	317	322	0.5%	<5	8	300.0%

*In order to account for reporting lag of new diagnoses, the 14 day periods were calculated from a week prior. Data cleaning may lead to reassignment of cases from one territory to another based on corrected addresses which may appear as “decreases” when compared to previous counts. Zip codes with fewer than 5 cases reported were omitted from the table.