

Overview

75,986
Confirmed
cases

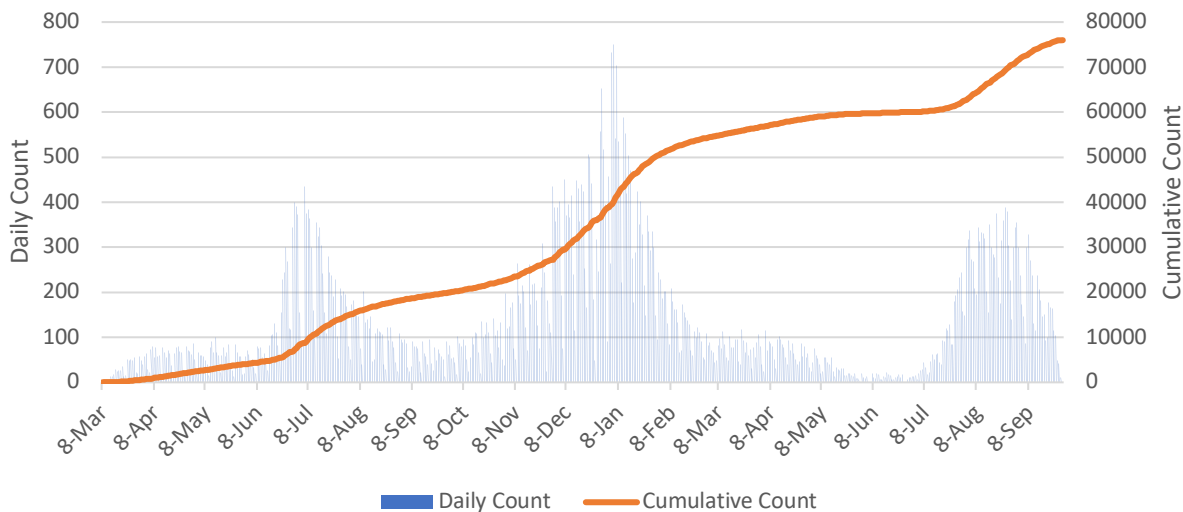
6.2% percent
of Georgia cases
are in DeKalb

125 cases per
100K people in
the last 7 days

5,939
hospitalizations

1,111
deaths

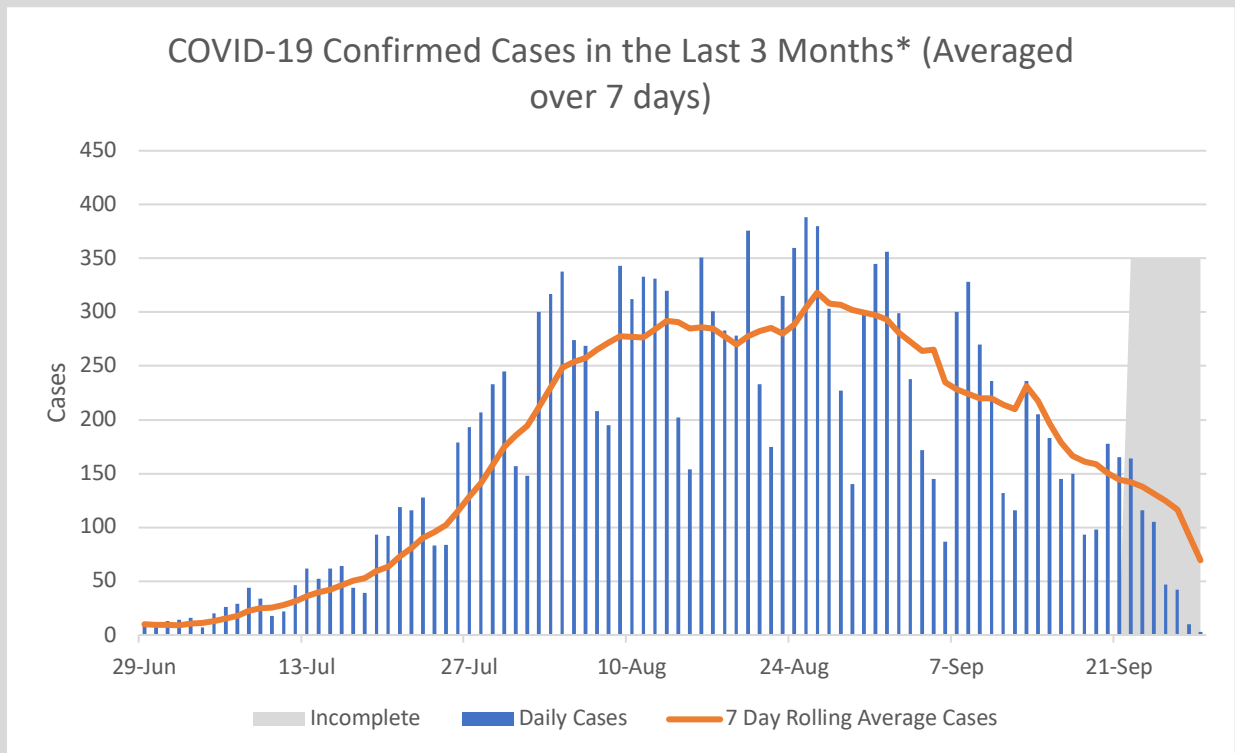
Daily and Cumulative COVID-19 Case Counts,
DeKalb County*



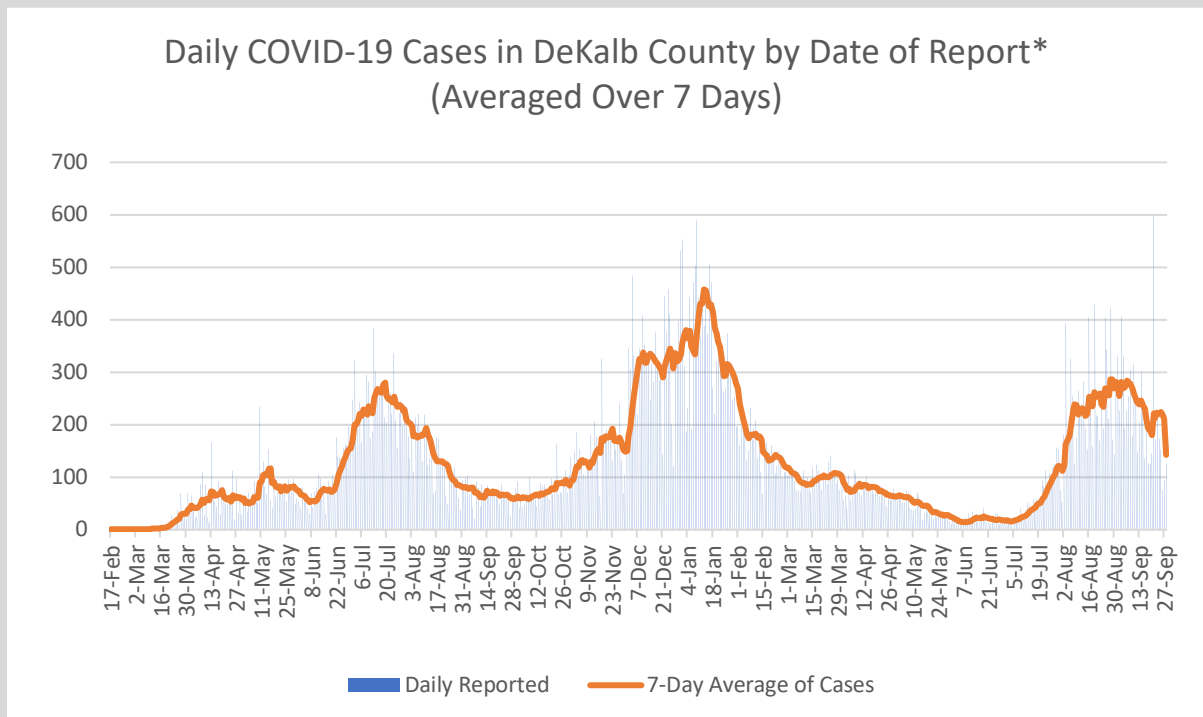
*Counts shown reflect the number of confirmed cases as of 9/28/21 using the date of first positive sample collection. Where date of first positive sample collection were not available, the date of report creation in GA SENDSS was used instead. **Note: All data reported are preliminary and subject to change. Delays in data reporting may cause changes in data counts, particularly within the last week.

- As of September 28, DeKalb County has reported 75,986 confirmed cases of 2019 novel coronavirus disease (COVID-19) and 1,111 confirmed COVID-19 deaths, an increase of 282 cases (+0.4%) and 7 deaths (+0.6%) since the last report on September 27.
- During the week of 9/16 to 9/22, there were 125 COVID-19 cases per 100,000 people in DeKalb, which is defined as “high” community transmission by the CDC
- 2,371 COVID-19 cases (299 cases per 100,000 population) were diagnosed in the most recent 14-day period (9/9-9/22), a **34.5% DECREASE** from the previous 14-day period (8/26-9/8)
- Of all persons diagnosed with COVID-19 in DeKalb, 7.8% needed hospitalization and 1.5% died
- As of September 28, Georgia Department of Public Health reported that DeKalb accounted for 6.2% of the total number of COVID-19 cases in Georgia to date
- As of September 28, Georgia Department of Public Health reported that DeKalb has administered 810,493 vaccines, and has 428,332 residents with at least one dose (57%) and 379,696 fully vaccinated residents (51%)

Other Case Count Metrics



*Counts shown reflect the number of confirmed cases as of 9/28/21 using date of collection. All data reported are preliminary and subject to change. Positive cases from the last 7 days (gray area) are still being collected, and likely to increase.

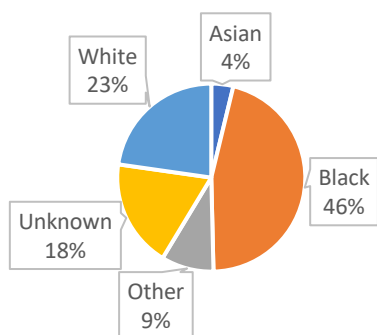


*Counts shown reflect the number of confirmed cases as of 9/28/21 using date of report creating in GA SendSS. All data reported are preliminary and subject to change.

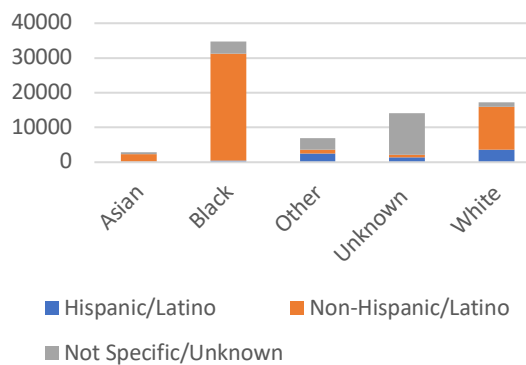
Demographic Distribution of COVID Cases*

Demographics		
Gender	N	%
Female	41424	54.5%
Male	33947	44.7%
Unknown	615	0.8%
Age		
9 and Under	4356	5.7%
10 to 19	8097	10.7%
20 to 29	15165	20.0%
30 to 39	14934	19.7%
40 to 49	11640	15.3%
50 to 59	10068	13.2%
60 to 69	6410	8.4%
70 and Over	5040	6.6%
Unknown	276	0.4%
Race		
Asian	2877	3.8%
Black	34829	45.8%
Other	6865	9.0%
Unknown	14138	18.6%
White	17277	22.7%
Ethnicity		
Hispanic/Latino	7924	10.4%
Non-Hispanic/Latino	47226	62.2%
Not Specific/Unknown	20836	27.4%

COVID-19 Cases by Race, DeKalb County

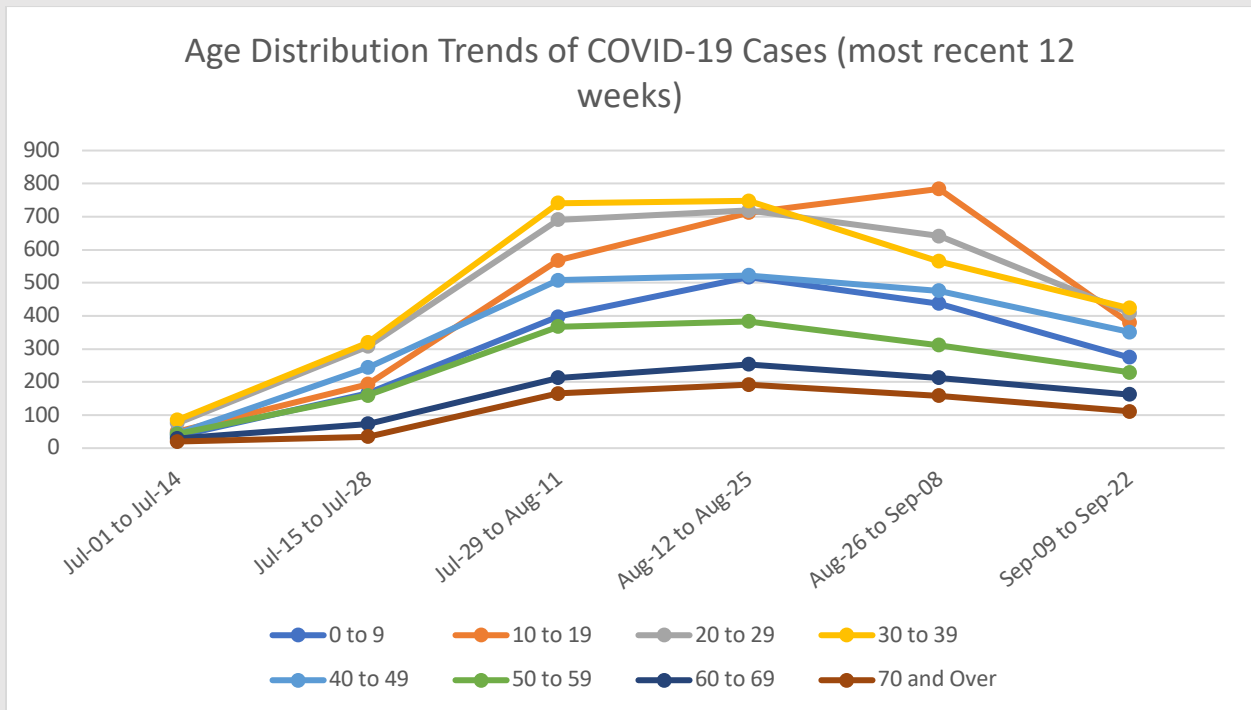
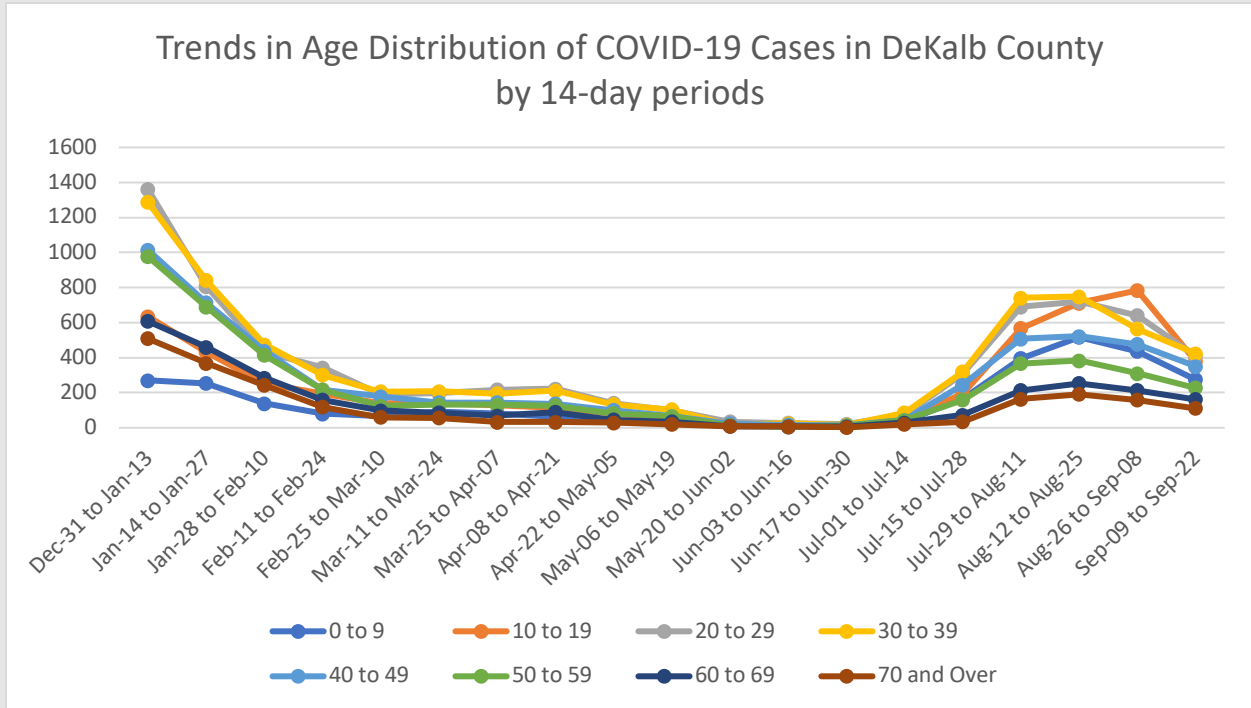


COVID-19 Cases by Race and Ethnicity, DeKalb County



*"Other" includes Native Hawaiian/Pacific Islander and American Indian/Native American

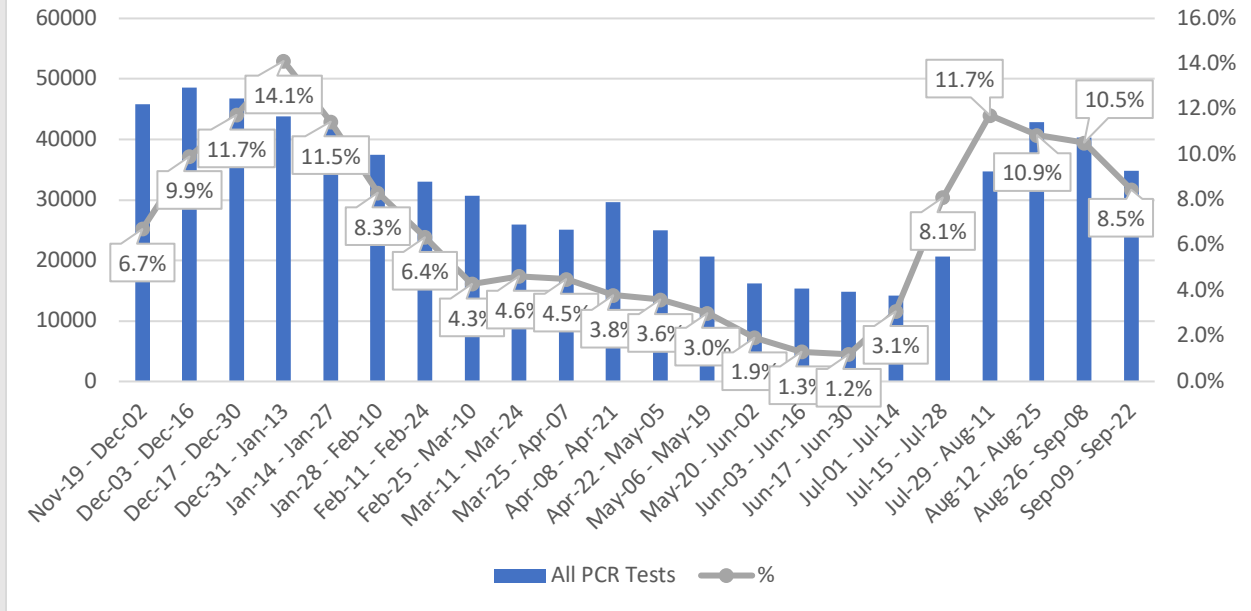
Age Distribution of COVID Cases*



*Counts shown reflect the number of confirmed cases as of 9/28/21 using the date of first positive sample collection. Where date of first positive sample collection were not available, the date of report creation in GA SENDSS was used instead. All data reported are preliminary and subject to change.

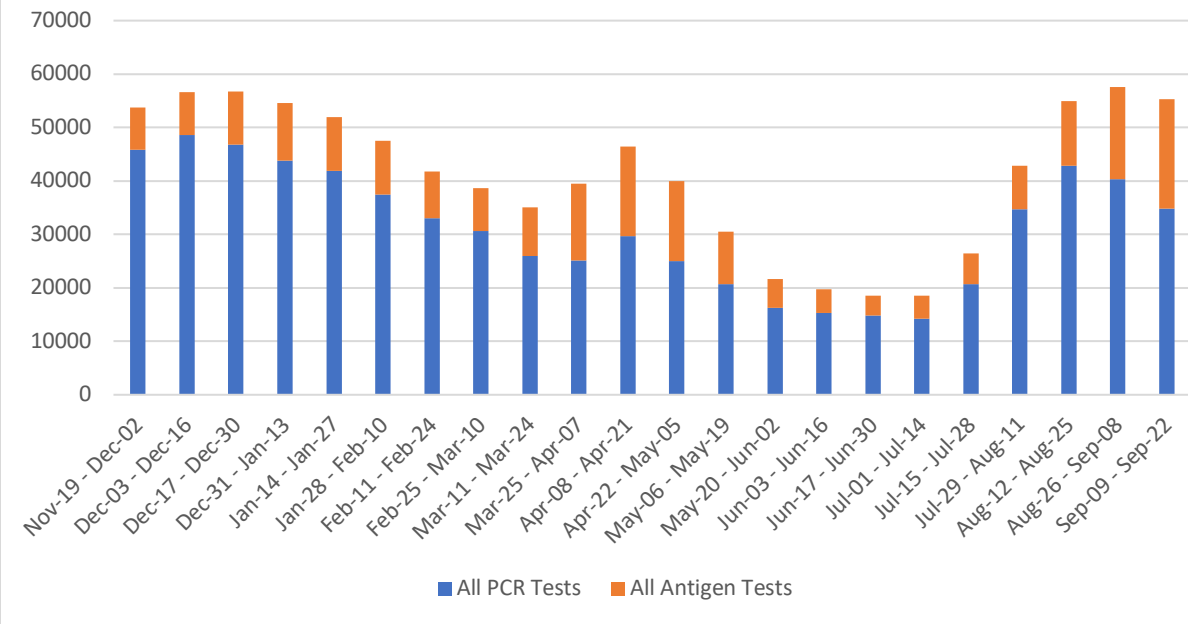
COVID-19 Testing and Positivity*

Trends in positive COVID-19 PCR Tests in DeKalb County by 14-day Periods



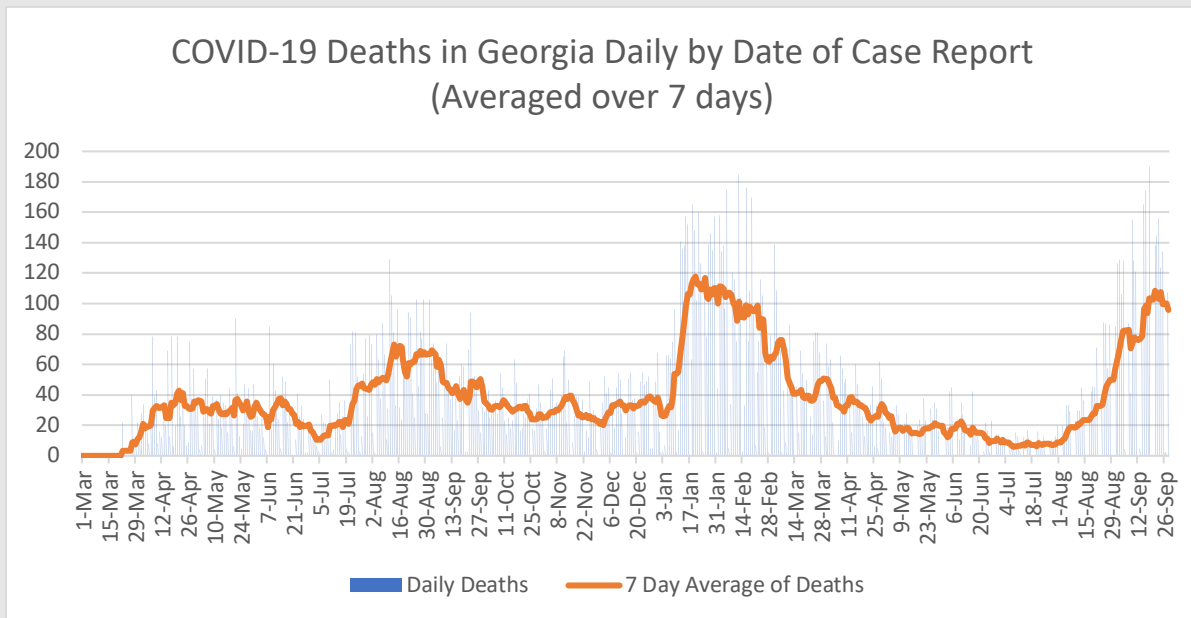
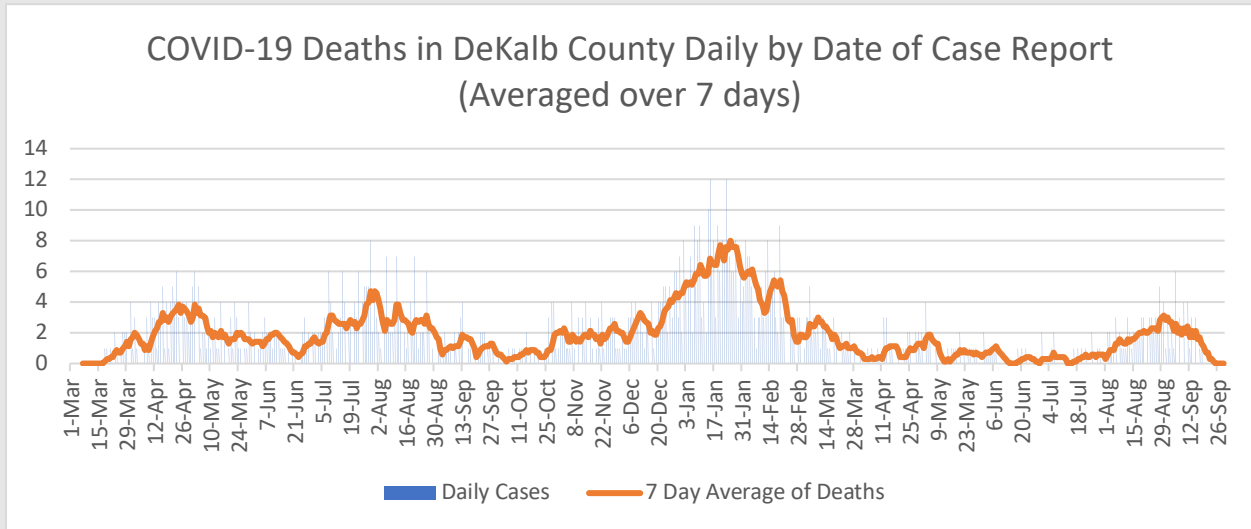
*Data as of 9/28/2021. Only data on Polymerase Chain Reaction (PCR) tests were included. All data reported are preliminary and subject to change

Total Testing in DeKalb County by 14-day Periods



*Data as of 9/28/2021. Negative antigen tests from pop-up sites are not always reported and at-home kits do not report any results, leading to an underreporting of antigen test counts. All data reported are preliminary and subject to change.

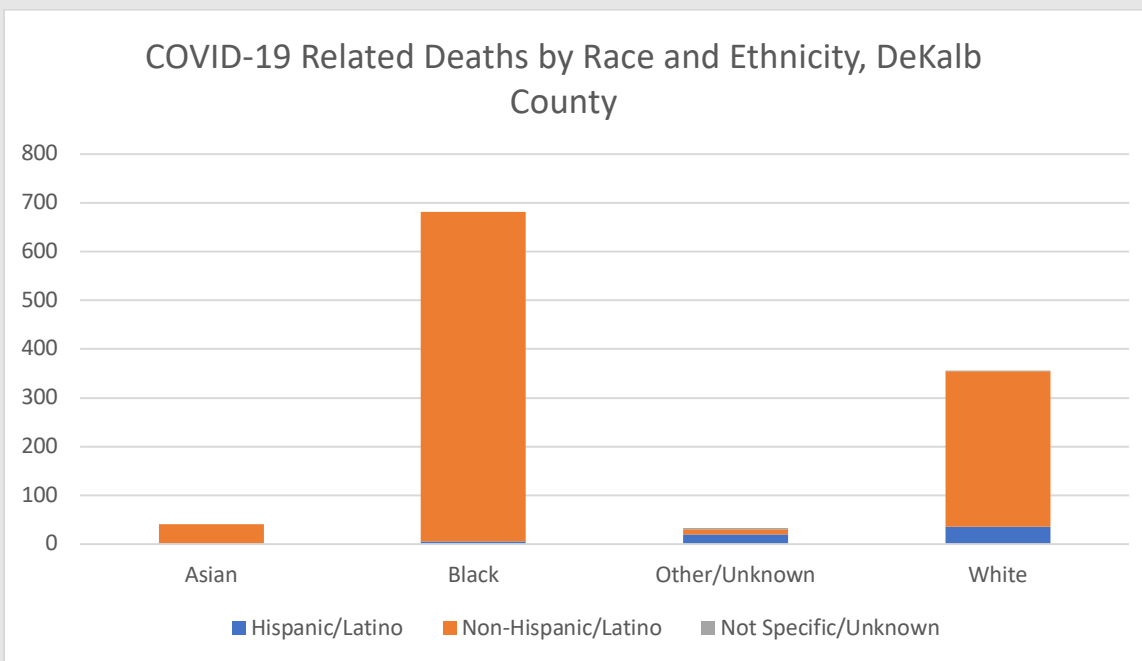
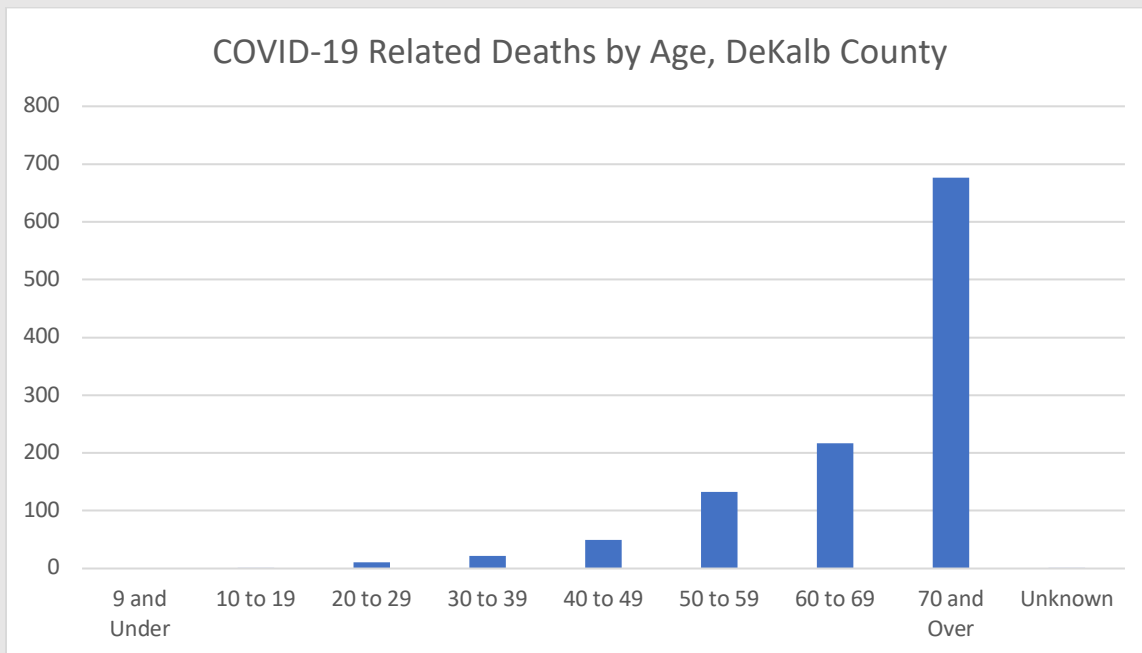
COVID-19 Related Deaths*



*DeKalb County Data as of 9/28/2021. Georgia data as 9/28/2021. Date of case reported used. All data reported are preliminary and subject to change.

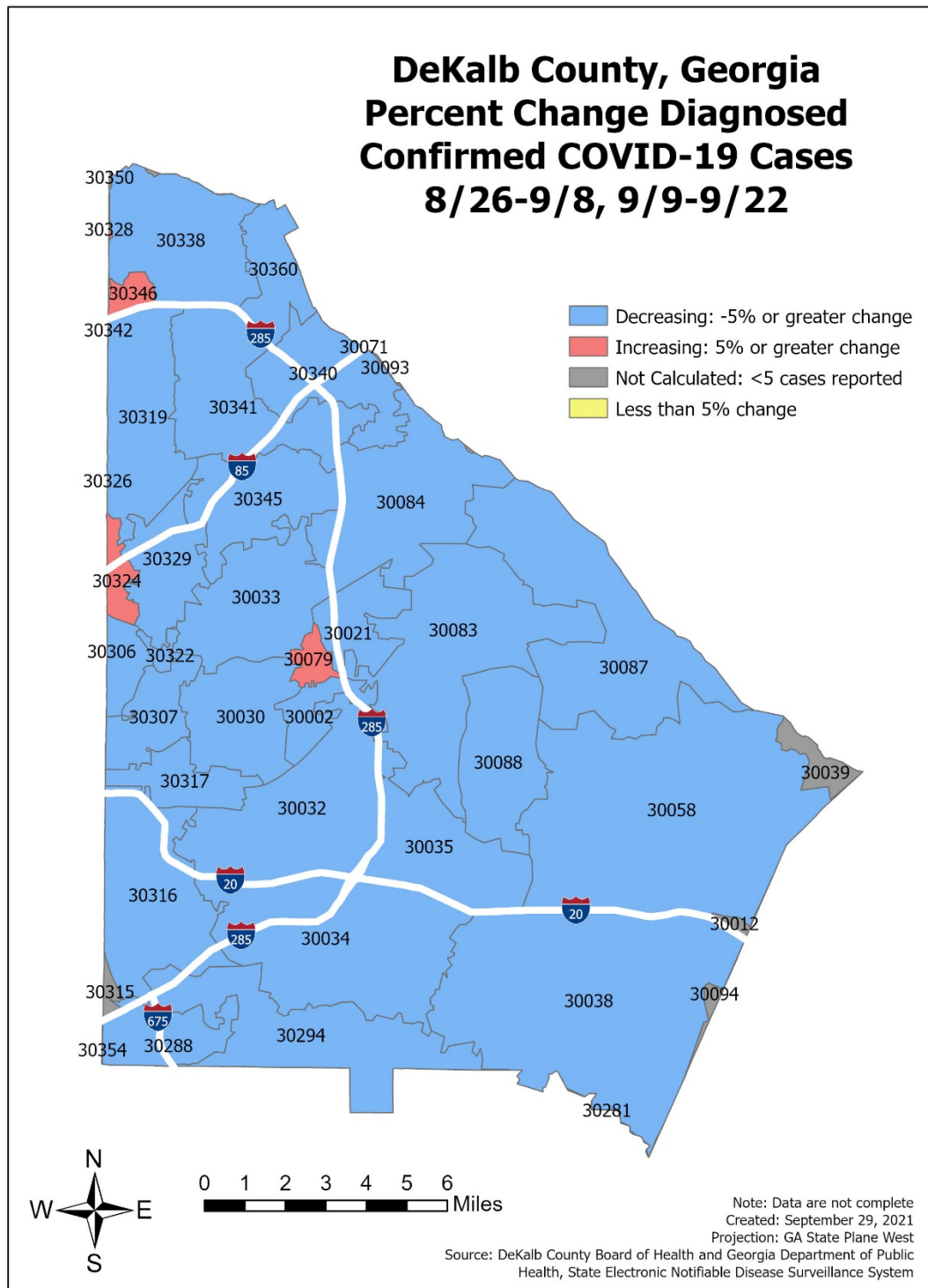
Total COVID-19 Related Hospitalizations/Deaths in DeKalb County, GA	Count	%
Hospitalization		
Needed Hospitalization	5939	7.8%
Not Known to Have Been Hospitalized	70047	92.2%
Deaths		
Died	1111	1.5%

COVID-19 Related Death Demographics*



*"Other" includes Native Hawaiian/Pacific Islander and American Indian/Native American

Map of Change in COVID-19 Cases by Zip Code*



*Note: Please see table below for more details on COVID-19 cases reported by zip code.

Table of COVID-19 Cases by Zip Code*

Zip	Previous 9/26	Current 9/28	Percent of Total	Previous 14 Days 8/26-9/8	Recent 14 Days 9/9-9/22	Percent Change in 14-day periods
All DeKalb	75704	75986	100.0%	3619	2371	-34.5%
30058	6323	6358	8.4%	334	237	-29.0%
30083	5559	5583	7.3%	270	163	-39.6%
30034	5285	5311	7.0%	311	187	-39.9%
30032	4779	4793	6.3%	216	142	-34.3%
30038	4595	4612	6.1%	242	163	-32.6%
30319	3864	3875	5.1%	98	70	-28.6%
30341	3425	3433	4.5%	134	103	-23.1%
30084	3131	3137	4.1%	127	82	-35.4%
30329	3051	3057	4.0%	97	67	-30.9%
30338	3032	3040	4.0%	134	83	-38.1%
30340	2797	2808	3.7%	122	73	-40.2%
30088	2697	2707	3.6%	134	87	-35.1%
30087	2628	2637	3.5%	87	77	-11.5%
30033	2424	2434	3.2%	94	73	-22.3%
30035	2278	2289	3.0%	127	89	-29.9%
30021	2243	2248	3.0%	108	58	-46.3%
30316	2185	2192	2.9%	99	71	-28.3%
30294	2177	2186	2.9%	92	57	-38.0%
30345	2106	2108	2.8%	94	72	-23.4%
30030	1890	1896	2.5%	84	57	-32.1%
30360	1390	1394	1.8%	53	40	-24.5%
30317	1153	1156	1.5%	45	38	-15.6%
30307	802	803	1.1%	44	40	-9.1%
30346	646	649	0.9%	15	20	33.3%
30306	588	589	0.8%	26	24	-7.7%
30322	438	439	0.6%	216	23	-89.4%
30324	420	427	0.6%	9	16	77.8%
30350	394	395	0.5%	<5	<5	NA
30002	380	383	0.5%	17	9	-47.1%
30288	365	367	0.5%	21	8	-61.9%
30079	333	334	0.4%	13	15	15.4%
30328	91	91	0.1%	6	10	66.7%
30039	81	81	0.1%	<5	6	NA
30072	51	51	0.1%	<5	<5	NA
30094	48	50	0.1%	<5	<5	NA
30012	37	37	0.0%	<5	<5	NA
30315	16	16	0.0%	<5	<5	NA
Unknown	2001	2020	2.7%	86	144	67.4%

*To account for reporting lag of new diagnoses, the 14-day periods were calculated from a week prior. Data cleaning may lead to reassignment of cases from one territory to another based on corrected addresses which may appear as “decreases” when compared to previous counts. Zip codes with fewer than 5 cases reported were omitted from the table. “Unknown” includes DeKalb residents without a zip code or with an incorrectly entered zip code.