

Overview

79,535
Confirmed
cases

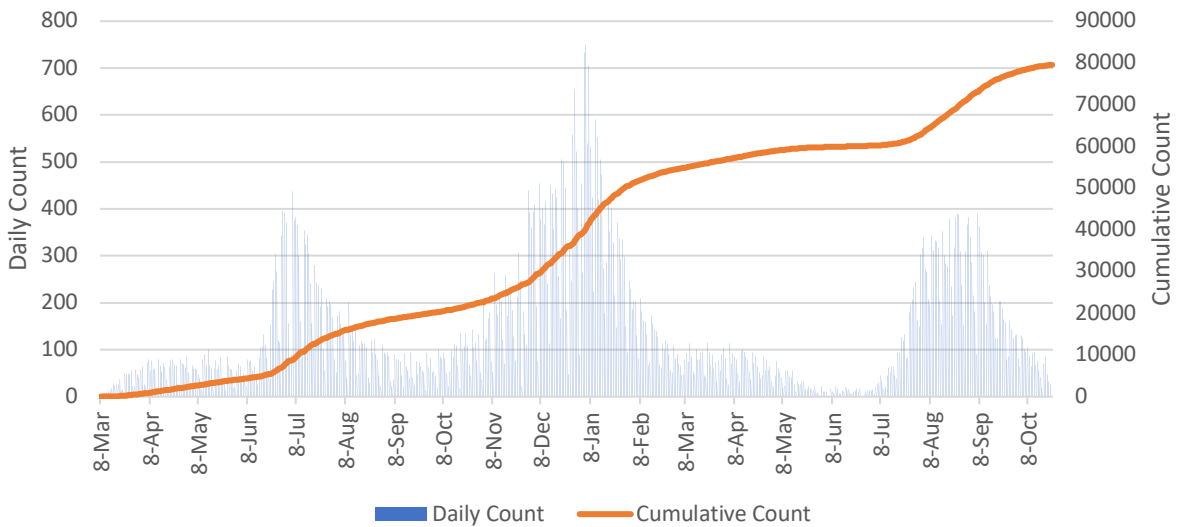
6.3% percent
of Georgia cases
are in Dekalb

53 confirmed cases
per 100K people in
the last 7 days

6,233
hospitalizations

1,187
deaths

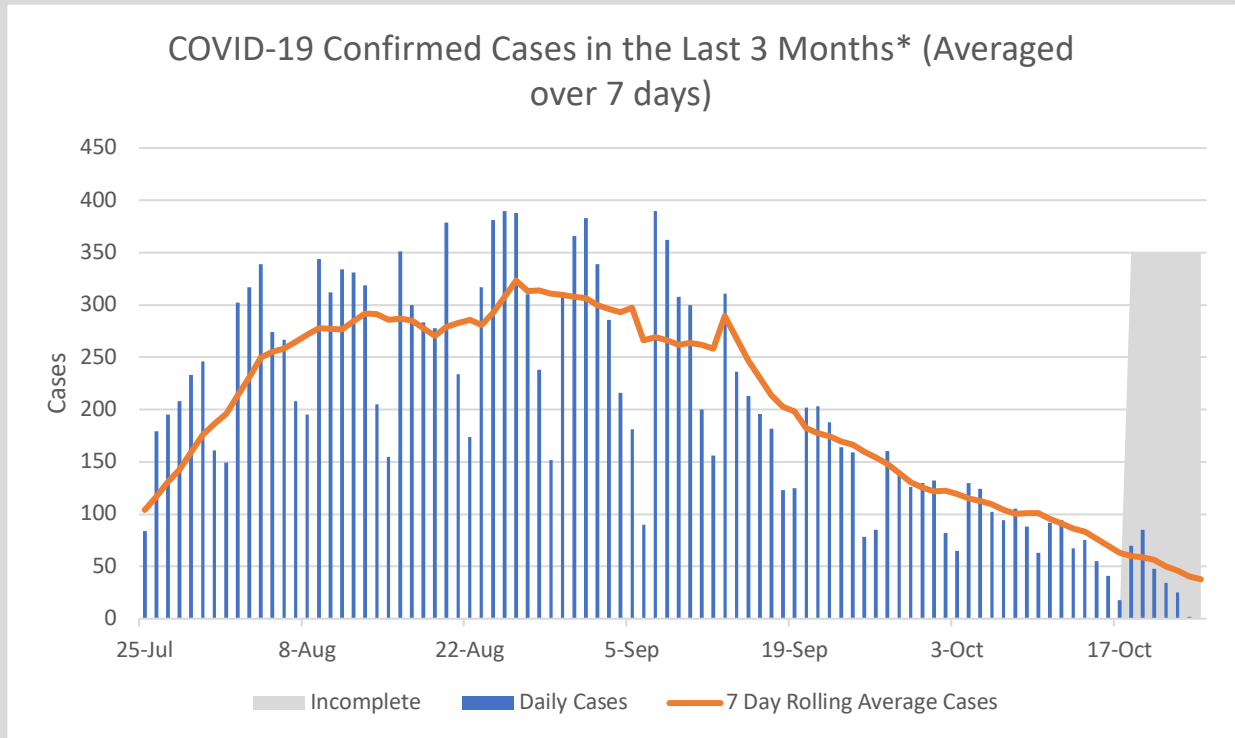
Daily and Cumulative COVID-19 Case Counts,
DeKalb County*



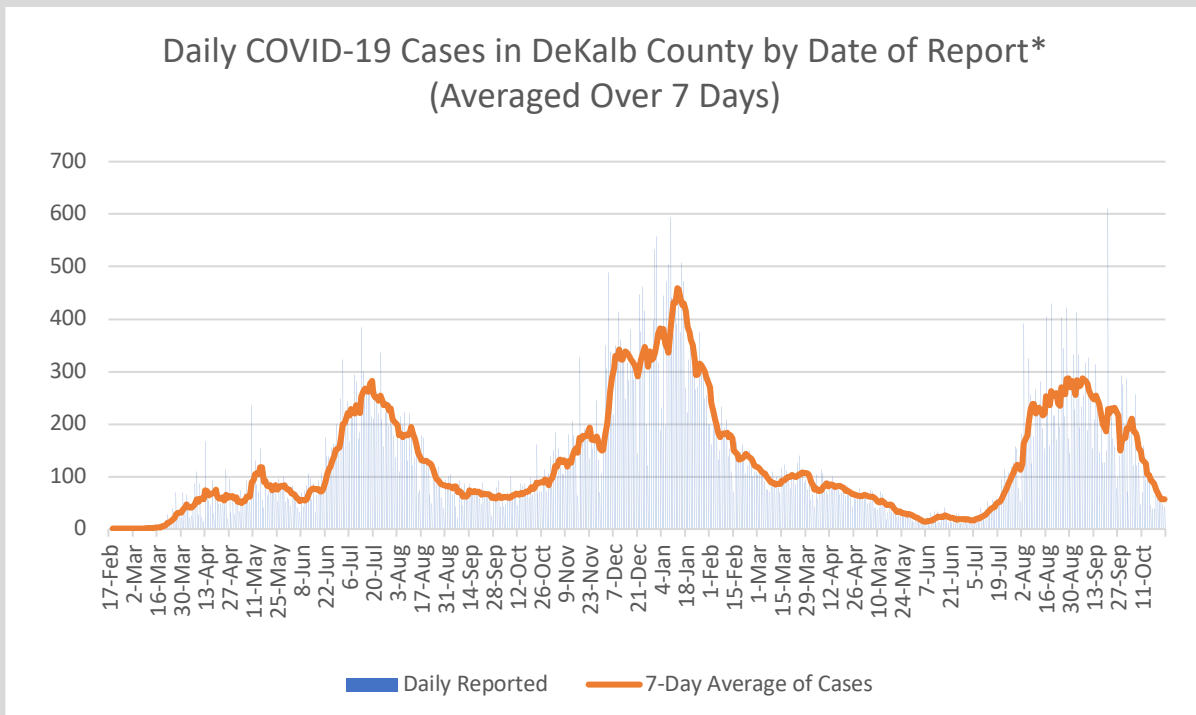
*Counts shown reflect the number of confirmed cases as of 10/24/21 using the date of first positive sample collection. Where date of first positive sample collection were not available, the date of report creation in GA SENDSS was used instead. **Note: All data reported are preliminary and subject to change. Delays in data reporting may cause changes in data counts, particularly within the last week.

- As of October 24, DeKalb County has reported 79,535 confirmed cases of 2019 novel coronavirus disease (COVID-19) and 1,187 confirmed COVID-19 deaths, an increase of 316 cases (+0.4%) and 7 deaths (+0.6%) since the last report on October 20.
- During the week of 10/12 to 10/18, there were 53 confirmed COVID-19 cases per 100,000 people in Dekalb, which is defined as “substantial” community transmission by the CDC
- 1,088 COVID-19 cases (137 cases per 100,000 population) were diagnosed in the most recent 14-day period (10/5-10/18), a **41% DECREASE** from the previous 14-day period (9/21-10/4)
- Of all persons diagnosed with COVID-19 in DeKalb, 7.8% needed hospitalization and 1.5% died
- As of October 22, Georgia Department of Public Health reported that DeKalb accounted for 6.3% of the total number of COVID-19 cases in Georgia to date
- As of October 22, Georgia Department of Public Health reported that DeKalb has administered 853,633 vaccines, and has 437,791 residents with at least one dose (58%) and 393,182 fully vaccinated residents (52%)

Other Case Count Metrics



*Counts shown reflect the number of confirmed cases as of 10/24/21 using date of collection. All data reported are preliminary and subject to change. Positive cases from the last 7 days (gray area) are still being collected, and likely to increase.

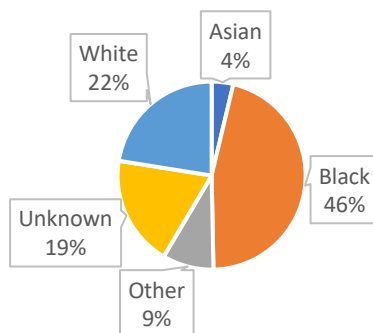


*Counts shown reflect the number of confirmed cases as of 10/24/21 using date of report creating in GA SendSS. All data reported are preliminary and subject to change.

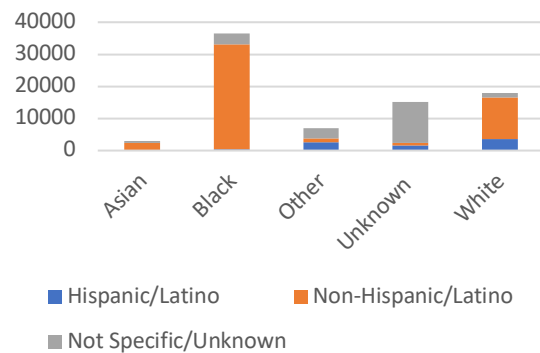
Demographic Distribution of COVID Cases*

Demographics		
Gender	N	%
Female	43320	54.5%
Male	35512	44.6%
Unknown	703	0.9%
Age		
9 and Under	4799	6.0%
10 to 19	8687	10.9%
20 to 29	15737	19.8%
30 to 39	15642	19.7%
40 to 49	12176	15.3%
50 to 59	10391	13.1%
60 to 69	6619	8.3%
70 and Over	5191	6.5%
Unknown	293	0.4%
Race		
Asian	2956	3.7%
Black	36565	46.0%
Other	7018	8.8%
Unknown	15120	19.0%
White	17876	22.5%
Ethnicity		
Hispanic/Latino	8264	10.4%
Non-Hispanic/Latino	49747	62.5%
Not Specific/Unknown	21524	27.1%

COVID-19 Cases by Race, DeKalb County

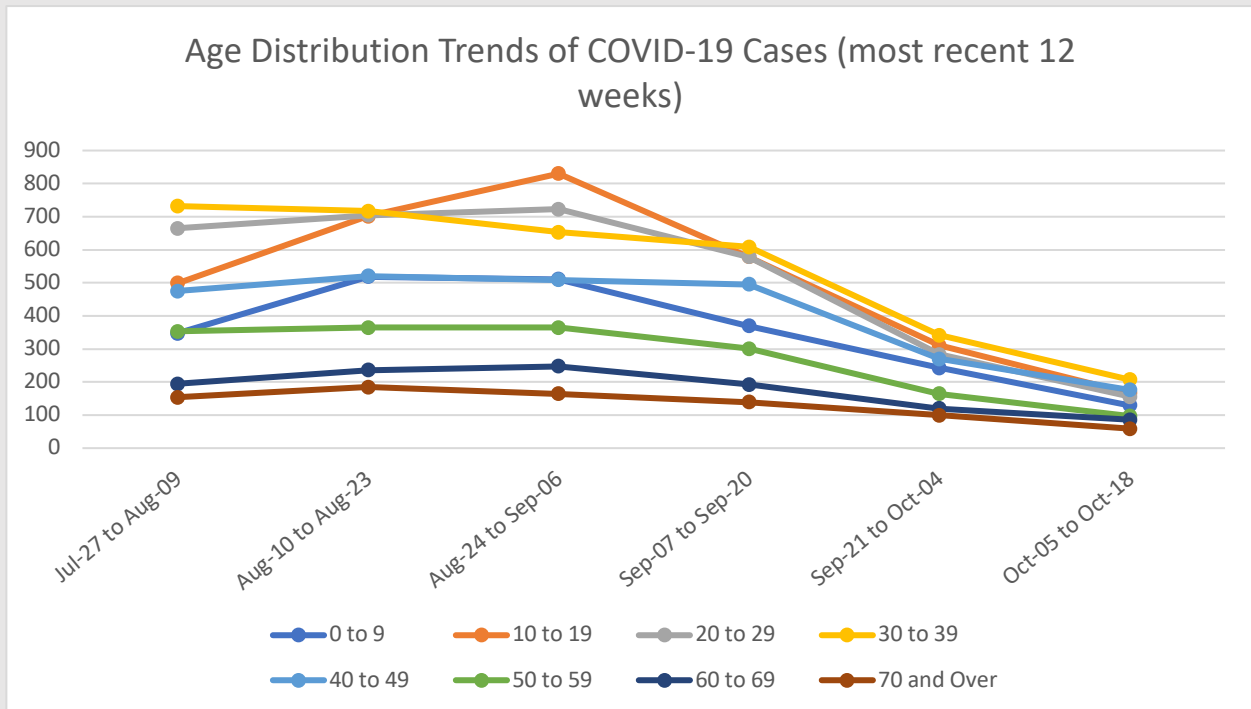
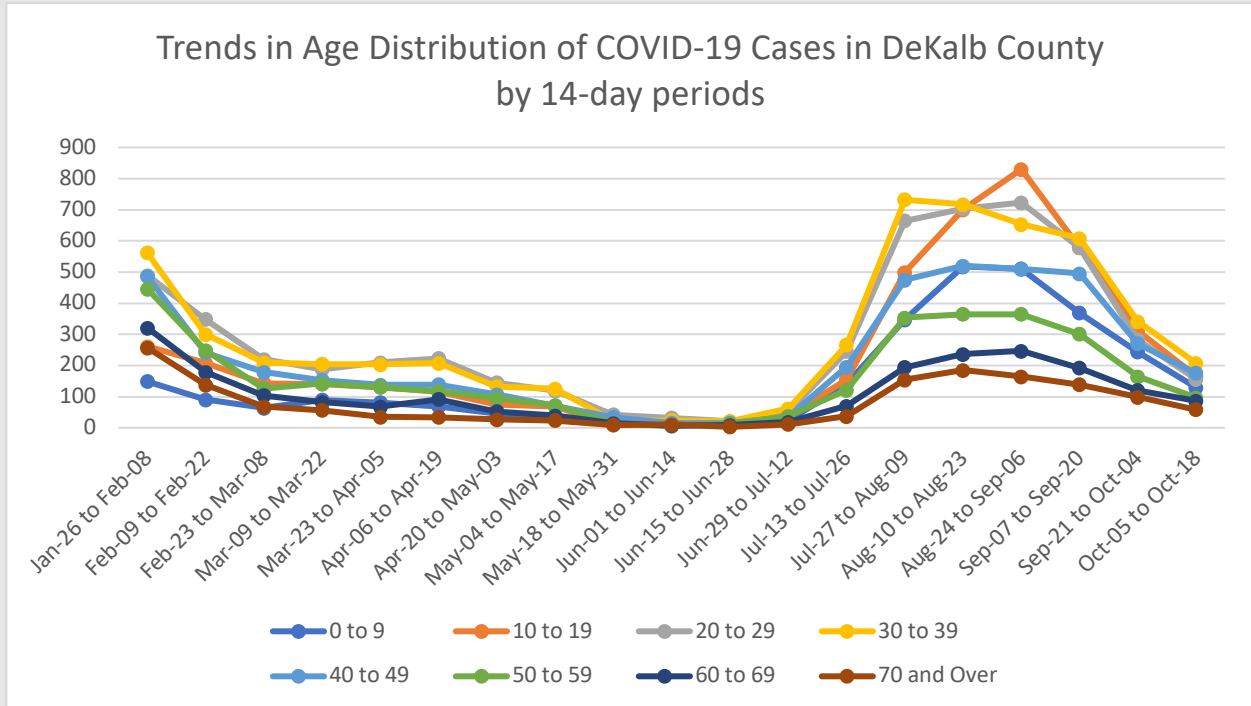


COVID-19 Cases by Race and Ethnicity, DeKalb County



*"Other" includes Native Hawaiian/Pacific Islander and American Indian/Native American

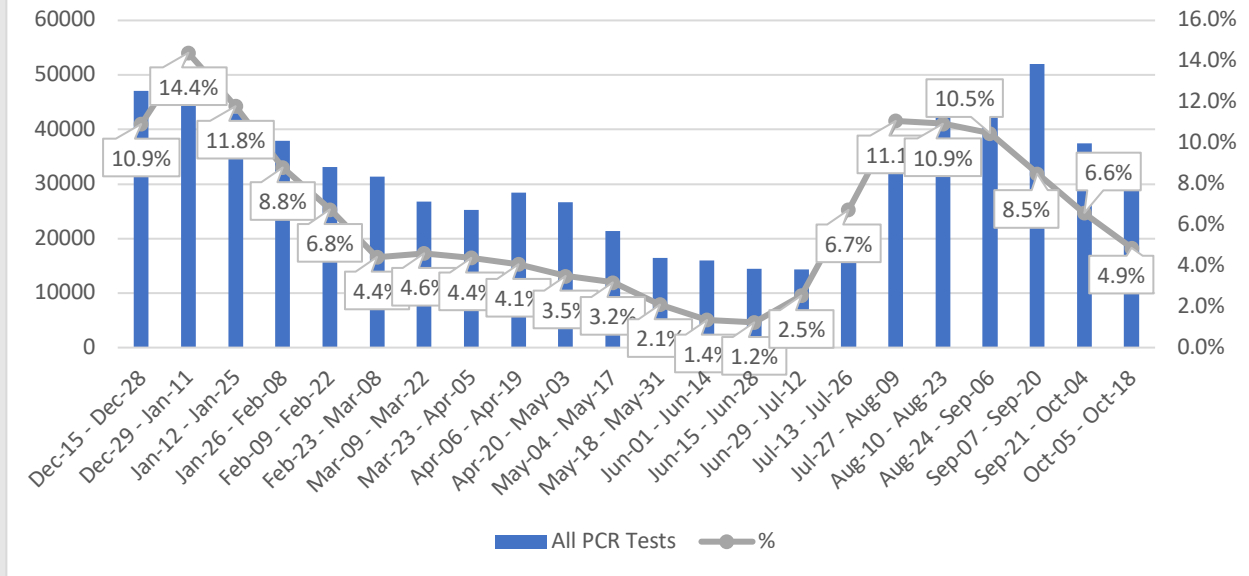
Age Distribution of COVID Cases*



*Counts shown reflect the number of confirmed cases as of 10/24/21 using the date of first positive sample collection. Where date of first positive sample collection were not available, the date of report creation in GA SENDSS was used instead. All data reported are preliminary and subject to change.

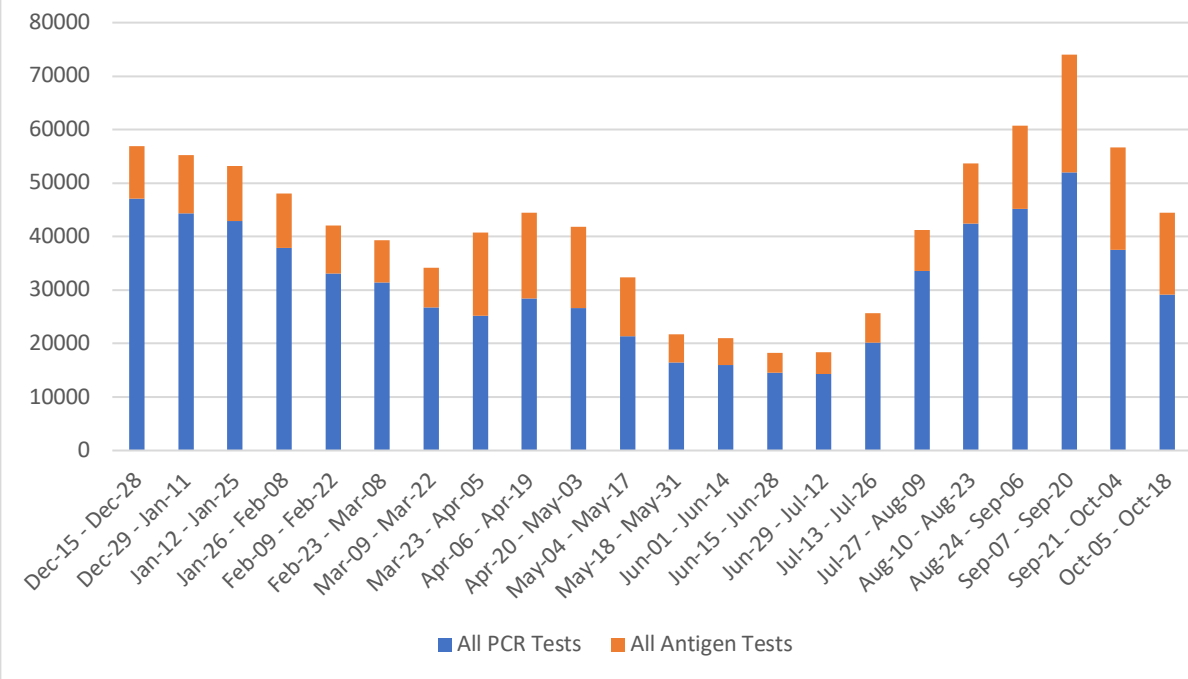
COVID-19 Testing and Positivity*

Trends in positive COVID-19 PCR Tests in DeKalb County by 14-day Periods



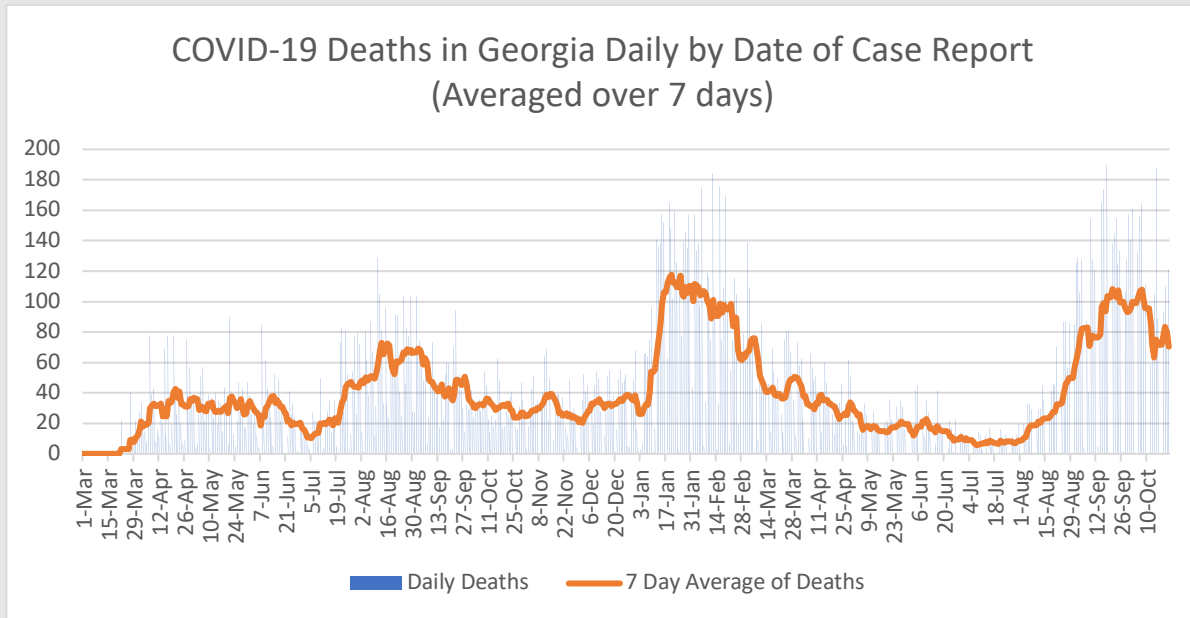
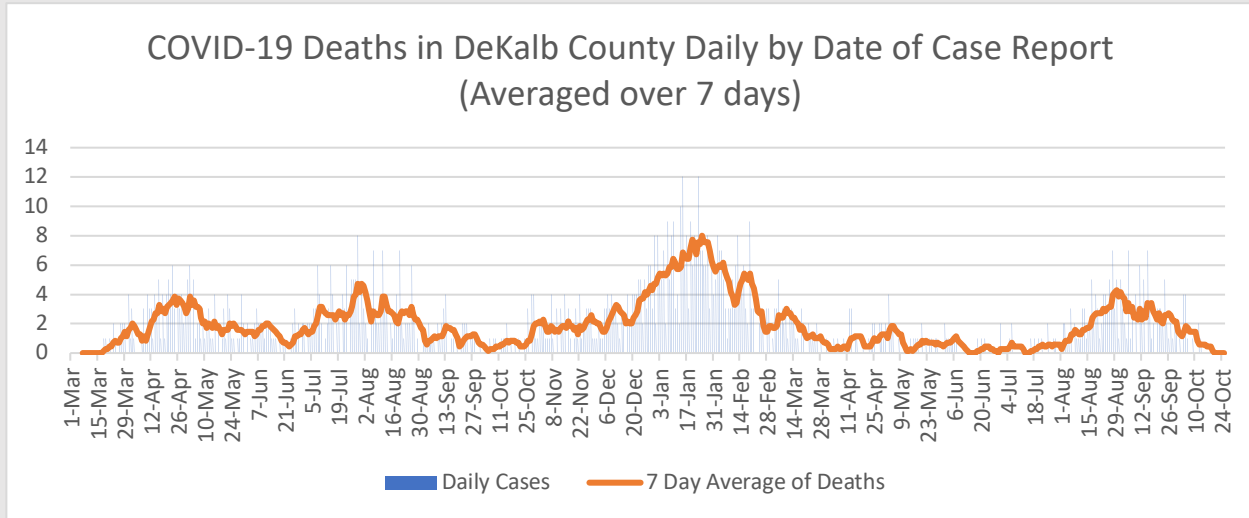
*Data as of 10/22/2021. Only data on Polymerase Chain Reaction (PCR) tests were included. All data reported are preliminary and subject to change

Total Testing in DeKalb County by 14-day Periods



*Data as of 10/22/2021. Negative antigen tests from pop-up sites are not always reported and at-home kits do not report any results, leading to an underreporting of antigen test counts. All data reported are preliminary and subject to change.

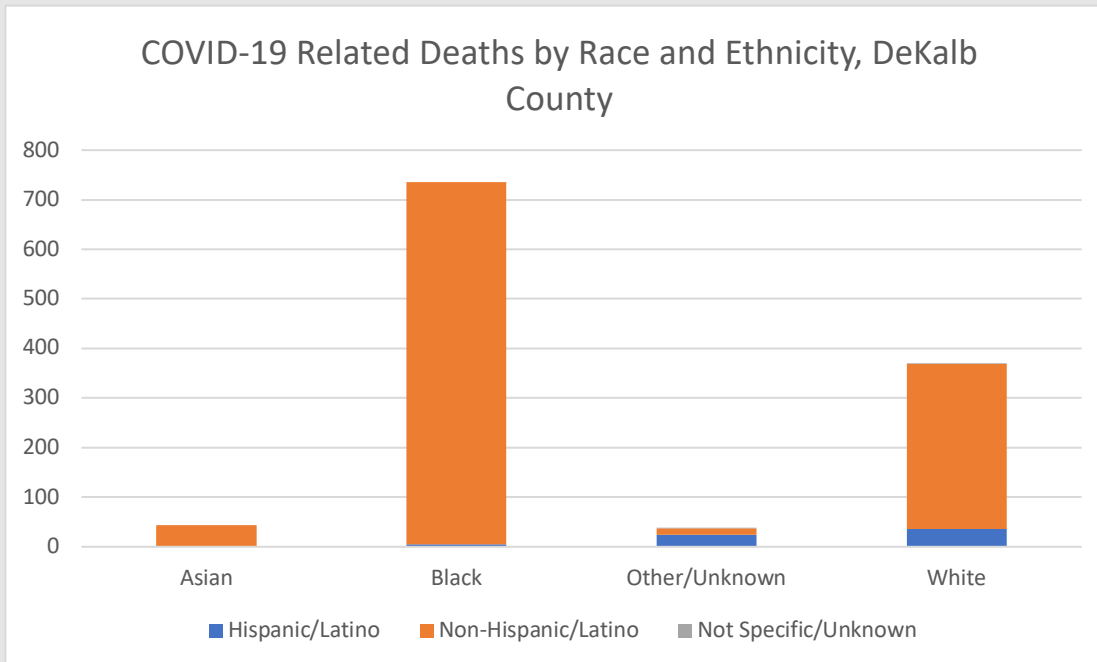
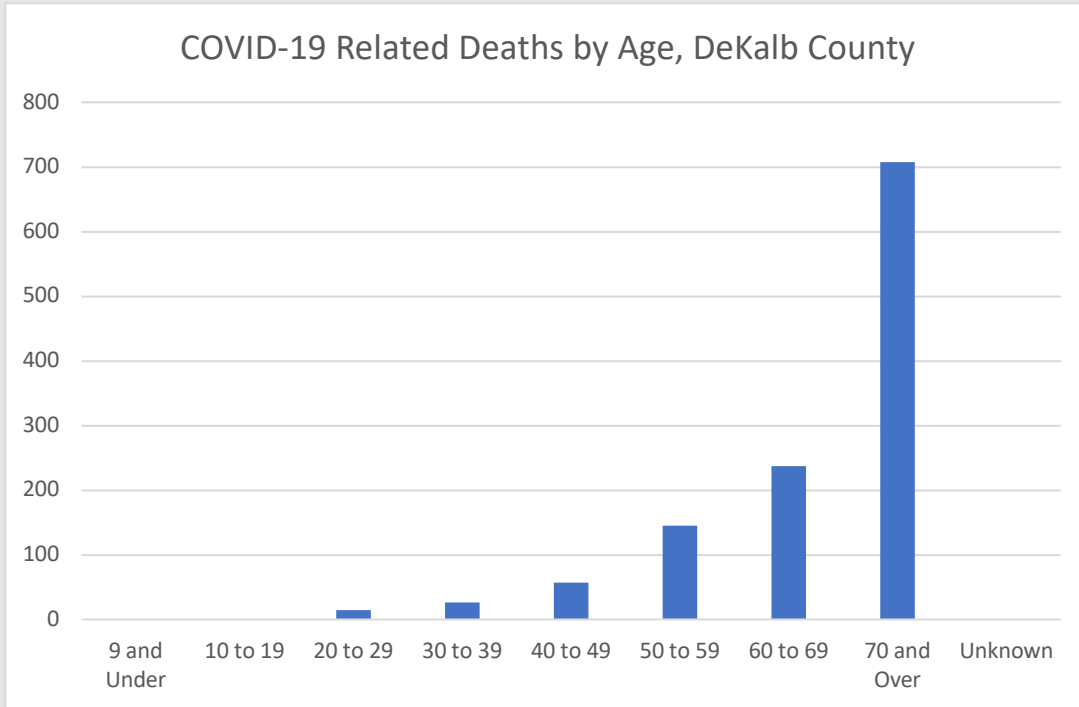
COVID-19 Related Deaths*



*DeKalb County Data as of 10/24/2021. Georgia data as 10/22/2021. Date of case reported used. All data reported are preliminary and subject to change.

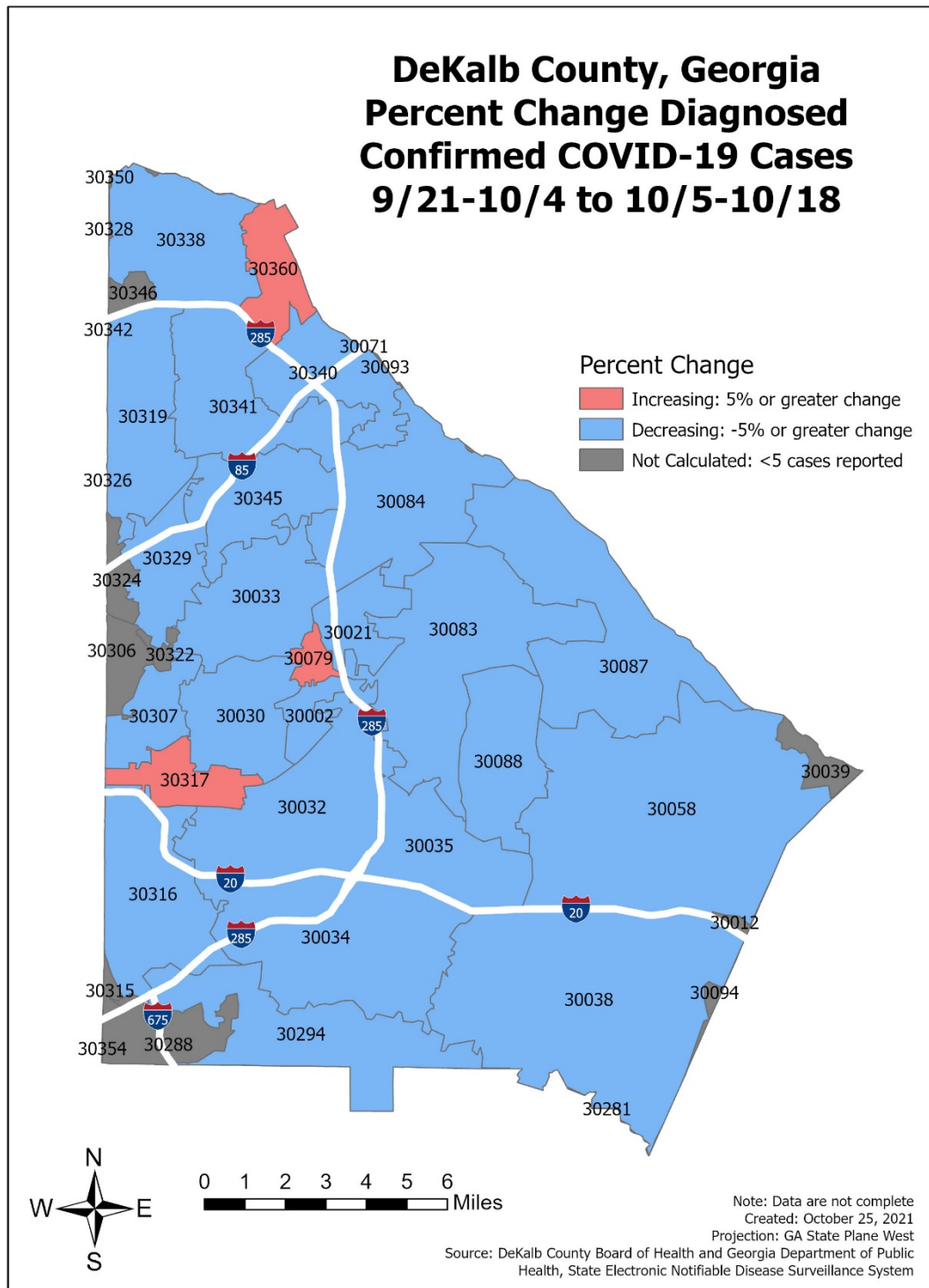
Total COVID-19 Related Hospitalizations/Deaths in DeKalb County, GA	Count	%
Hospitalization		
Needed Hospitalization	6233	7.8%
Not Known to Have Been Hospitalized	73302	92.2%
Deaths		
Died	1187	1.5%

COVID-19 Related Death Demographics*



*"Other" includes Native Hawaiian/Pacific Islander and American Indian/Native American

Map of Change in COVID-19 Cases by Zip Code*



*Note: Please see table below for more details on COVID-19 cases reported by zip code.

Table of COVID-19 Cases by Zip Code*

Zip	Previous 10/19	Current 10/24	Percent of Total	Previous 14 Days 9/21-10/4	Recent 14 Days 10/5-10/18	Percent Change in 14-day periods
All DeKalb	79219	79535	100.0%	1844	1088	-41.0%
30058	6649	6690	8.4%	187	94	-49.7%
30083	5864	5881	7.4%	148	78	-47.3%
30034	5503	5516	6.9%	146	68	-53.4%
30032	5074	5094	6.4%	134	89	-33.6%
30038	4816	4831	6.1%	128	62	-51.6%
30319	4061	4077	5.1%	87	49	-43.7%
30341	3553	3566	4.5%	68	44	-35.3%
30084	3229	3234	4.1%	52	36	-30.8%
30329	3194	3203	4.0%	60	52	-13.3%
30338	3107	3124	3.9%	57	39	-31.6%
30340	2902	2914	3.7%	72	39	-45.8%
30088	2843	2850	3.6%	57	31	-45.6%
30087	2743	2749	3.5%	49	28	-42.9%
30033	2520	2532	3.2%	53	43	-18.9%
30035	2434	2447	3.1%	84	41	-51.2%
30021	2336	2338	2.9%	45	17	-62.2%
30316	2307	2320	2.9%	61	29	-52.5%
30294	2261	2271	2.9%	51	29	-43.1%
30345	2185	2195	2.8%	46	37	-19.6%
30030	2009	2022	2.5%	47	33	-29.8%
30360	1447	1462	1.8%	25	33	32.0%
30317	1214	1219	1.5%	14	21	50.0%
30307	843	847	1.1%	19	10	-47.4%
30346	657	659	0.8%	8	<5	NA
30306	611	614	0.8%	25	<5	NA
30322	442	444	0.6%	<5	<5	NA
30324	435	434	0.5%	13	<5	NA
30002	417	418	0.5%	15	9	-40.0%
30350	399	400	0.5%	<5	<5	NA
30288	371	372	0.5%	5	<5	NA
30079	360	362	0.5%	11	13	18.2%
30328	92	94	0.1%	<5	<5	NA
30039	85	84	0.1%	<5	<5	NA
30072	57	57	0.1%	<5	<5	NA
30094	52	52	0.1%	<5	<5	NA
30012	39	39	0.0%	<5	<5	NA
30315	19	20	0.0%	<5	<5	NA
Unknown	2089	2104	2.6%	39	62	59.0%

*To account for reporting lag of new diagnoses, the 14-day periods were calculated from a week prior. Data cleaning may lead to reassignment of cases from one territory to another based on corrected addresses which may appear as “decreases” when compared to previous counts. Zip codes with fewer than 5 cases reported were omitted from the table. “Unknown” includes Dekalb residents without a zip code or with an incorrectly entered zip code.